

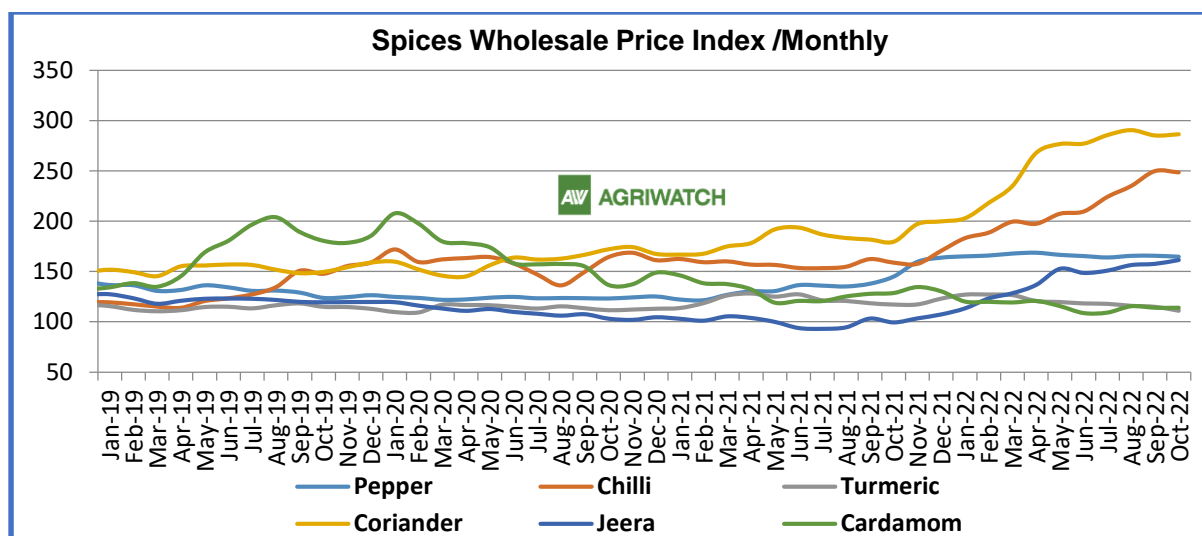
---

# Black Pepper Weekly Research Report

---

## Contents

- ❖ Arrivals Scenario
- ❖ Spot Market Prices and Seasonal Trends
- ❖ Spot price Outlook
- ❖ International Fundamentals and Prices
- ❖ Export and Import Scenario
- ❖ Black pepper FOB Prices
- ❖ Rabi Sowing Progress (During Sowing Time)
- ❖ Domestic Market Fundamentals
- ❖ Domestic Stock Position



Months	Pepper	Chilli	Turmeric	Coriander	Jeera	Cardamom
Aug-22	165.6	235	115.9	290.4	156.5	115.6
Sep-22	165.7	249.8	114.9	285.1	157.7	114.1
Oct-22	164.7	248.5	111	286.3	161.5	114.1
Change Over Previous Month	-1.0	-1.3	-3.9	1.2	3.8	0.0

## BLACK PEPPER

### Spot Market Recap

- Steady to firm sentiment reported in the Black Pepper spot market during the past week.
- Marginally lower supply in the spot market supported the domestic pepper prices. Planters and Stockists were not interested to release their stocks at current lower prices level.
- Continuous imports from other producing countries put pressure on Indian pepper prices at higher levels.
- As per trade sources, higher old stocks reported in Kerala warehouses and owners are releasing their stocks at discounted prices added the bearish sentiment. It is reported that around 7,000 to 8,000 tons of FSSAI licensed pepper are being stored in the warehouse and the owner is in the process of releasing it in parts.
- AgriWatch expects buyers likely to be active from lower price levels as India's pepper production is estimated to be lower. As per current situations, AgriWatch expects India's pepper production for 2021-22 likely to go down by 8 to 10% compared to last year. Last year (2020-21) India's Pepper production was 62,000 MT.
- According to Vietnam Pepper Association during November 2022 the Vietnam exported 16,425 tons of pepper (black pepper reached 14,692 tons, white pepper reached 1,733 tons). However, Vietnam imported 2,474 tons of pepper in November 2022. In which, black pepper reached 2,337 tons, white pepper reached 137 tons. Compared to October 2022, our country's pepper import volume increased sharply by 13.8%.

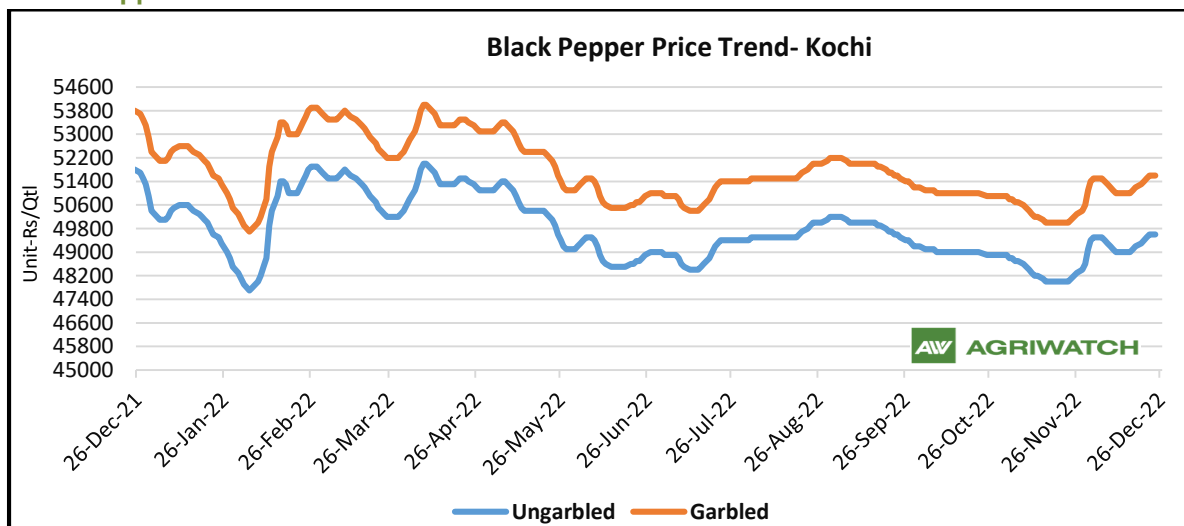
### Fundamental Analysis

Black Pepper Arrival Scenario: (in Tons)					
State	Market	% Change Over Previous Week	Today	Week Ago	Year Ago
			17th Dec to 23rd Dec 2022	10th Dec to 16th Dec 2022	17th Dec to 23rd Dec 2021
Kerala	Kochi	-0.80	124.5	125.5	252.5
Total		-0.80	124.5	125.5	252.5

Current year, from 1st January 2022 to 23rd December 2022, Black pepper supply reported 9,517 tonnes compared to last year's 5,232 tonnes, up by 81.90% as stockists and planters were releasing their stocks during the start of this year amid higher prices.

Last year, from 1st January 2021 to 31st December 2021, Black pepper supply reported 5649.5 tonnes compared to last year's 5,261 tonnes, down by 13.96%.

### Black Pepper Price Trend



As on 23rd December 2022, Black Pepper Garbled prices were at INR 51,600 per quintal and Ungarbled prices were at INR 49,600 per quintal, up by INR 500 per quintal during the past week.

### Black Pepper Spot Price Outlook (Kochi, Garbled)

AgriWatch expects Black Pepper (Garbled) likely to trade in a range between INR 51,200 – 52,200 per quintal for next week.

### Black Pepper Export and Import Scenario

India continued to import Black Pepper from Vietnam and Brazil as a result of which imports reported at 450.50 MT, up by 4.04% in September 2022 from the previous month and overall imports during the current year also reported marginally up by 0.40% from the same period last year.

Due to decreased demand from USA, UK and other countries, its exports reported down during the current year by 10.29% from the same period last year (including Garbled and Ungarbled). However, in September 2022 exports is up by 22.68% from the previous month and recorded at 314.49 MT on some new demand from Malaysia and Sweden.

### International Scenario

Vietnam Pepper price as on last trade extended the series of sideways days in the domestic market. Currently, the provinces are purchasing pepper in the range of 57,500 - 60,000 VND/kg. Currently, two provinces Gia Lai and Dong Nai are recording the lowest price of 57,500 VND/kg. Next are the two provinces of Dak Lak and Dak Nong with the same price of 58,500 VND/kg. Similarly, pepper prices today in Binh Phuoc and Ba Ria - Vung Tau also moved sideways at 59,000 VND/kg and 60,000 VND/kg, respectively.

According to statistics from the American Center for International Trade, 10 months of 2022, this country's pepper imports reached 76.11 thousand tons, down 5.4% in volume, but increased by 27.9% in value over the same period in 2021. The average import price of US pepper in the 10 months of 2022 reached \$4,990/ton, up 35.2% over the same period in 2021. In which, the average import price of US pepper increased sharply from most of the main sources, excluding China, down 2.4%, to US\$4,142/ton. In the first 10 months of 2022, US pepper imports fell sharply from the markets of Brazil and India, but increased from the markets of Vietnam, Indonesia and China.

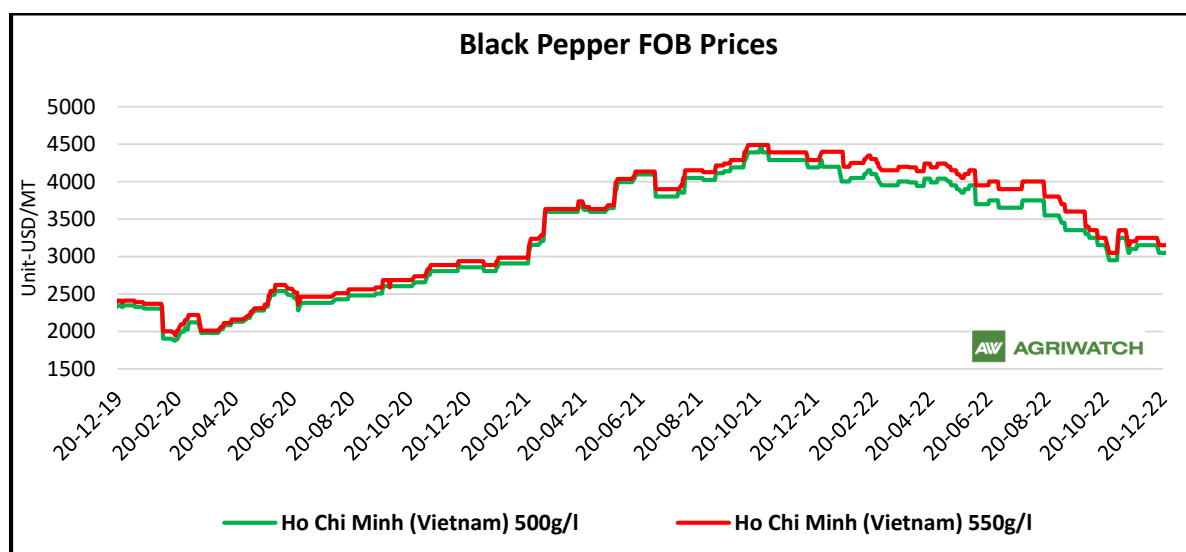
Vietnam is the largest pepper supplier to the US in the first 10 months of 2022, the volume is approximately 55.77 thousand tons, up 1.1% in volume compared to the same period in 2021. Vietnam's pepper market share in total US imports increased from 68.55% in 10 months of 2021 to 73.27% in 10 months of 2022. In contrast, the US reduced pepper imports from Brazil in the first 10 months of 2022, reaching 5.8 thousand tons, down 37.5% in volume and 8.4% in value compared to that of the US same period in 2021. Brazil's pepper market share in total US imports decreased from 11.55% in 10 months of 2021 to 7.63% in 10 months of 2022.

### Black Pepper Spot Prices Weekly Change, Loose Prices (Rs/Qtl)

State	Centre	Grade	% Change Over Previous Week	Today	Week Ago	Month Ago	Year Ago
				23-Dec-22	16-Dec-22	23-Nov-22	23-Dec-21
Kerala	Kochi Benchmark market	Ungarbled	1.02	49600	49100	48000	51300
		Garbled	0.98	51600	51100	50000	53300
Karnataka	Chikkamagaluru	Ungarbled	1.00	50500	50000	48500	51000
Delhi	New Delhi	Unpolished	Unch	55000	55000	53500	53000
		550 GL	Unch	54500	54500	55000	55000
		Number 11.5	Unch	58500	58500	57500	55000

## Black Pepper FOB Prices (USD/MT)

Date	Brazil ASTA 570	ex Kochi (India) ASTA	Lampung (Indonesia) ASTA 570	Kuching (Sarawak, Malaysia) ASTA	Ho Chi Minh (Vietnam) 500g/l	Ho Chi Minh 550g/l
16-12-22	2500	NA	NA	4900	3050	3150
19-12-22	2500	6500	NA	4900	3050	3150
20-12-22	2500	NA	NA	4900	3050	3150
21-12-22	2500	NA	NA	4900	3050	3150
22-12-22	2500	NA	NA	4900	3050	3150
23-12-22	2500	NA	NA	4900	3050	3150



As on 23rd December 2022, Ho Chi Minh (Vietnam) 500g/l moving at 3,050 USD/MT, Ho Chi Minh (Vietnam) 550g/l moving at 3,150 USD/MT steady from last week same period.

### Disclaimer

The information and opinions contained in the document have been compiled from sources believed to be reliable. The company does not warrant its accuracy, completeness and correctness. The use of data and information contained in this report is at your own risk. This document is not, and should not be construed as an offer to sell or solicitation to buy any commodities. This document may not be reproduced, distributed or published, in whole or part, by any recipient hereof for any purpose without prior permission from the Company. IASL and its affiliates and/or their officers, directors and employees may have positions in any commodities mentioned in this document (or in any related investment) and may from time to time add to or dispose of any such commodities (or investment). Please see the detailed disclaimer at <http://www.agriwatch.com/disclaimer.php> © 2022 Indian Agribusiness Systems Ltd.