

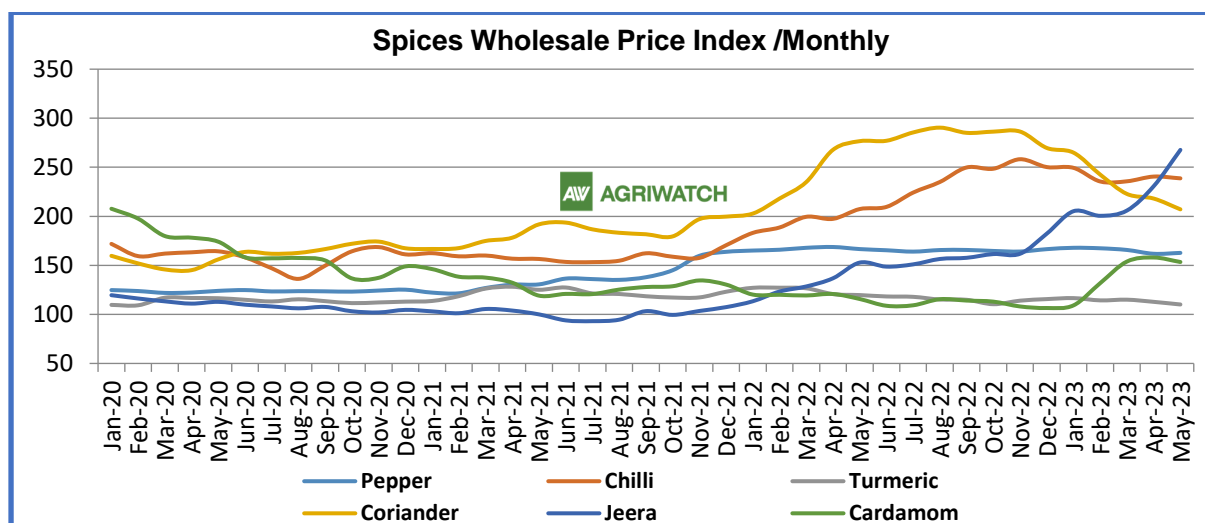
---

# Black Pepper Weekly Research Report

---

AGRIWATCH

### Spices Wholesale Price Index /Monthly

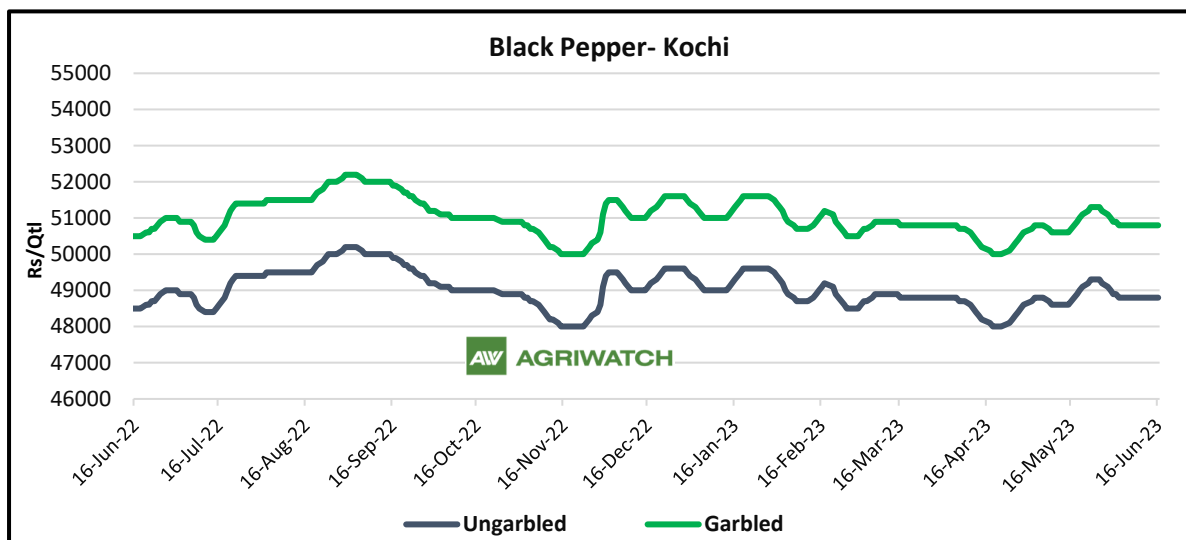


Months	Pepper	Chilli	Turmeric	Coriander	Jeera	Cardamom
Mar-23	165.7	235.7	115	222.8	205.9	153.9
Apr-23	161.8	240.5	112.8	218.1	230.7	158
May-23	162.7	238.7	110.1	207.1	267.7	153.4
Change Over Previous Month	0.9	-1.8	-2.7	-11.0	37.0	-4.6

Source - MINISTRY OF COMMERCE & INDUSTRY. Base year – 2011-12

## FUNDAMENTAL ANALYSIS

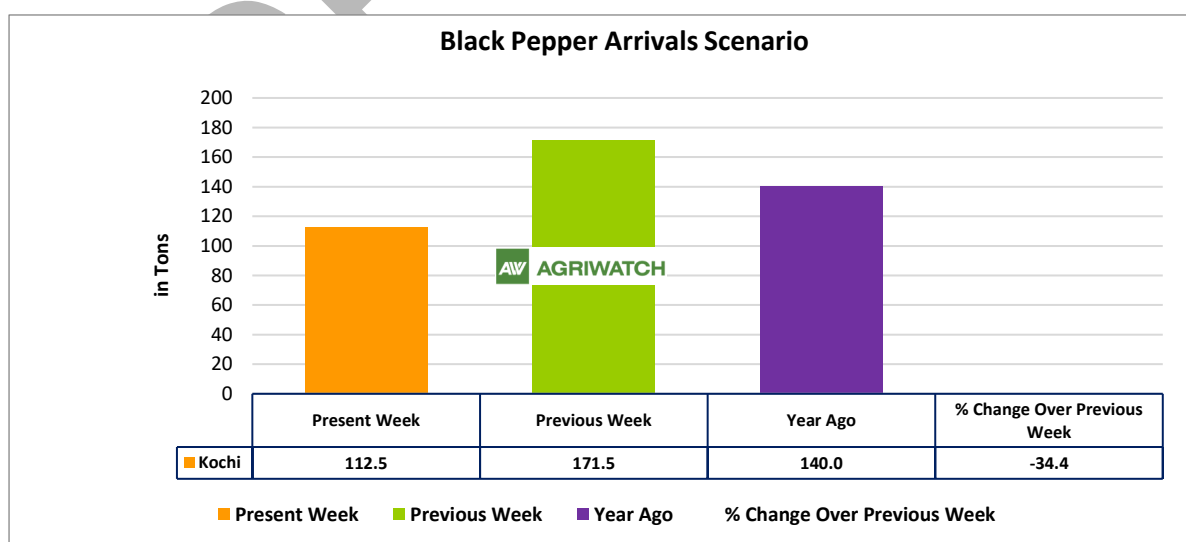
### BLACK PEPPER



- Mostly steady sentiment was witnessed in the Black Pepper spot market during the week under review.
- Demand has declined in the domestic market however good quality demand in the export market are likely to keep the prices in a stable range.
- AgriWatch anticipates that prices will continue to remain stable in the ongoing week as well in the expectation of comparatively lower arrivals in the market. It is expected that planters and stockists will refrain from releasing their stocks in large quantities to maintain prices at comfortable levels.

#### **Black Pepper Outlook: -**

AgriWatch expects Black Pepper (Garbled) likely to move in a steady note between INR 50,200 – 51,500 per quintal for next week.



- Planters and stockists are anticipating an improved demand in the global market and expecting price increases due to lower production estimates in the current season due to which supply might decline in the upcoming week.

Black Pepper Spot Prices Weekly Change, Loose Prices (Rs/Qtl)							
State	Centre	Grade	% Change Over Previous Week	Today	Week Ago	Month Ago	Year Ago
				16-Jun-23	09-Jun-23	16-May-23	16-Jun-22
Kerala	Kochi <b>Benchmark market</b>	Ungarbled	Unch	48800	48800	48700	48500
		Garbled	Unch	50800	50800	50700	50500
Karnataka	Chikkamagaluru	Ungarbled	Unch	49500	49500	49500	48000
Delhi	New Delhi	550 GL	Unch	54000	54000	54000	57000
		Number 11.5	Unch	56000	56000	56000	55000

### International Scenario

#### ***Black Pepper Prices Show Mixed Trends in Global Markets compared to the previous trading day: -***

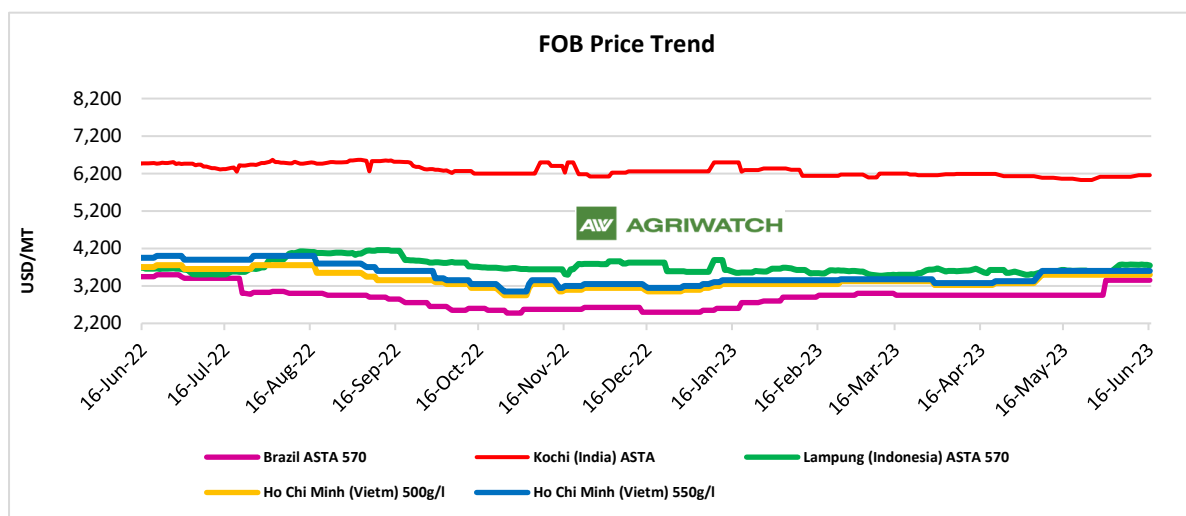
- The Lampung black pepper in Indonesia has experienced a decrease of 0.19%, bringing its price to \$3,760 per tonne. Similarly, the price of Muntok white pepper has also decreased by 0.19% and now stands at \$6,221 per tonne.
- In Malaysia, the Kuching ASTA black pepper price remains stable at \$4,900 per tonne, while ASTA white pepper is priced at \$7,300 per tonne.
- Moving to the Brazilian market, the price of black pepper ASTA 570 is currently set at \$2,950 per tonne.
- In Vietnam, the export prices for black pepper with 500 g/l and 550 g/l quality are \$3,500 and \$3,600 per tonne, respectively. The export price for white pepper is reported at \$5,000 per tonne.

#### ***Global Pepper Output Expected to Decrease in 2023: -***

- The projected pepper production in Indonesia for 2023 is expected to be approximately 55,000 tonnes, which is 10,000 tonnes lower than the 2022 crop of 65,000 tonnes.
- Indonesian pepper farmers are currently shifting their focus to coffee cultivation due to more favourable coffee prices, resulting in a decreased interest in pepper production.
- In terms of global pepper production, the estimates for 2022 indicate a total output of 537 thousand tonnes, representing a 2% decline compared to 2021. This decline can be attributed primarily to reduced production in Indonesia and Vietnam.
- Looking ahead, it is forecasted that global pepper production in 2023 will continue to decrease by approximately 1% compared to 2022, amounting to around 531 thousand tonnes.

#### ***Vietnam Pepper Harvest Concludes with Strong Output Growth: -***

- According to the Vietnam Pepper and Spices Association, the pepper harvest for the year 2023 has essentially concluded, resulting in an estimated output of nearly 200,000 tons. This output reflects a significant increase of 9.3% compared to the previous year, 2022.
- The surge in pepper exports to China during March and April has played a significant role in driving the continuous increase in domestic pepper prices.



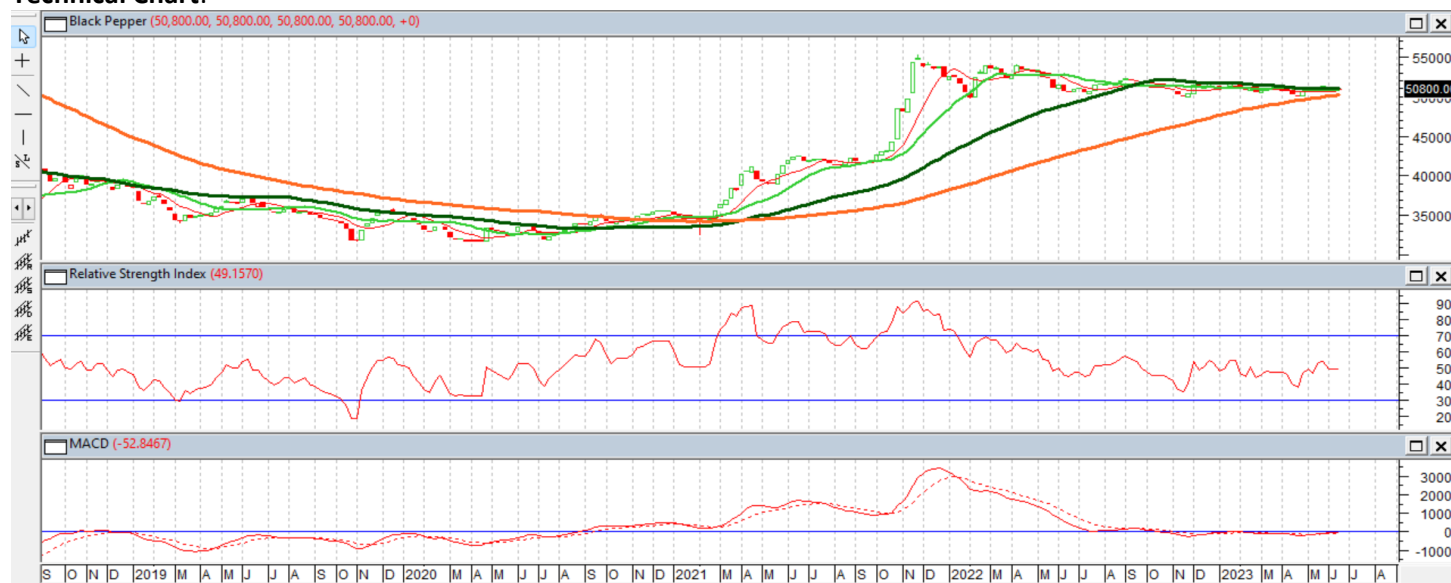
Black Pepper FOB Prices (USD/MT)						
Date	Brazil ASTA 570	Kochi (India) ASTA	Lampung (Indonesia) ASTA 570	Kuching (Sarawak, Malaysia) ASTA	Ho Chi Minh (Vietnam) 500g/l	Ho Chi Minh 550g/l
09-06-23	3350	6112	3771	4900	3500	3600
12-06-23	3350	6154	3766	4900	3500	3600
13-06-23	3350	6154	3767	4900	3500	3600
14-06-23	3350	6154	3760	4900	3500	3600
15-06-23	3350	6154	3760	4900	3500	3600
16-06-23	3350	6154	3748	4900	3500	3600
Changes from Last Week	Unch	42	-23	Unch	Unch	Unch

## TECHNICAL ANALYSIS

### BLACK PEPPER – Technical Outlook

### Kochi Garbled Spot prices -Weekly time frame

#### Technical Chart:



#### Technical Commentary:

- During the week under review, Black Pepper prices closed at 50,800 levels.
- RSI value has decline from 55 to 49, currently in the neutral zone.
- MACD is also showing sideways momentum in the market.

Strategy: Buy	S2	S1	PCP	R1	R2
Jul	50000	50200	50800	51500	51800
Weekly Trade Call	Call	Entry	T1	T2	SL
Jul	Buy	Above 50800	51200	51400	50200

#### Disclaimer

The information and opinions contained in the document have been compiled from sources believed to be reliable. The company does not warrant its accuracy, completeness and correctness. The use of data and information contained in this report is at your own risk. This document is not, and should not be construed as an offer to sell or solicitation to buy any commodities. This document may not be reproduced, distributed or published, in whole or part, by any recipient hereof for any purpose without prior permission from the Company. IASL and its affiliates and/or their officers, directors and employees may have positions in any commodities mentioned in this document (or in any related investment) and may from time to time add to or dispose of any such commodities (or investment). Please see the detailed disclaimer at <http://www.agriwatch.com/disclaimer.php> © 2023 Indian Agribusiness Systems Ltd.