

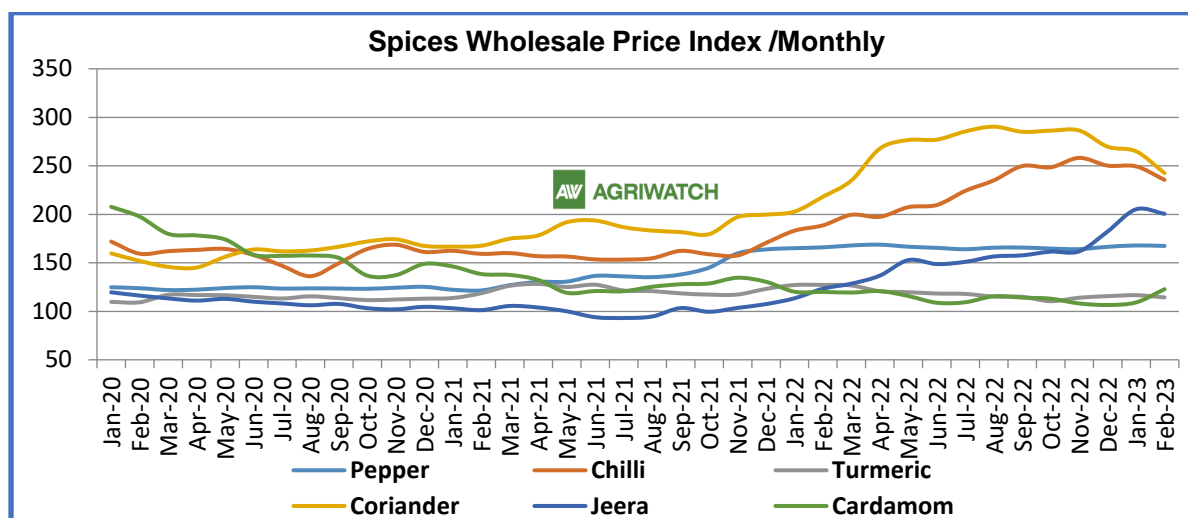
---

# Cardamom Weekly Research Report

---



### Spices Wholesale Price Index /Monthly



Months	Pepper	Chilli	Turmeric	Coriander	Jeera	Cardamom
Dec-22	166.5	250.2	115.6	269.7	182.3	106.5
Jan-23	167.9	249.4	116.6	264.9	205.2	109.2
Feb-23	167.4	235.5	114.3	242.5	200.5	122.8
Change Over Previous Month	-0.5	-13.9	-2.3	-22.4	-4.7	13.6

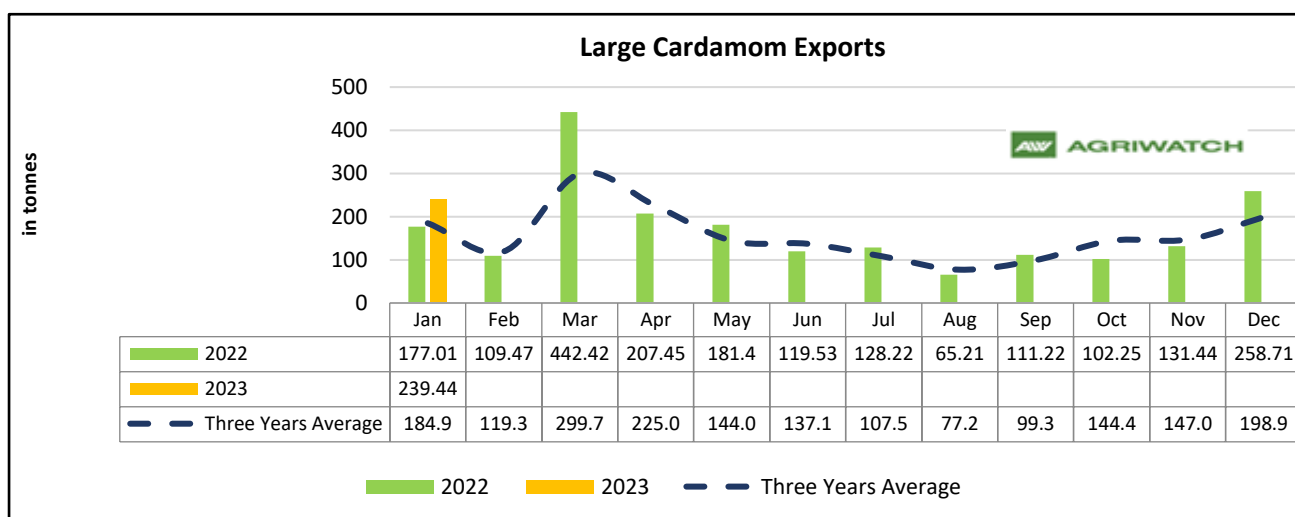


## CARDAMOM

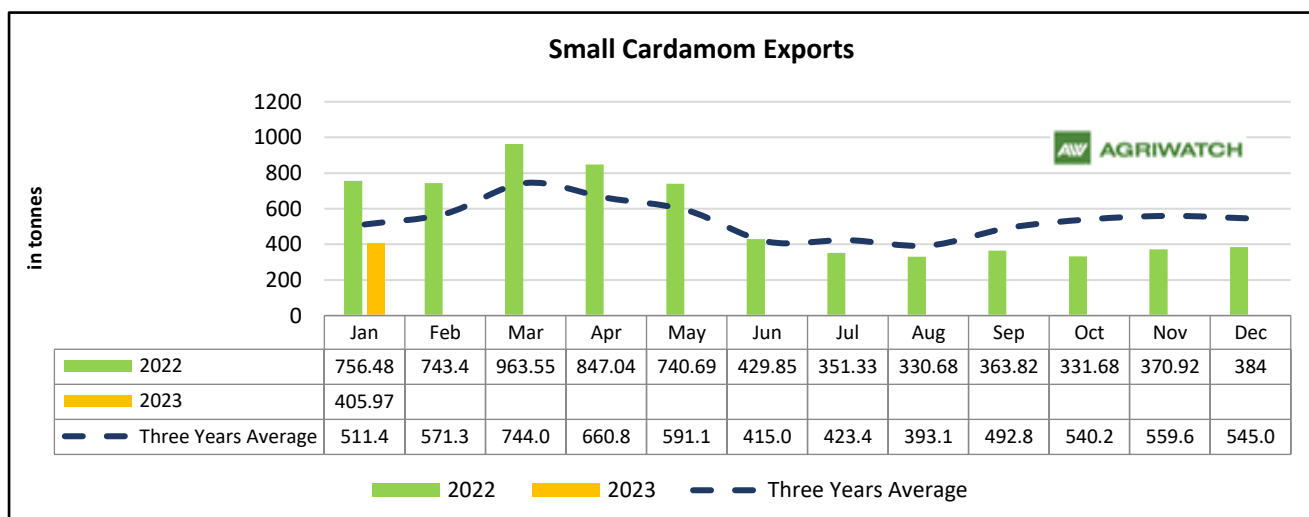
### Spot Market Recap

- Mixed sentiment was witnessed in the Small Cardamom spot market during the past week.
- Slightly weak demand in the domestic market led to a decline in price with weak supply pressure. However, good export demand for Indian Small Cardamom of good quality will keep the prices on a comfortable level during the next week.
- Agriwatch expects buyers to stay active in the spot market and support the prices.
- Cardamom fourth round picking activity is likely to end in Kerala growing regions.
- As per AgriWatch estimates India's production for the marketing year 2022-23 is expected to be around 30,000 to 32,000 metric tonnes (MT). Last year it was 27,000 MT.
- Current year Guatemala Cardamom production reported higher, around 40,000 MT. But for the best quality, buyers are looking for Indian variety.

### Export & Import Scenario

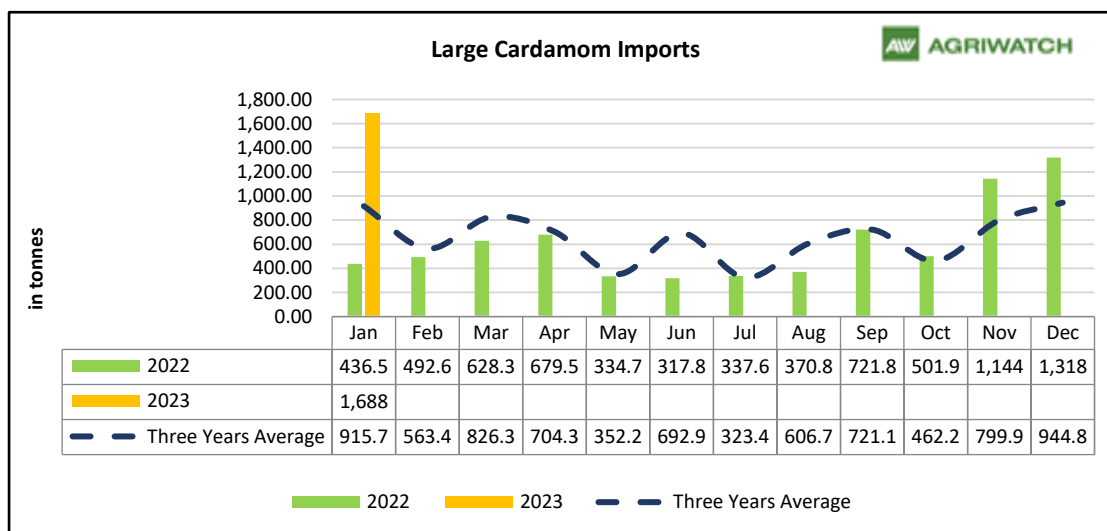


- In the current month, the export of large cardamom has been recorded at 239.44 MT, which represents a decline of 7.45% from the previous month. However, when compared to the same period last year, the export of large cardamom has increased by 35.27%. The decline in exports during this month can be attributed to reduced interest from Arab countries, which are major importers of large cardamom.
- AgriWatch expects that the export demand for large cardamom will gradually increase in the coming months, owing to the upcoming Ramadan season and other festivals.





- As AgriWatch anticipated, the export demand for Indian quality small cardamom has been strong in the international market, which has supported its overall demand. Consequently, the export of small cardamom in January has been reported at 405.97 MT, reflecting a growth of 5.72% from the previous month.
- AgriWatch expects the export demand for small cardamom to remain strong in the upcoming month as well, owing to Ramadan and other festivals.



- Large Cardamom imports have hit an all-time high in the last three years, due to the continue interest from Nepal (90% contribution) and Bhutan. The imports have increased by 28.66% compared to the previous month and by a significant 286.91% compared to the same period last year.
- AgriWatch predicts that the high price of Indian Large Cardamom may continue to drive the imports from Nepal in the coming months as well.

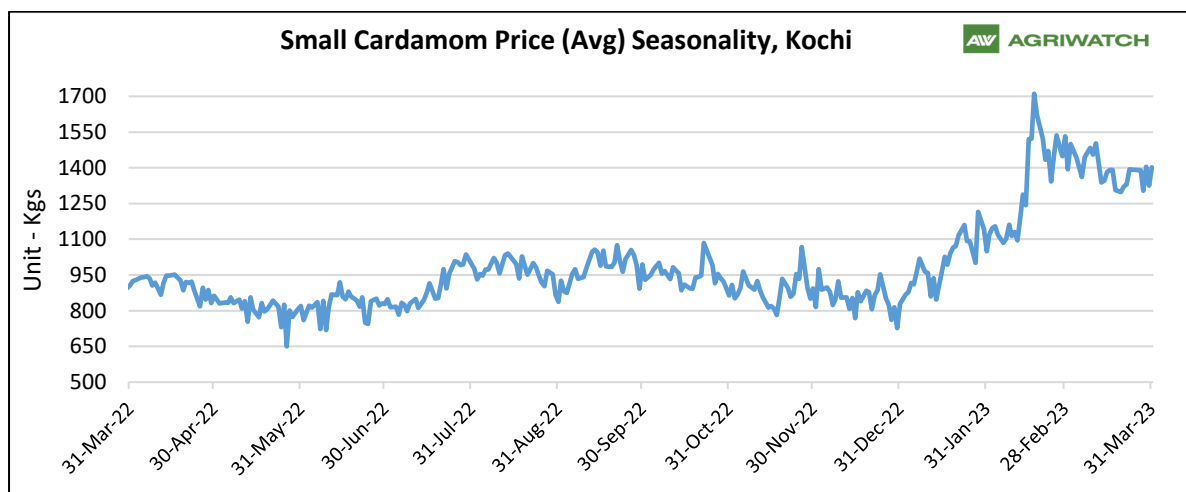
### Fundamental Analysis:

Cardamom Arrival Scenario: (in Kgs)					
State	Market	% Change Over Previous Week	Today	Week Ago	Year Ago
			25th Mar to 31st Mar 2023	18th Mar to 24th Mar 2023	25th Mar to 31st Mar 2022
Kerala	Vandanmedu, Thekkady, Kochi, Kumily, Nedumkandam, Santhanpara & Bodinayakanur (Kerala)	-30.31	1,68,540	2,41,838	2,56,531
Total		-30.31	1,68,540	2,41,838	2,56,531

In the current season (which officially started from 1st August 2022) up to 31st Mar 2023, arrivals in the Kerala mandis reported 11,667 tonnes, last year same period it was 10,949 tonnes, up by 6.56% due to higher production current season.



## Small Cardamom Price Outlook



All India Cardamom average auction prices for next week are likely to move in a range between INR 1,340 – 1,650 per kgs.

Cardamom Spot Prices Weekly Change, Average Auction Prices (Rs/Kgs)							
State	Centre	Grade	% Change Over Previous Week	Today	Week Ago	Month Ago	Year Ago
				31-Mar-23	24-Mar-23	28-Feb-23	31-Mar-22
Kerala	Vandanmedu, Thekkady, Kochi, Nedumkandam, Kumily, Santhanpara & Bodinayakanur	Max price	0.94	2142	2122	3001	1319
		Avg. Price	0.72	1402	1392	1532	907
Delhi	New Delhi	Medium	-4.55	1050	1100	1150	900
		6.5 (Bold)	-4.17	1150	1200	1250	950
		7 (Bold)	Unch	1600	1600	1600	1100
		7.5 (Bold)	Unch	1900	1900	1900	1200
		8 (Bold)	-2.13	2300	2350	2400	1550
Large Cardamom Spot Market Prices: (Rs/Kg)							
Sikkim	Singtam	Badadana	0.83	605	600	562	669
	Singtam	Chotadana	Unch	520	520	500	615
	Gangtok	Badadana	Unch	575	575	575	675
	Gangtok	Chotadana	Unch	500	500	475	575
West Bengal	Siliguri	Badadana	3.33	775	750	760	770
	Siliguri	Chotadana	0.16	626	625	645	666

### Disclaimer

The information and opinions contained in the document have been compiled from sources believed to be reliable. The company does not warrant its accuracy, completeness and correctness. The use of data and information contained in this report is at your own risk. This document is not, and should not be construed as an offer to sell or solicitation to buy any commodities. This document may not be reproduced, distributed or published, in whole or part, by any recipient hereof for any purpose without prior permission from the Company. IASL and its affiliates and/or their officers, directors and employees may have positions in any commodities mentioned in this document (or in any related investment) and may from time to time add to or dispose of any such commodities (or investment). Please see the detailed disclaimer at <http://www.agriwatch.com/disclaimer.php> © 2023 Indian Agribusiness Systems Ltd.