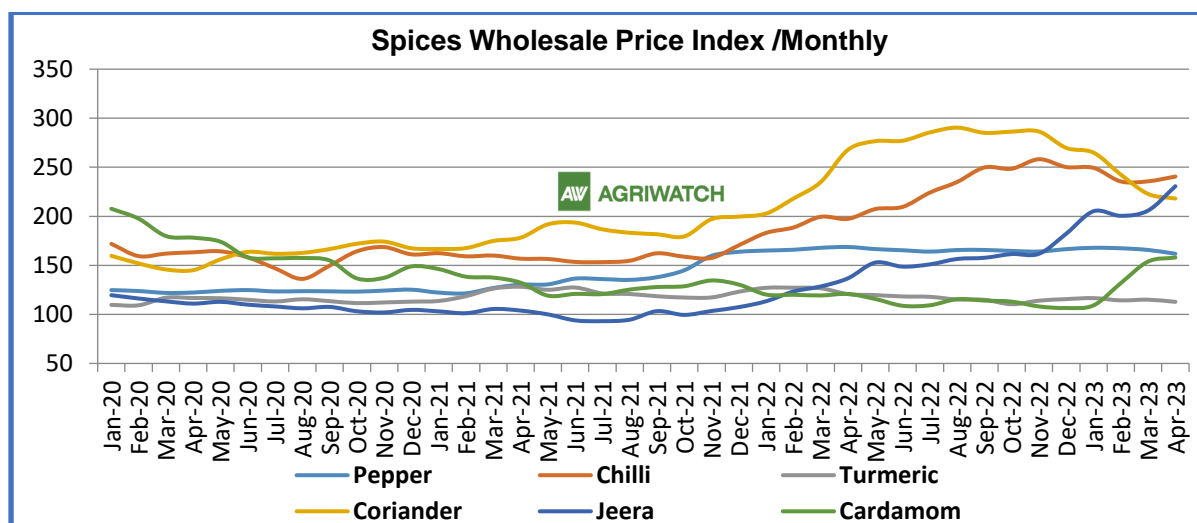

Cardamom Weekly Research Report

AGRIWATCH

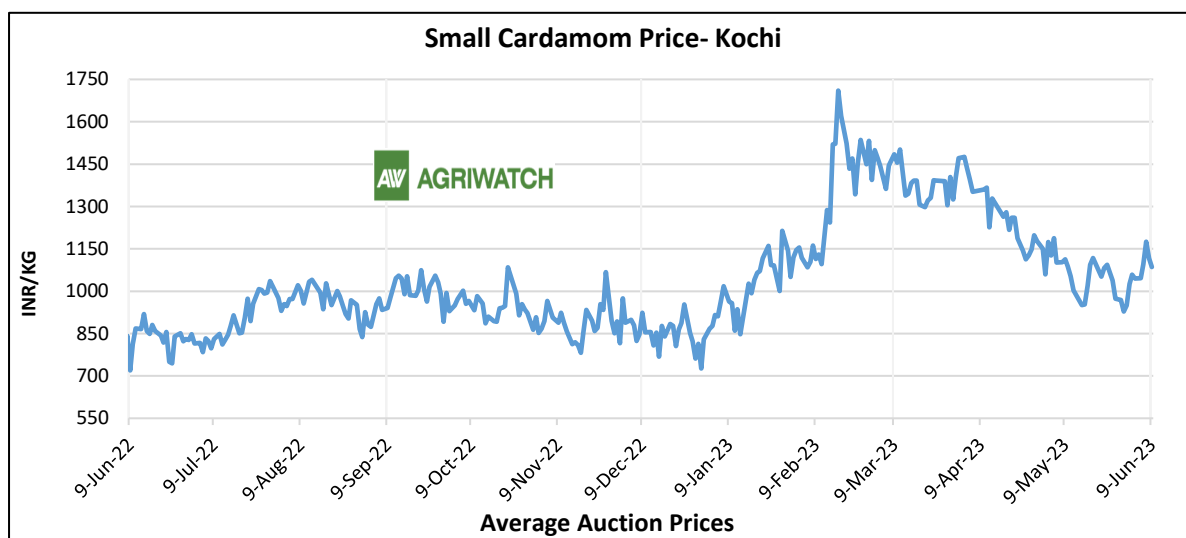
Spices Wholesale Price Index /Monthly



Months	Pepper	Chilli	Turmeric	Coriander	Jeera	Cardamom
Feb-23	167.4	235.5	114.3	242.5	200.5	131.9
Mar-23	165.7	235.7	115	222.8	205.9	153.9
Apr-23	161.8	240.5	112.8	218.1	230.7	158
Change Over Previous Month	-3.9	4.8	-2.2	-4.7	24.8	4.1

Source - MINISTRY OF COMMERCE & INDUSTRY. Base year – 2011-12

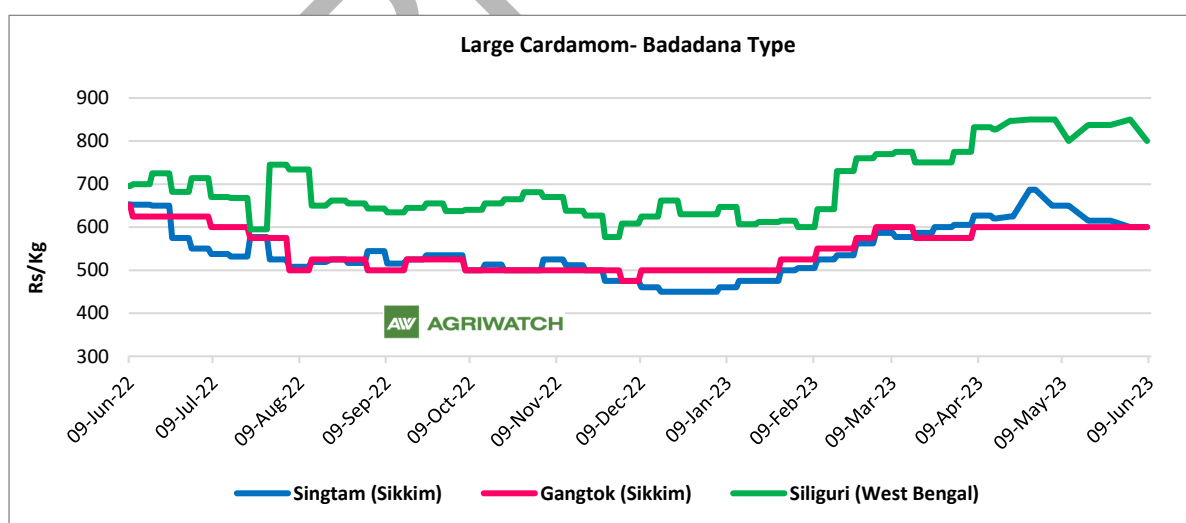
CARDAMOM



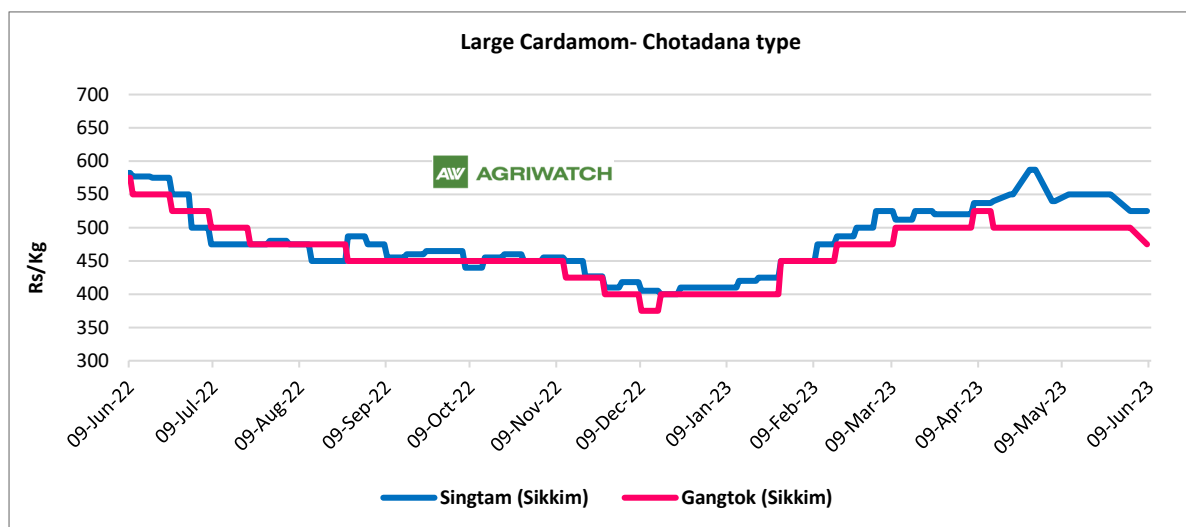
- Mixed sentiment was witnessed in the Small Cardamom spot market during the past week.
- Good quality and quantity of Cardamom supply in the spot market attracted buyers in the Kerala benchmark markets, while in the Delhi consuming centre, it is reported to be down as most of the buyers in the export market are now waiting for new crop arrivals in anticipation of a better crop.
- As per AgriWatch estimates India's production for the marketing year 2022-23 is around 30,000 to 32,000 metric tonnes (MT). Last year it was 27,000 MT.
- Current year Guatemala Cardamom production reported higher at around 40,000 MT. But for the best quality, buyers are looking for Indian variety.

Small Cardamom Outlook: -

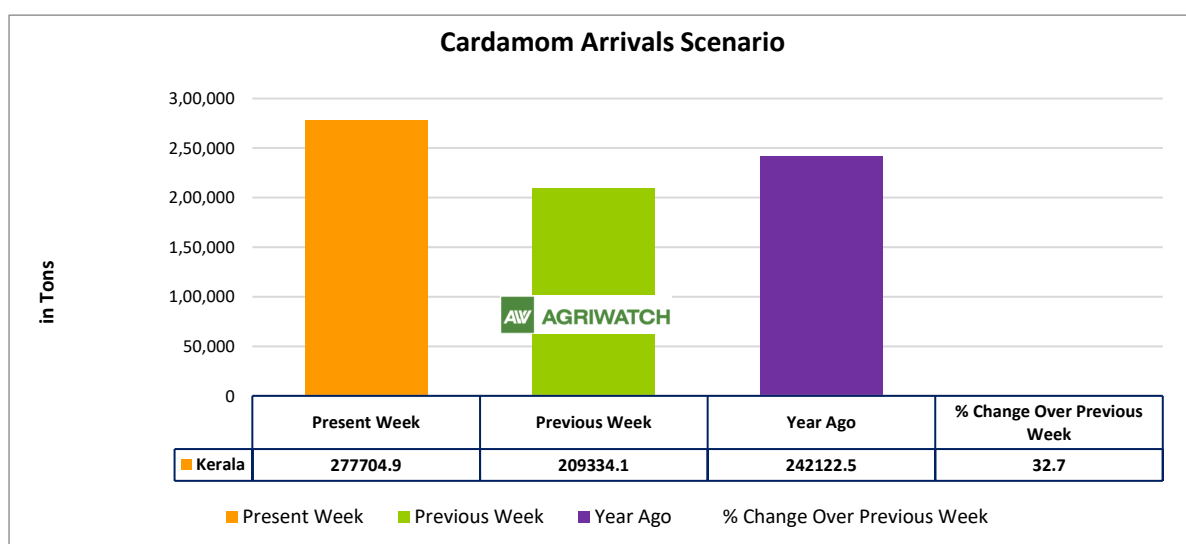
All India Cardamom average auction prices for next week are likely to move in a range between INR 1,020 – 1,150 per kgs.



- During the week under review, Large Cardamom (Badadana Type) mostly reported stable at previous level due to good domestic demand and it is likely to be bullish in the upcoming week as well.



- While mixed sentiment is reported in the Badadana spot markets, however export demand is likely to keep the prices on the comfortable sides.



- In Cardamom growing regions in Kerala last year picking activity finished and current year season will start from July due to which supply are expected to be down in the market which are likely to support the prices.

Cardamom Spot Prices Weekly Change, Average Auction Prices (Rs/Kgs)							
State	Centre	Grade	% Change Over Previous Week	Today 09-Jun-23	Week Ago 02-Jun-23	Month Ago 09-May-23	Year Ago 09-Jun-22
Kerala	Vandanmedu, Thekkady, Kochi, Nedumkandam, Kumily, Santhanpara & Bodinayakanur	Max price	3.07	1647	1598	1705	1128
		Avg. Price	2.50	1085	1059	1113	719
Delhi	New Delhi	Medium	5.41	975	925	950	725
		6.5 (Bold)	2.44	1050	1025	1050	775
		7 (Bold)	Unch	1350	1350	1500	1025
		7.5 (Bold)	-3.03	1600	1650	1800	1125
		8 (Bold)	Unch	2100	2100	2250	1500

Large Cardamom Spot Market Prices: (Rs/Kg)							
Sikkim	Singtam	Badadana	Unch	600	600	650	652
	Singtam	Chotadana	Unch	525	525	540	577
	Gangtok	Badadana	Unch	600	600	600	625
	Gangtok	Chotadana	-5.00	475	500	500	550
West Bengal	Siliguri	Badadana	-5.88	800	850	850	700
	Siliguri	Chotadana	-7.69	600	650	692	600

Disclaimer

The information and opinions contained in the document have been compiled from sources believed to be reliable. The company does not warrant its accuracy, completeness and correctness. The use of data and information contained in this report is at your own risk. This document is not, and should not be construed as an offer to sell or solicitation to buy any commodities. This document may not be reproduced, distributed or published, in whole or part, by any recipient hereof for any purpose without prior permission from the Company. IASL and its affiliates and/or their officers, directors and employees may have positions in any commodities mentioned in this document (or in any related investment) and may from time to time add to or dispose of any such commodities (or investment). Please see the detailed disclaimer at <http://www.agriwatch.com/disclaimer.php> © 2023 Indian Agribusiness Systems Ltd.