

Castor Domestic Fundamentals: -

- **Cash castor seed market traded steady to weak during the first week of December** except Patan.
- **Castor seed X Gujarat mandi is being traded at 44,750 per tonne**, almost Rs 500 per tonne higher than last week and may move slightly up from current level. It is 4.72 percent higher than the price registered for average of Dec 2013.
- **Castor Meal Export (FAS), Ex -Kandla** unchanged to \$135 per tonne as compared to last week. It is 25 percent higher from the price of Dec 2013.
- **Castor seed oil export price has decreased slightly in last four weeks** and it is now being quoted at \$1470 per tonne. New castor crop would start hitting the market by the end of December but it would not impact the price due to lower volume of arrivals.
- **Area under castor seed was recorded at 10.35 lakh ha. on 10th Oct ,2014** against 9.84 lakh ha covered in last year. It is 52 thousand ha higher than last year. Area in Gujarat was recorded at 7.33 lakh ha against 6.22 lakh ha last year. However, area has decreased in Rajasthan from 1.92 to 1.49 lakh ha this year. Area in Andhra Pradesh has increased slightly from 1000 ha to 45 thousand ha this year. However in Telengana it has decreased from 83 to 66 thousand ha. this year. In other states. There has been no major change in area. Higher area coverage hints higher production this year as weather has been favourable till now.
- **Castor meal FOR is being quoted at Rs 8100 per tonne**, unchanged from previous week. It is 24.39 percent higher than the price registered for average of Dec 2013.
- Castor meal export price for bulk quantity too has increased to \$135 per tonne.

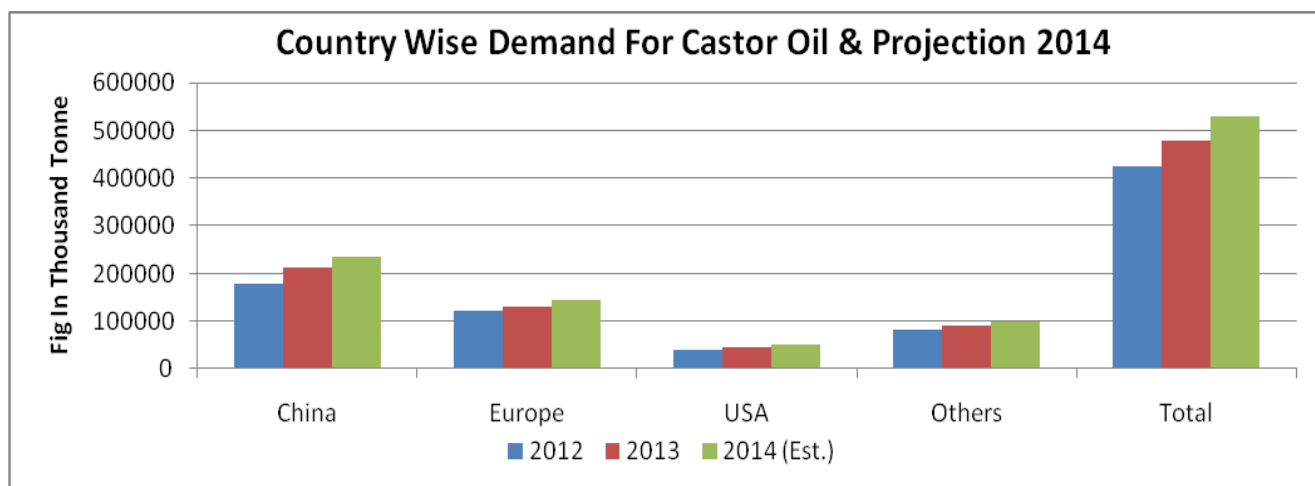
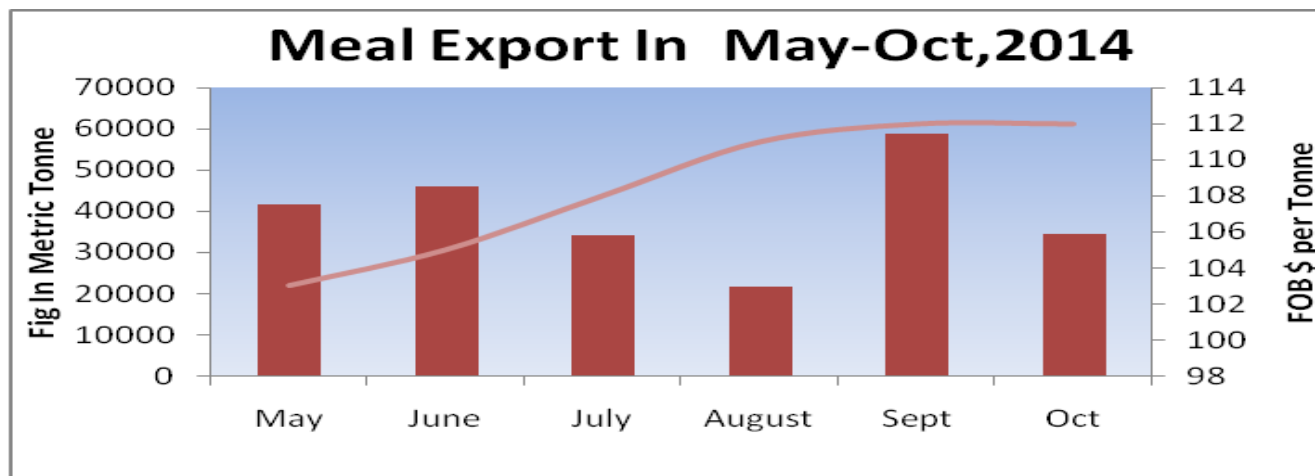
International Market Update:

- **Buyers from EU, China and Japan are expected to enter into the market for fresh buying in the near term.** Buyers are trying to analyse new crop size at this point of time.
- **Last week FOB quotes in Kandla hovered at \$1470 per tonne.** It may stay steady from current level.

Domestic market Outlook: Market may trade steady to slightly firm.

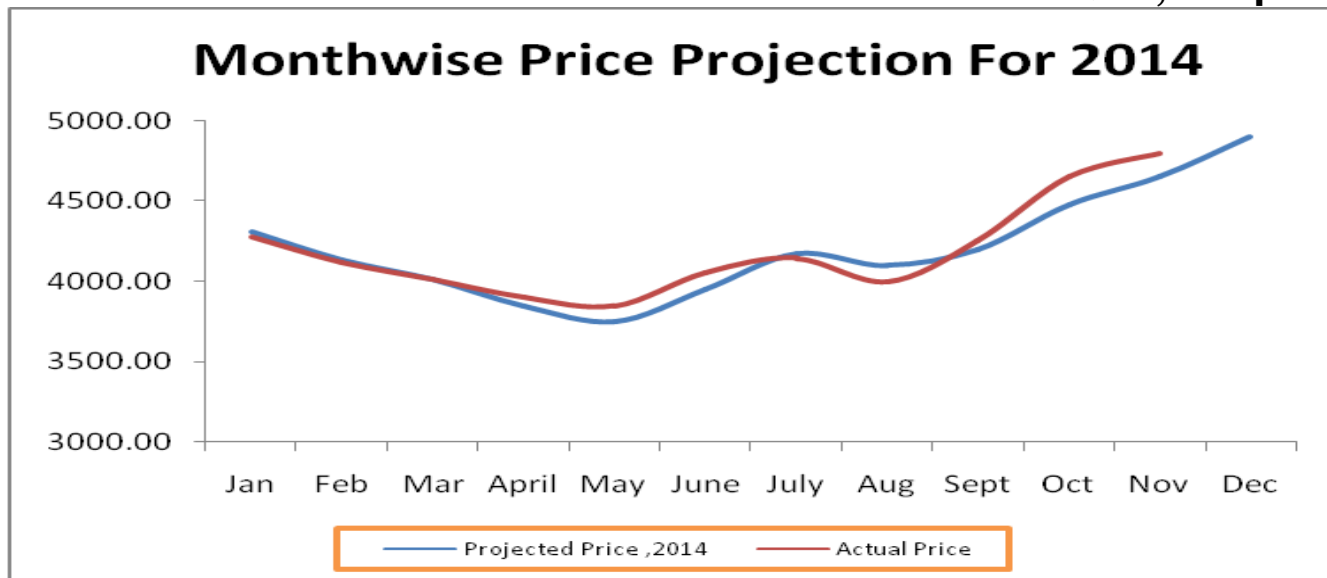
Country Wise Demand For Castor Oil:

Big buyers like China, EU and US would continue to buy oil with higher pace. Total import by China may cross 2.2 lakh tonne this year. This hints monthly average buying by China at 18000 tonnes. EU countries would buy 10,000 tonnes of oil on an average monthly basis. China has brought over 60,000 tonnes of oil from April. EU buying in last three months up to June has touched 28550 tonne. US monthly buying has been steady at 4250 tonne.


Castor Meal Export:


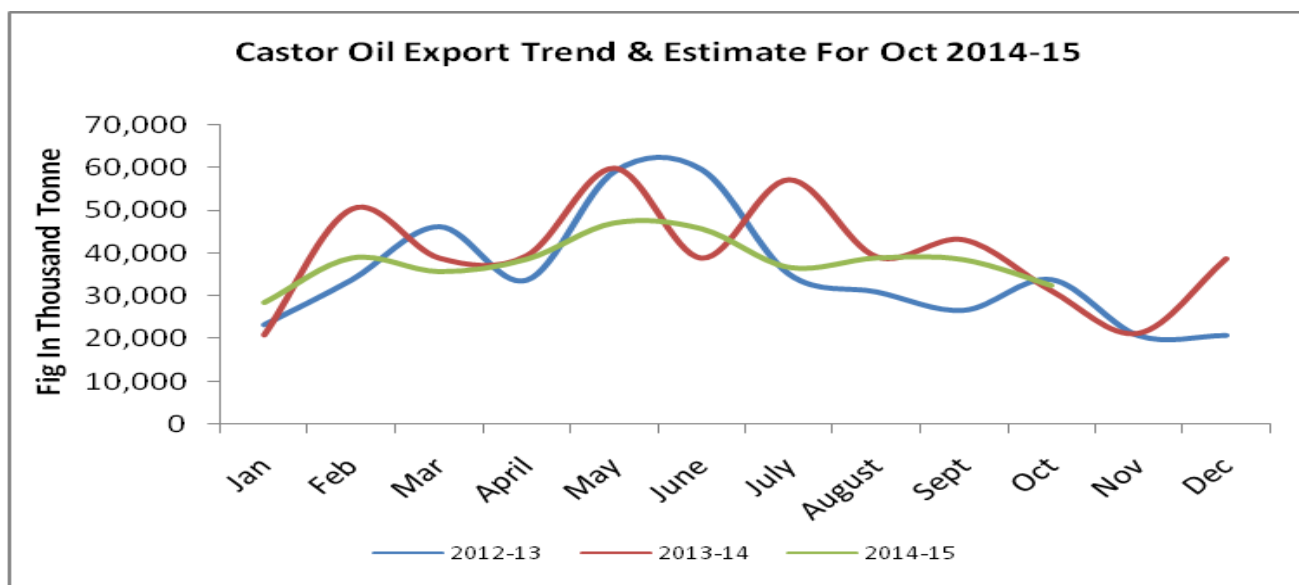
Meal export in Oct was registered at around 36000 tonne against 60,000 tonne in Sept, 2014 at an average fob price of \$112 per tonne. Demand of meal is lower and prices are likely to reel under pressure in Nov. too. major buyers may wait for stabilization in the market.

Expected Price In Nov. For Seed:



Blue line indicates projected price for seed based on seasonality and demand –supply factors concluded by Agriwatch. Red line indicates actual price movement in the market so far. Seed price may hover in the range of Rs 4650 to Rs 4750 per qtl. in Deesa market.

Castor Oil Export Trend:



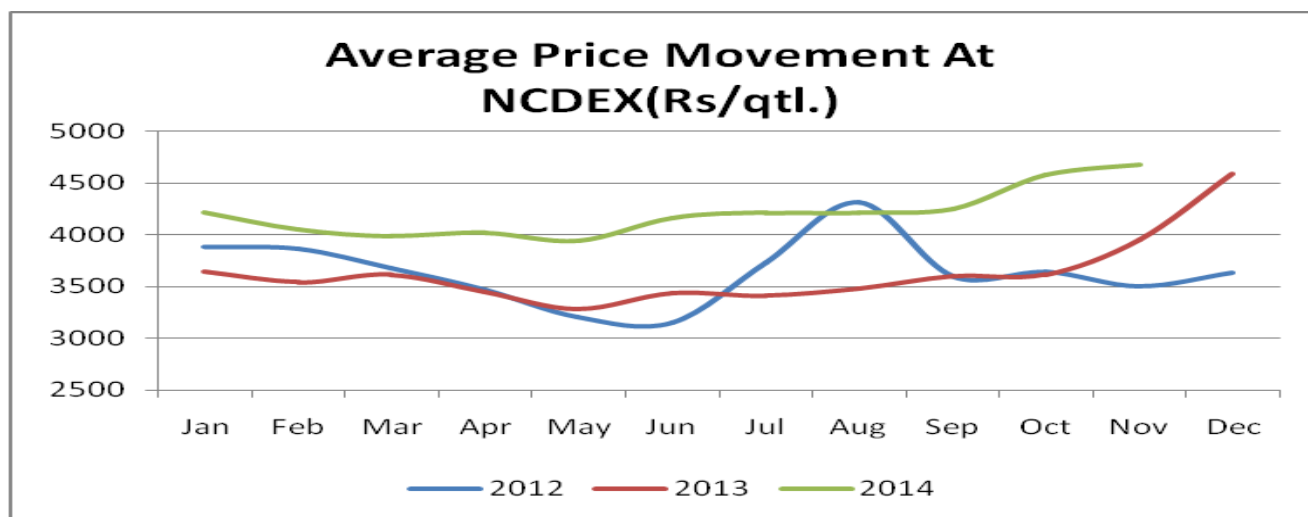
Castor oil export declined unexpectedly from June to Oct. However, it is likely to rebound Dec onward as stock with major importers has declined and fresh buying is expected from mid Dec. Price of seed is expected to stabilize in Dec. The reason of lower export is attributed mainly to higher seed price this year. Uptrend in castor seed is expected to continue.

Comparative Prices Of Castor Products Including Seed					
	5th Dec'14	28th Nov'14	5th Nov'14	5th Dec '13	CHANGE %
Castorseed (Gujarat)((Rs./M.T) Ex-Mandi	44750	44250	45250	42732	4.51
Castor Meal Export (FAS) (US\$ / MT),Ex Kandla	135	135	117	108	20.00
EXPORT (FOR) Ports (Rs./MT)Castor meal bulk Kandla	8100	8100	7100	6512	19.60
Castor Oil (First Grade) FOB Kandla (Export)\$/Tonne	1470	1475	1515	1470	0.00
Local rates for oil in domestic market(Rs./M.T.) for comm.	85500	88000	86500	57548	-2.40

Source: SE

Castor seed price in all major mandis including Gujarat traded firm this week. Medium term outlook remains bullish. Commercial grade oil price traded down at at 57548 per tonne. Fob quote for castor oil at Kandla was quoted at \$1470 per tonne. Meal price have decreased by \$9 per tonne to \$108 per tonne during the week under review.

3. Yearly Average Price Variations At NCDEX :



Technical Analysis:



Technical Commentary:

- Candlestick chart shows that prices could move range bound in the near term.
- RSI moving in neutral zone.
- Prices closed below 9 and 18 days EMAs denotes firmness.

Strategy: Buy

Intraday Supports & Resistances			S1	S2	PCP	R1	R2
Castor Seed	NCDEX	Dec	4375	4197	4553	4723	4893
Pre-Market Intraday Trade Call*			Call	Entry	T1	T2	SL
Castor Seed	NCDEX	Dec	Buy	Above 4485	4585	4635	4425

Castor Seed Weekly Prices on 5.12.2014

Commodity	Center	Market	Price (Rs/Q)		Change
			5-Dec-14	28-Nov-14	
Castor Seed	Rajasthan	Sumerpur	4000	4000	Unch
		Jodhpur	3900	4000	-100
	Gujarat	Rajkot	3990	4000	-10
		Gondal	4205	4230	-25
		Patan	4655	4575	80
		Deesa	4630	4675	-45
		Mehsana	4200	4325	-125
		Kadi	4280	4350	-70
		Ahmedabad	4500	4500	Unch

Castor Price Weekly						
Commodity	Center	Market	Price (Rs/Q)			
			Today	Week Ago	Month Ago	6 Month Ago
			5-Dec-14	28-Nov-14	5-Nov-14	5-Jun-14
Castor Seed	Rajasthan	Sumerpur	4000	4000	4150	3750
		Jodhpur	3900	4000	4300	3600
	Gujarat	Rajkot	3990	4000	4230	3755
		Gondal	4205	4230	4280	3780
		Patan	4655	4575	4625	3920
		Deesa	4630	4675	4650	3855
		Mehsana	4200	4325	4500	3850
		Kadi	4280	4350	4475	3830
		Ahmedabad	4500	4500	4500	3850

Castor Seed Weekly Arrivals Scenario on 5.12.2014

Commodity	Center	Market	Fig. in Quintal		Change %
			5-Dec-14	28-Nov-14	
Castor Seed	Rajasthan	Sumerpur	580	316	264
		Jodhpur	800	80	720
	Gujarat	Rajkot	1540	2020	-480
		Gondal	1372	1129	243
		Patan	18905	21956	-3051
		Deesa	11273	12678	-1405
		Mehsana	2892	3154	-262
		Kadi	3871	6338	-2467
		Other Gujarat	118547	91125	27422
	Total Arrival		159780	138796	20984

Disclaimer: The information and opinions contained in the document have been compiled from sources believed to be reliable. The company does not warrant its accuracy, completeness and correctness. Use of data and information contained in this report is at your own risk. This document is not, and should not be construed as, an offer to sell or solicitation to buy any commodities. This document may not be reproduced, distributed or published, in whole or in part, by any recipient hereof for any purpose without prior permission from the Company. IASL and its affiliates and/or their officers, directors and employees may have positions in any commodities mentioned in this document (or in any related investment) and may from time to time add to or dispose of any such commodities (or investment). Please see the detailed disclaimer at <http://www.agriwatch.com/Disclaimer.php> © 2014 Indian Agribusiness Systems Pvt Ltd.