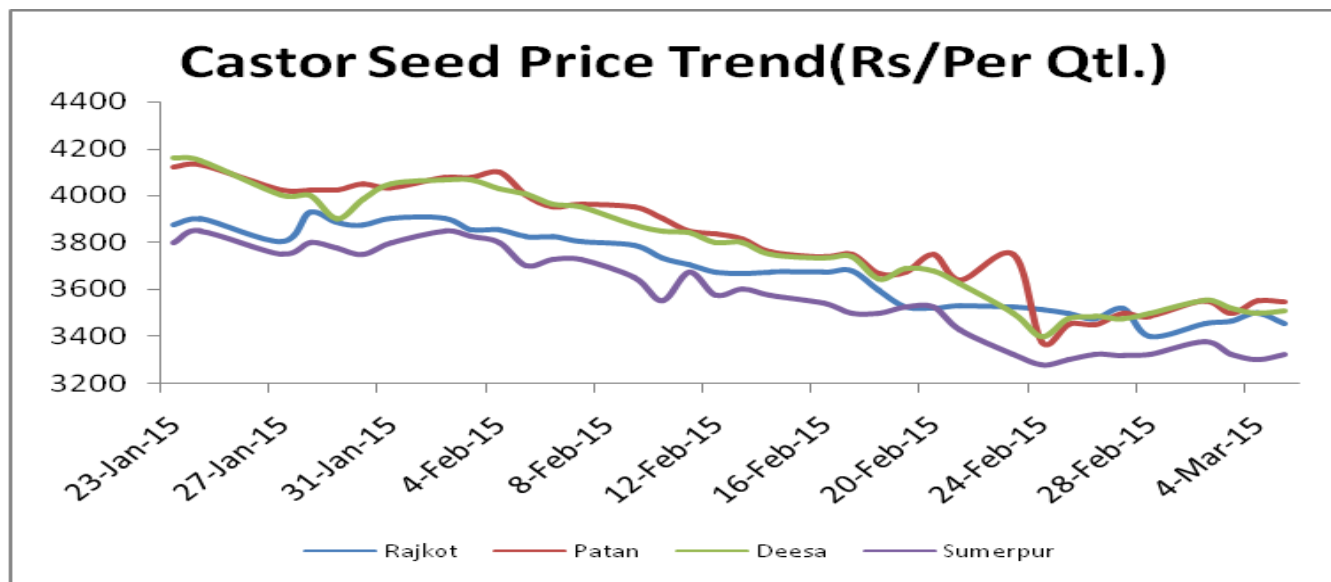


Castor Domestic Fundamentals: -

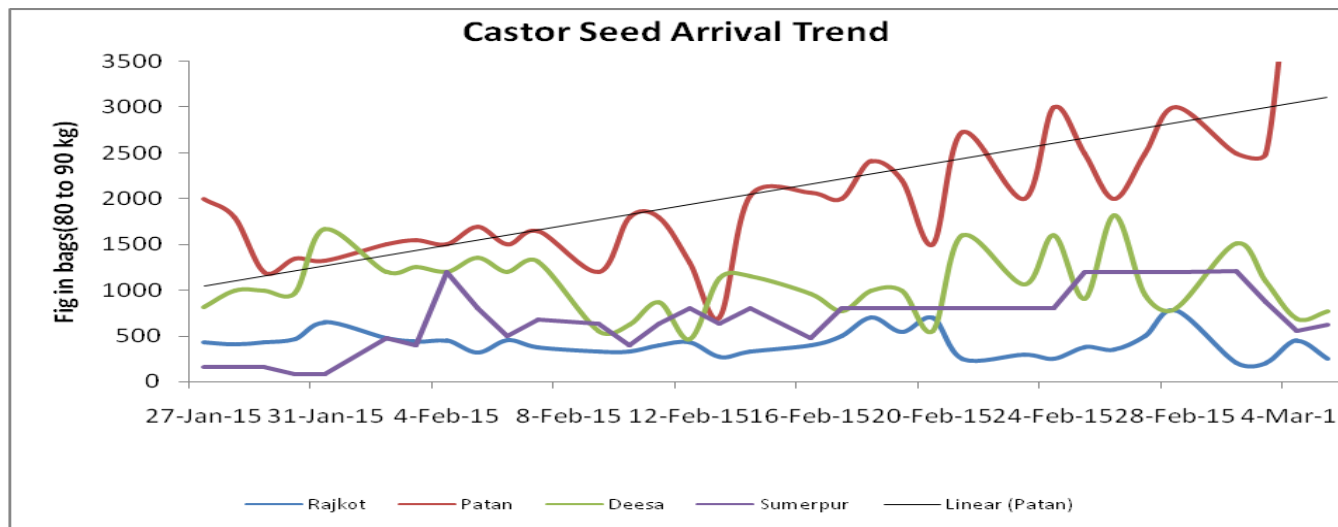
- **Castor seed physical market traded flat due to sluggish trading** activities during the week under review. No major movement at price front was witnessed this week. Arrival are expected to improve now by the end of the month. Overall scenario for seed market seems not bright and more dip in the market is expected. Stockists may start fresh buying by march end. By then market may get stabilized.
- **In second Adv estimate released on 18.02.2015, govt has projected** 19.11 lakh tonne castor seed production against the set target of 16.65 lakh tonne for 2015. Govt had estimated 17.27 lakh tonne production last year against the target of 16.46 lakh tonne. However, trades see it as over estimated.
- **There is some variations seen between govt. and private estimates on** planted area consideration. Govt. estimated 10.99 lakh ha area coverage this year, while private trade like Neilsen assumed it at 10.27 lakh ha. The differences of area coverage have direct bearings on the final size of the crop. Neilsen has considered 1254 kg per ha. all India yield for 2015 and with this yield production is expected to touch 12.54 lakh tonne. If we consider govt.'s area estimate it goes up to 13.78 lakh tonne, almost 1.78 lakh tonne higher than last year production.
- **Gujarat may contribute 10.26 lakh tonne, Rajasthan-1.70 lakh tonne, A.P. 75000 tonne and others 24 thousand tonne in 2015.** As per govt.'s area estimate production contribution for the same states may be 10.90. and 1.9 lakh tonne excluding A.P. and others. This shows that seed availability would remain ample for domestic and export requirements. However, retention of stock may support seed price in the second half of the year.
- **Agriwatch estimates 14.0 lakh tonne seed production this year,** almost 2.3 lakh tonne higher than last year. Production estimates may be revised by mid April as crop will continue to hit the market till May and by then final yield would be clearer. However, it is obvious that incoming seed quantity would be higher than last year.
- **Major buyers for castor oil like China, Europe, and USA** have decreased their oil buying from India by 24, 15 and 6 percent in 2014 respectively in comparison to 2013. This year the prospects for oil export is not encouraging so far and it may affect price outlook for the whole year. China may import 1.55 lakh tonne oil from India in 2015, almost 6000 tonne lower than last year. EU too may end up with 1.10 lakh tonne import.
- **India had exported 4.79 lakh tonne castor oil in 2013. It decreased to 4.10 lakh tonne in 2014** due to lower buying from major buyers. This year total export may end up with 4 lakh tonne. Lower demand from China and EU may be compensated by slightly higher demand from US and others. However, it would not be a price driving factors in Indian domestic market context.
- **Castor oil in Rotterdam decreased from \$1700 to \$1525 per tonne** in last one month and may touch \$1500 per tonne in the month of March. Pressure on Indian market and decreasing trend continue to impact global market in the weeks ahead.
- **Castor Oil FoB Kandla was traded at \$1190 per tonne and more dip is expected** in the month of March. During last one month it has decreased from \$1410 to \$1190 per tonne, almost \$220 lower than Jan quote. In Feb 2014 it was ruling at \$1355 per tonne, higher by 12.88 percent from Feb 2015 price.

Castor Seed Price Chart:



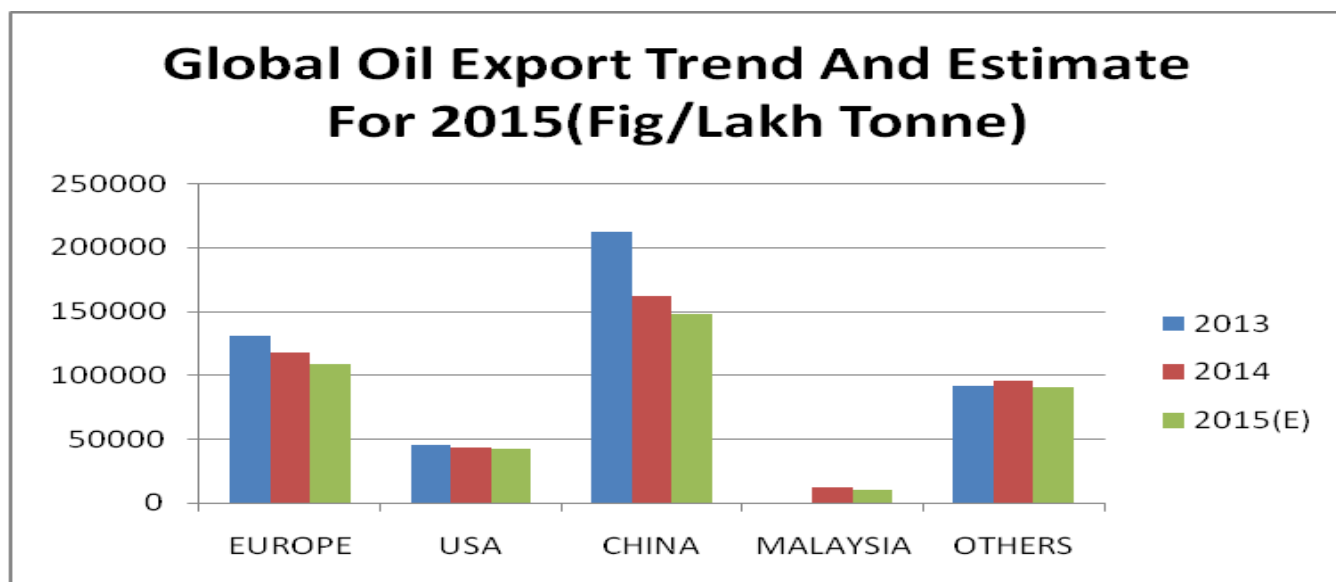
Higher production and carry out amid lower demand kept seed prices under pressure and it will continue till the end of April. Inner tone in the market remains bearish. However, market participants expect stabilization in the market at current level.

Castor Seed arrival Chart:



Arrivals have improved in recent weeks and are expected to go up in the weeks ahead. More arrivals are expected from March end and Patan have started receiving higher quantity in comparison to other seed mandis..The above given chart shows the improved seed arrivals status in recent weeks.

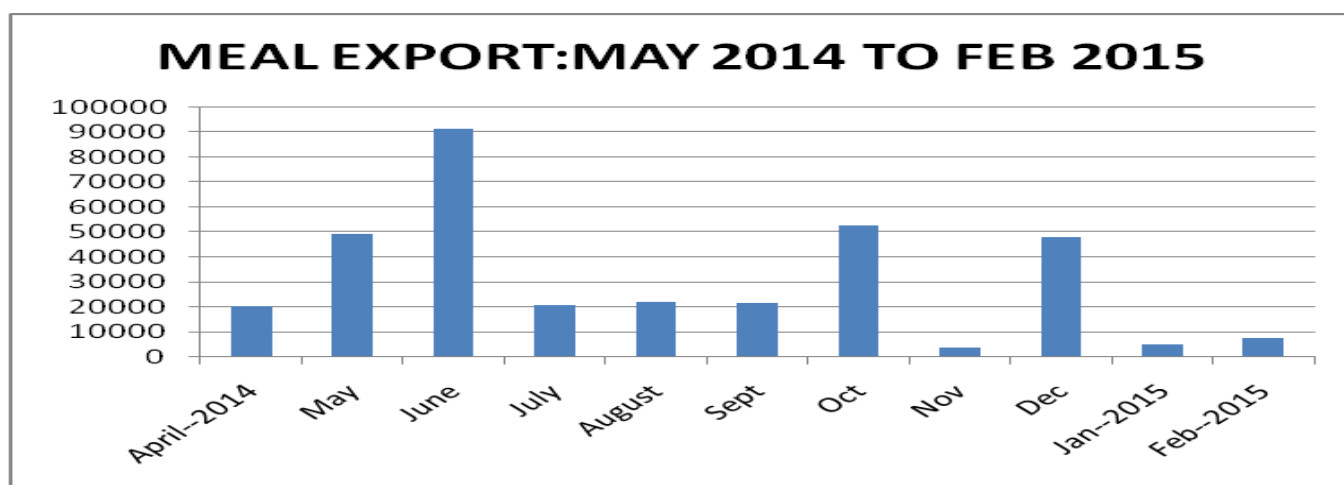
Country Wise Demand For Castor Oil:



Source:IBIS/Agriwatch

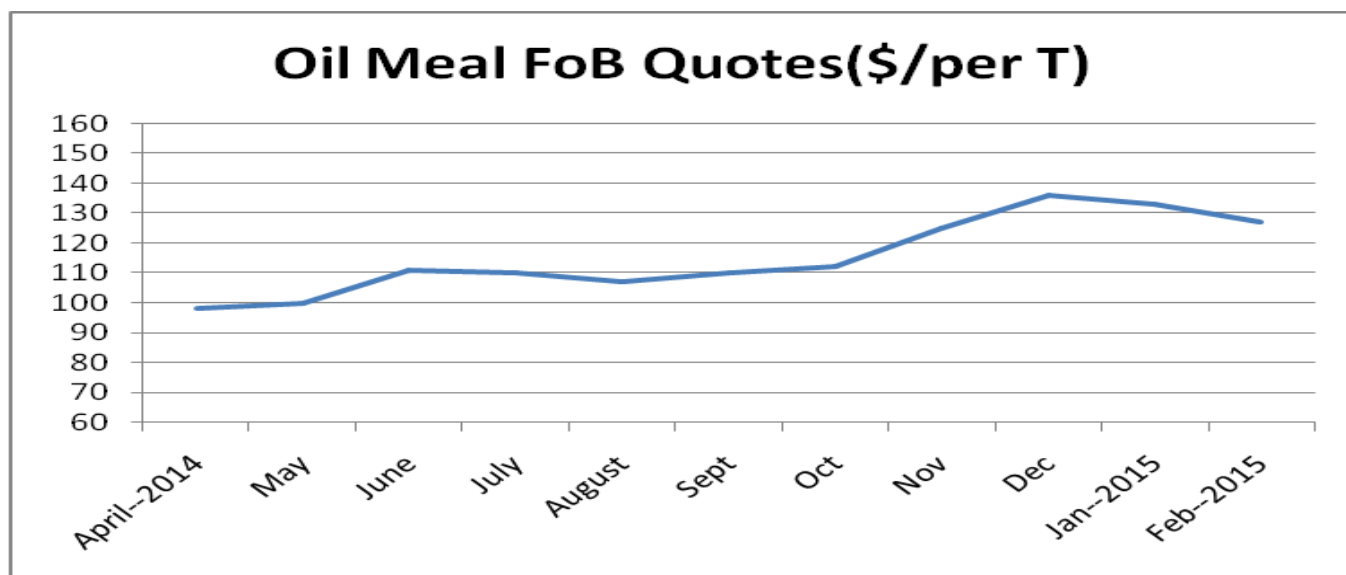
Big buyers like China, EU and US would reduce their buying due to high oil price and total export would be around 4lakh tonne, almost 50000 tonne lower than last year. Fresh entry is expected in March,2015. China, Europe and US has decreased their buying at this point of time. Local demand is below normal. However, it has improved slightly in last four weeks. The season (Jan to Dec) may end with around 4 lakh tonne oil export.

Castor Meal Export:



Castor meal export has increased slightly in January and demand for meal is likely to increase further as prices are ruling lower. Buyers may start fresh buying by the end of this month. Bulk buying is expected in March –April, the peak arrival season and likely lower price.

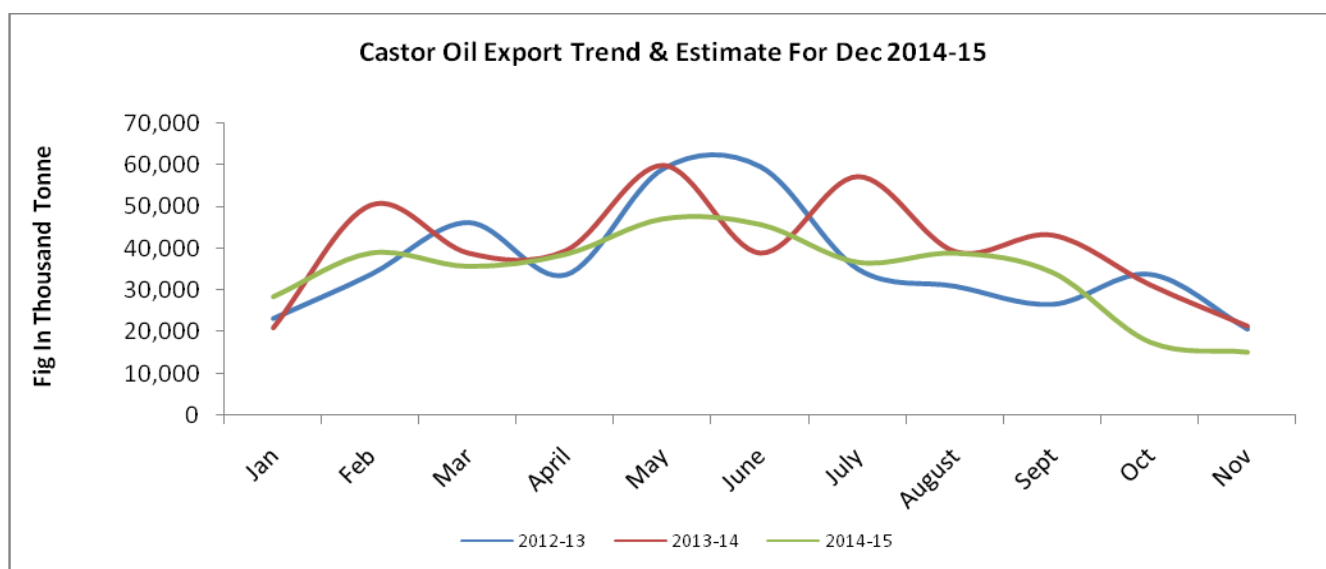
Oil Meal FoB Quotes:



Cash Market Price Outlook For Deesa Spot In March:

Expected Range	Rs/Qtl.(Low)	Rs /Qtl.(High)
Short term (15 days)	3400-3450	3450-3475
Medium Term (30 days)	3450-3500	3500-3550

Castor Oil Export Trend:

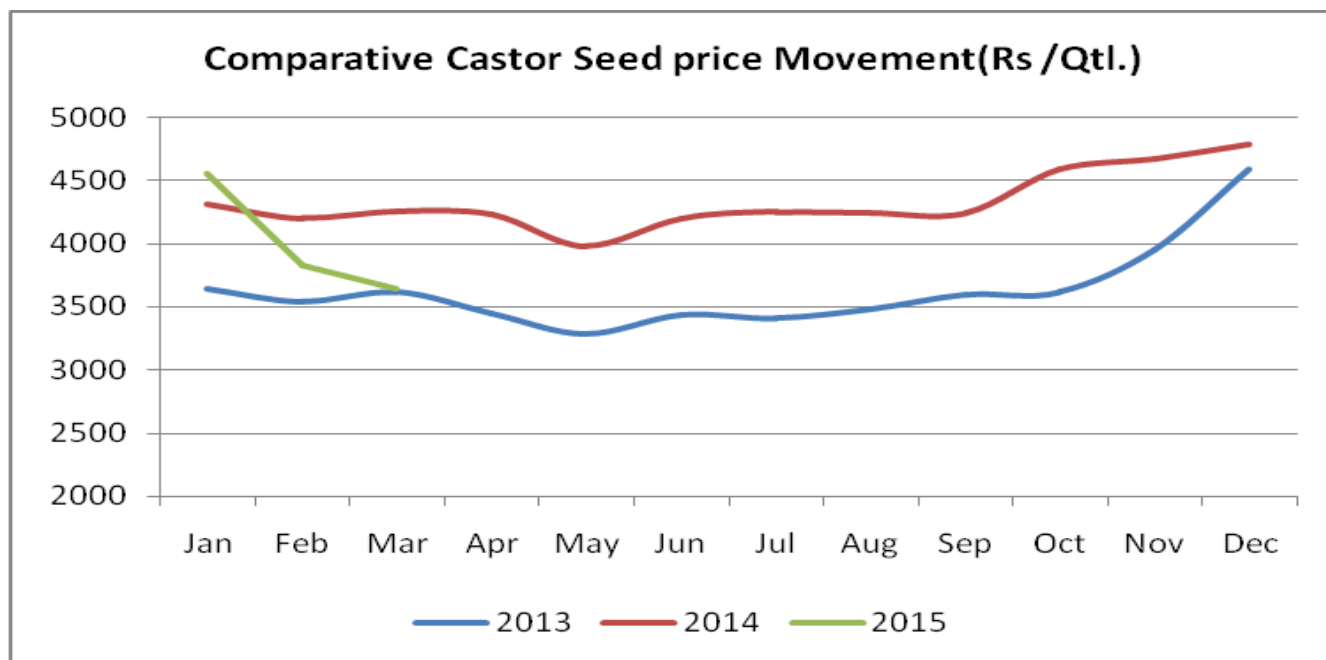


Castor oil export monthly trend shows improvement in oil export volume with declining prices. Higher quantity is expected in March. In the month of February around 40,000 tonne export is expected. However final data for export is awaited.

Comparative Prices Of Castor Products Including Seed					
	27th Feb '15	20th Feb '15	27th Jan'15	27th Feb '14	CHANGE %
Castorseed (Gujarat)((Rs./M.T) Ex-Mandi	35750	37750	41500	40913	-14.44
Castor Meal Export (FAS) (US\$ / MT),Ex Kandla	127	130	132	97	23.62
EXPORT (FOR) Ports (Rs./MT)Castor meal bulk Kandla	7100	7400	7700	5,700	19.72
Castor Oil (First Grade) FOB Kandla (Export)\$/Tonne	1190	1275	1410	1355	-13.87
Local rates for oil in domestic market(Rs./M.T.) for comm.	74000	79000	85500	81761	-10.49

Source: SE A

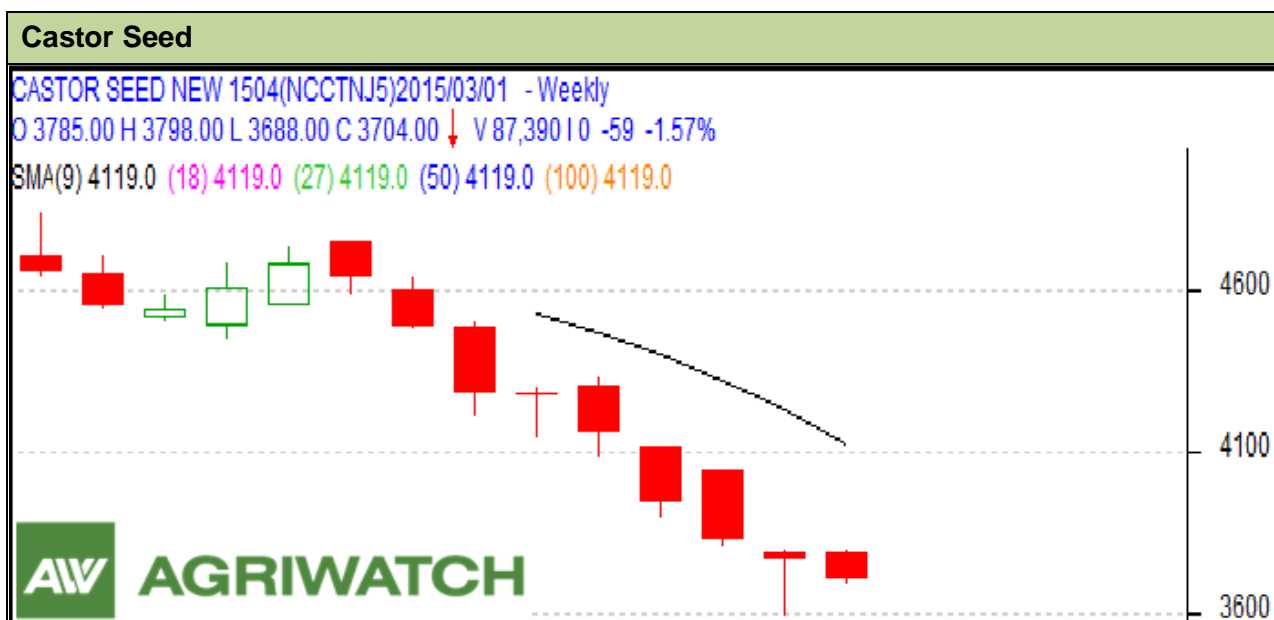
3. Month Wise Average Price Variations At NCDEX :



Castor average month wise price shows wide variations between 2014 and 2015 prices. The market may follow the 2013 trend this year too..

Technical Analysis: Contract: April -2015

Expiry: 20th April



Technical Commentary:

- Candlestick chart shows bearish tone in the futures market.
- RSI moving down in neutral zone hints caution to the bulls.
- Prices closed down 9 and 18 days EMAs denotes weakness in the short term.
- The nearest by support is 3650 and resistance is 3751.

Strategy: Sell

Intraday Supports & Resistances			S1	S2	PCP	R1	R2
Castor Seed	NCDEX	April	3650	3600	3704	3751	3801
Pre-Market Intraday Trade Call*			Call	Entry	T1	T2	SL
Castor Seed	NCDEX	April	Sell	below 3730	3690	3650	3750

Cash Markets Price Movement:

Castor Seed Weekly Prices on 05.03.2015

Commodity	Center	Market	Price (Rs/Q)		Change
			5-Mar-15	27-Feb-15	
Castor Seed	Rajasthan	Sumerpur	3325	3320	5
		Jodhpur	3400	3400	Unch
	Gujarat	Rajkot	3455	3520	-65
		Gondal	3455	3480	-25
		Patan	3550	3500	50
		Deesa	3500	3475	25

Castor Weekly Report 9th Mar, 2015

		Mehsana	3500	3500	Unch
		Kadi	3600	3535	65
		Ahmedabad	3500	3400	100

Castor Price Weekly						
Commodity	Center	Market	Price (Rs/Q)			
			Today	Week Ago	Month Ago	6 Month Ago
			5-Mar-15	27-Feb-15	5-Feb-15	4-Sep-14
Castor Seed	Rajasthan	Sumerpur	3325	3320	3700	3700
		Jodhpur	3400	3400	3700	3800
	Gujarat	Rajkot	3455	3520	3825	3795
		Gondal	3455	3480	3880	3630
		Patan	3550	3500	4000	4000
		Deesa	3500	3475	4005	4000
		Mehsana	3500	3500	3875	3950
		Kadi	3600	3535	3950	4000
		Ahmedabad	3500	3400	3900	4050

Castor Seed Weekly Arrivals Scenario on 05.3.2015

Commodity	Center	Market	Fig. in Quintal		Change %
			5-Mar-15	27-Feb-15	
Castor Seed	Rajasthan	Sumerpur	5440	6000	-9.33
		Jodhpur	NA	64	-
	Gujarat	Rajkot	1895	2030	-6.65
		Gondal	814	1682	-51.61
		Patan	13000	19729	-34.11
		Deesa	4096	7938	-48.40
		Mehsana	1440	1600	-10.00
		Kadi	2480	10452	-76.27
		Other Gujarat	94675	123769	-23.51
	Total Arrival		123840	173264	-28.53

Disclaimer: The information and opinions contained in the document have been compiled from sources believed to be reliable. The company does not warrant its accuracy, completeness and correctness. Use of data and information contained in this report is at your own risk. This document is not, and should not be construed as, an offer to sell or solicitation to buy any commodities. This document may not be reproduced, distributed or published, in whole or in part, by any recipient hereof for any purpose without prior permission from the Company. IASL and its affiliates and/or their officers, directors and employees may have positions in any commodities mentioned in this document (or in any related investment) and may from time to time add to or dispose of any such commodities (or investment). Please see the detailed disclaimer at <http://www.agriwatch.com/Disclaimer.php> © 2015 Indian Agribusiness Systems Pvt Ltd.