



# Castor Weekly Research Report

## Contents

- ❖ Outlook and Review
- ❖ Castor Seed price Chart
- ❖ Export
- ❖ NCDEX Spot Price
- ❖ Outlook
- ❖ Future Chart
- ❖ Progressive Sowing
- ❖ Weekly Spot Price change
- ❖ International Market Update

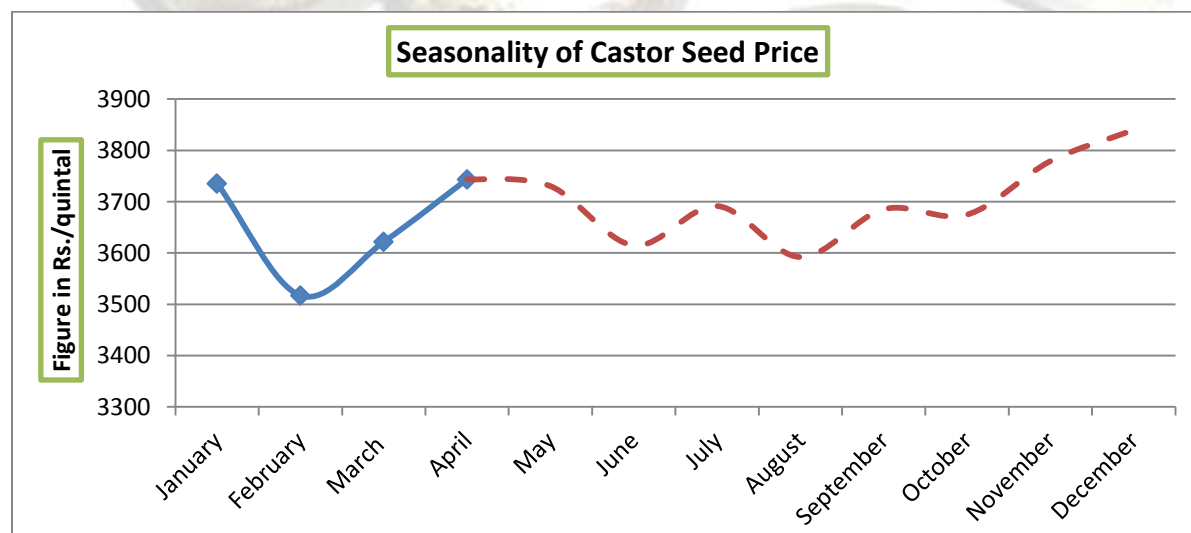
**Castor Domestic Market Fundamentals:**

- All India average castor price is around Rs.3619/quintal which is up from last week price of Rs.3369/quintal and down by 2.40% from same period last year price of Rs.3708/quintal.
- Castor seed prices slipped by Rs 5 to Rs 4,080 per quintal in futures trading today as traders preferred to cut down holdings in line with weak sentiment amid feeble export demand.
- Meanwhile weak spot markets sentiment due to weak demand for paint, soap and lubricant industries amid abundant availability of ready stocks in the market discouraged traders, resulting in fall in castor seed futures prices.
- All India castor seed weekly prices were traded weak in fourth week of March with higher arrival, all India arrival of castor seed reported were 29060 quintals which was lower by 128796 quintals than last week arrivals of 157830 quintals.
- Mostly Castor cash Markets were closed in last week of March due to March Ending and long holidays.
- As per the data from Agriculture Ministry, castor acreage in Gujarat increase by 5.67% till Oct-13, 2017 to 5.96 lakh hectares as compared to 5.64 lakh hectares last year while Rajasthan recorded a down of 6.98% in area to 1.6 lakh hectares in the same time frame. Overall area is slightly down from last year which may not affect the production much but late sowing in major growing states (Gujarat and Rajasthan) could affect the final yield to some extent.
- Market players said liquidating of bets continually by operators depressed by the weak trend in spot markets due to increased supplies amid fall in demand for soap, paint and lubricant industries mainly kept the castor seed futures prices negative for the second consecutive day
- We expect that reducing of holdings by participants in tune with subdued trend in spot markets due to lack of buying support from soap, paint and lubricant industries, led to the fall in castor seed futures prices

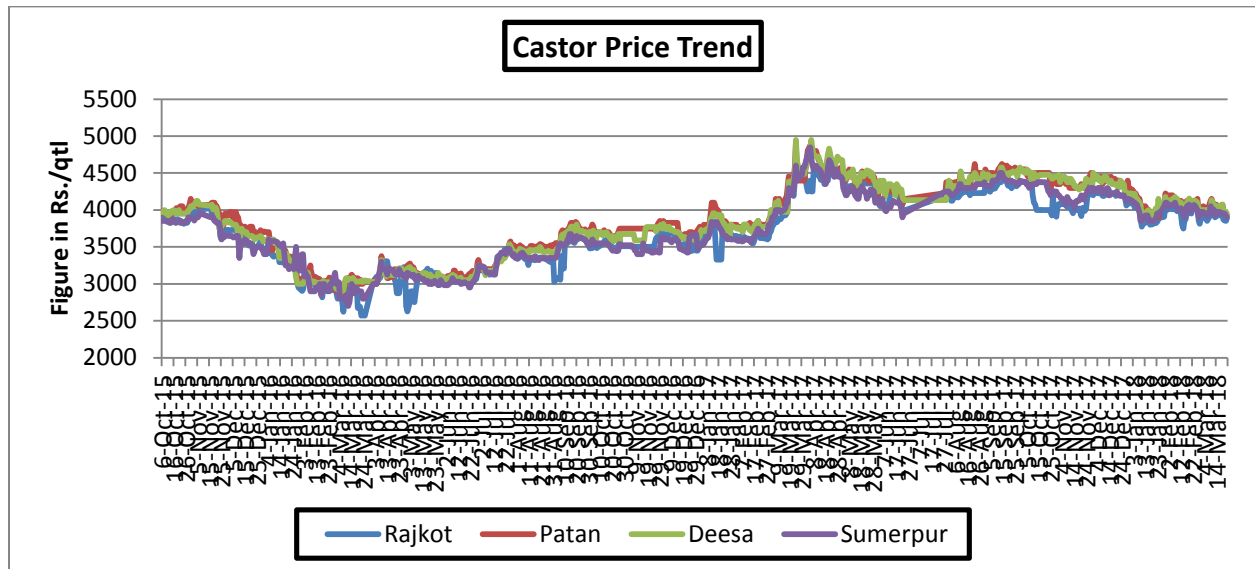
**Castor Seed Sowing Updates as on 13<sup>th</sup> October September-2017 (in Lakh Hectare):**

State	Area(2017)	Last Year(2016)	% Change	Normal Area
Gujarat	5.96	5.64	5.67	7.37
Rajasthan	1.6	1.72	-6.98	2.25
Telangana	0.31	0.43	-27.91	0.82
Andhra Pradesh	0.33	0.43	-23.26	0.89
Karnataka	0.07	0.11	-36.36	0.12
Maharashtra	0.07	0.12	-41.67	0.16
Others	0.38	0.33	15.15	0.23
<b>Total</b>	<b>8.45</b>	<b>8.59</b>	<b>-1.63</b>	<b>11.84</b>

Stake holders in cash market may opt for buying seed around Rs. 3850-3950 for profit purpose.

**Seasonality of Castor Seed Price**


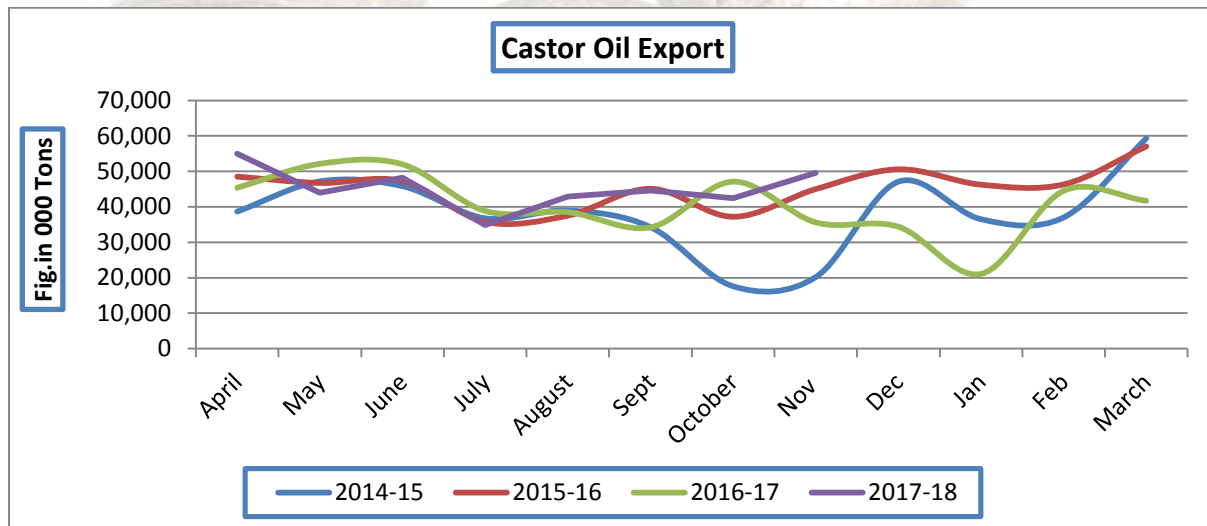
### Castor Price Trend:



Source: Agriwatch

Indian castor seed market was in steady trend during the period from Oct 2017 to March 2018, now prices are expected to trade steady in the arrival season.

### Castor Oil Export Trend:

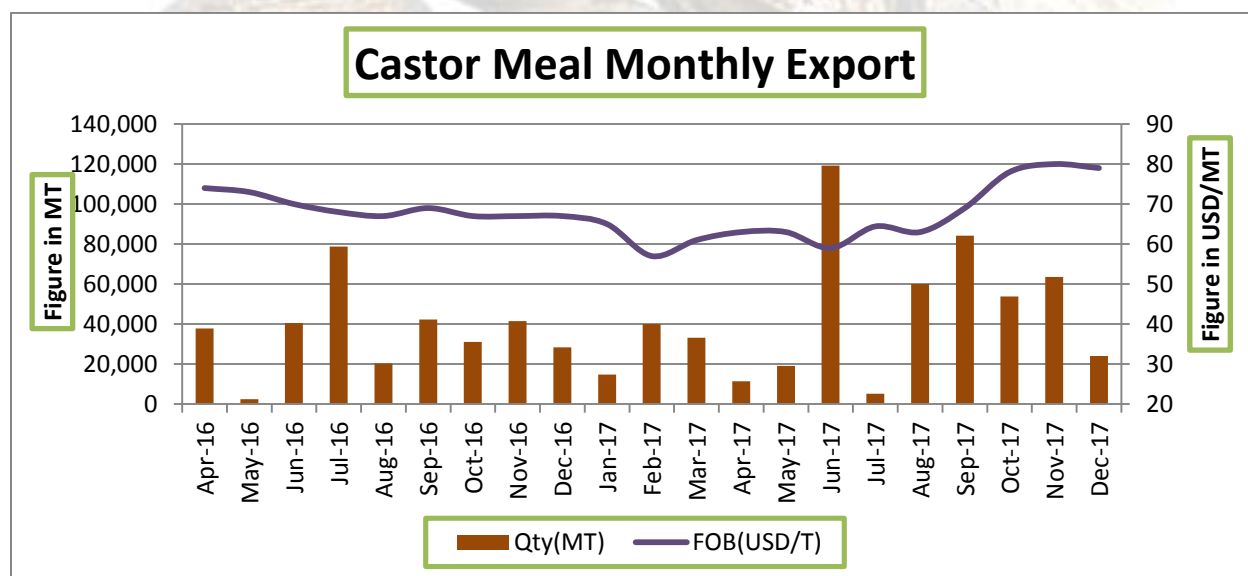


Source: Sea Of India

As per latest data released by SEA of India, Castor oil export in the month of November was 49574 thousand tons which is up by 17% from last month export of 42457 thousand tons and 39% up from corresponding period last year export of 35608 thousand tons. Higher demand from the international market due to lower prices of castor seed in domestic market led to higher exports. Meanwhile, in the first two month of FY2017-18, total castor oil exported was around 1 lakh tons, which is up by 2% Y/Y on higher consumption demand from US, Netherland, Russia and Japan

### Castor Meal Export:

During April – Dec., 2017 oil meal imported by Vietnam from India reported at 331,654 tons compared to 209,476 tons; consisting of 23,157 tons of soybean meal, 54,922 tons of rapeseed meal and 253,575 tons of De-oiled Rice Bran Extraction. South Korea imported 597,252 tons compared to 460,764 tons; consisting 209,890 tons of rapeseed meal, 362,147 tons of castor meal and 25,215 tons of soybean meal. Bangladesh imported 120,675 tons compared to 132,588 tons; consisting 26,037 tons of rapeseed meal, 5,857 tons of De-oiled Rice Bran Extractions and 88,781 tons of soybean meal. Thailand imported 134,612 tons compared to 9,201 tons; consisting 96,358 tons of rapeseed meal, 9,454 tons of De-oiled Rice Bran Extractions and 28,765 tons of soybean meal. European countries were the major importer of Indian Soybean Meal. France imported 100,375 tons compared to 90,208 tons; consisting 95,710 tons of soybean meal and 4,665 tons of Castor meal and rest of European countries imported 329,340 tons of oil meals, mainly soybean meal.



Source: Sea of India

### State wise Wholesale Prices Weekly Analysis for Castor Seed 03<sup>rd</sup> week April, 2018

State	Prices 16-23 Apr 2018	Prices 09-15 Apr 2018	Prices 16-23 Apr 2017	% Change(Over Previous Week)	% Change(Over Previous Year)
Andhra Pradesh			3923.08	---	---
Gujarat	3796.65	3845.57	4565.78	-1.27	-16.85
Karnataka		3679.95	4135.33	---	---

Maharashtra	3175	3474.71	3648.75	-8.63	-12.98
Rajasthan			4330.61	---	---
Tamil Nadu			3756.36	---	---
Telangana	3824.47	3862.22	3984.27	-0.98	-4.01
Average	3598.71	3715.61	4049.17		

Source: Agmarket.net (Prices in Rs./Qtl)

### Cash Market Price Outlook for Deesa Spot

Expected Range	Rs/Qtl.(Low)	Rs /Qtl.(High)
Short term (15 days)	3900-4100	4100-4250
Medium Term (30 days)	3950-4300	4100-4440

**Source: SEA.**

Comparative Prices Of Castor Products Including Seed					
	6th April'18	29th March'18	6th March'18	6th April'17	CHAN GE %
Castorseed (Gujarat)((Rs./M.T) Ex-Mandi	41000	NQ	40950	47876	-16.77
Castor Meal Export (FAS) (US\$ / MT),Ex Kandla	66.00	NQ	75	63.00	4.55
EXPORT (FOR) Ports (Rs./MT) Castor meal bulk Kandla	4200	NQ	4650	4071	3.07
Castor Oil (First Grade) FOB Kandla (Export)\$ /Tonne	1325	NQ	1345	1587	-19.77
Local rates for oil in domestic market (Rs./M.T.) for comm.	86500	86000	88000	103292	-19.41

**Technical Analysis:**
**Castor – Technical Outlook**
**Technical Commentary:**

- Prices are likely to move steady to weak in coming week.
- Decrease in prices with lower volume and OI indicates short build up.


**Strategy: Buy**

Intraday Supports & Resistances			S2	S1	PCP	R1	R2
Castor	NCDEX	May	3850	3900	4134	4425	4705
Pre Weekly Trade Call			Call	Entry	T1	T2	SL
Castor	NCDEX	May	Buy	4120	4150	4180	4100

**Castor Seed- Balance Sheet for 2017-18:**

Agriwatch estimates for 2016/17 is remain same. Production shows around 14.42 percent lower side this year against 2015/16 season due to crop shifting from castor seed to other lucrative crops. Over all area would decline from 11.18(normal) to 9.90 lakh ha this year. The estimate is based on initial ground level survey and feedback received from farmers. Agriwatch expects above normal rainfall this year and hopes normal yield too. Based on normal yield realization seed production would decline from 15.12 to 12.69 lakh tons this year.

The season started with 5.91 lakh tons as carryout. Thus total availability for current marketing year comes to 18.6 lakh tons if estimated production of 12.69 lakh tons is included. Lower production would drag carryout down from 5.91 to 5.35 lakh tons. It would push seed price up in second and third quarter.

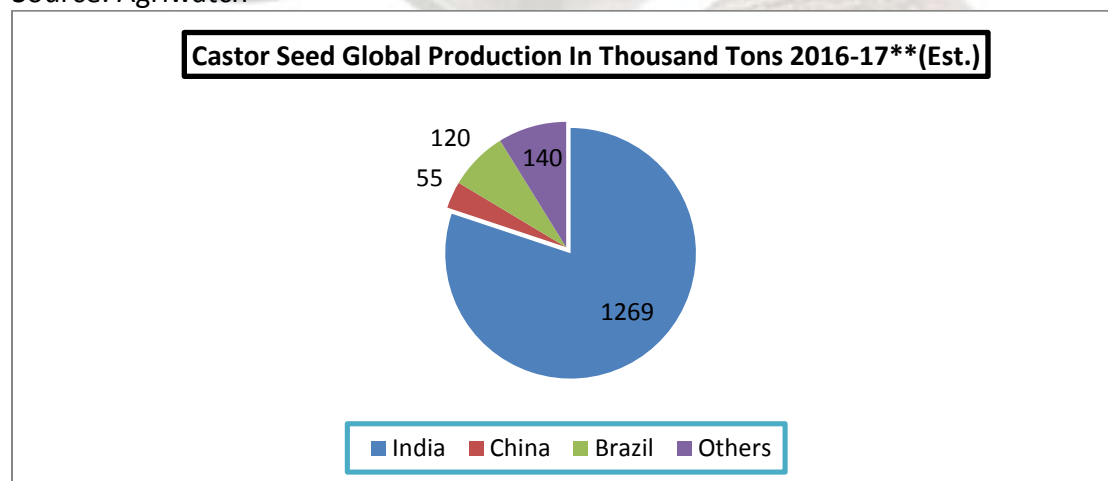


### Castor Seed Supply & Demand for MY-2017-18:

Preliminary Forecast For 2017-18								
All units in lakh tons	2014-15	2015-16	2016-17	2017-18	Apr-Jun	July-Sep	Oct-Dec	Jan-Mar
Carry in	7.88	7.08	6.58	6.95	6.95	13.69	9.04	5.94
Production	11.7	13	15.12	12.94	12.94	0	0	0
Imports	0	0	0	0	0	0	0	0
Total Availability	19.58	20.08	21.70	19.89	19.89	13.69	9.04	5.94
Consumption	12.5	13.5	14.75	15.5	6.2	4.65	3.1	1.55
Exports	0	0	0	0	0	0	0	0
Total Usage	12.5	13.5	14.75	15.5	6.2	4.65	3.1	1.55
Carry out	7.08	6.58	6.95	4.39	13.69	9.04	5.94	4.39
Av Monthly Consumption	1.04	1.13	1.23	1.29	2.07	1.55	1.03	0.52
Stock to Month Use	6.80	5.85	5.65	3.40	6.62	5.83	5.75	8.50
Stock to Consumption Ratio	0.57	0.49	0.47	0.28	2.21	1.94	1.92	2.83

### Castor Seed Global Production share:

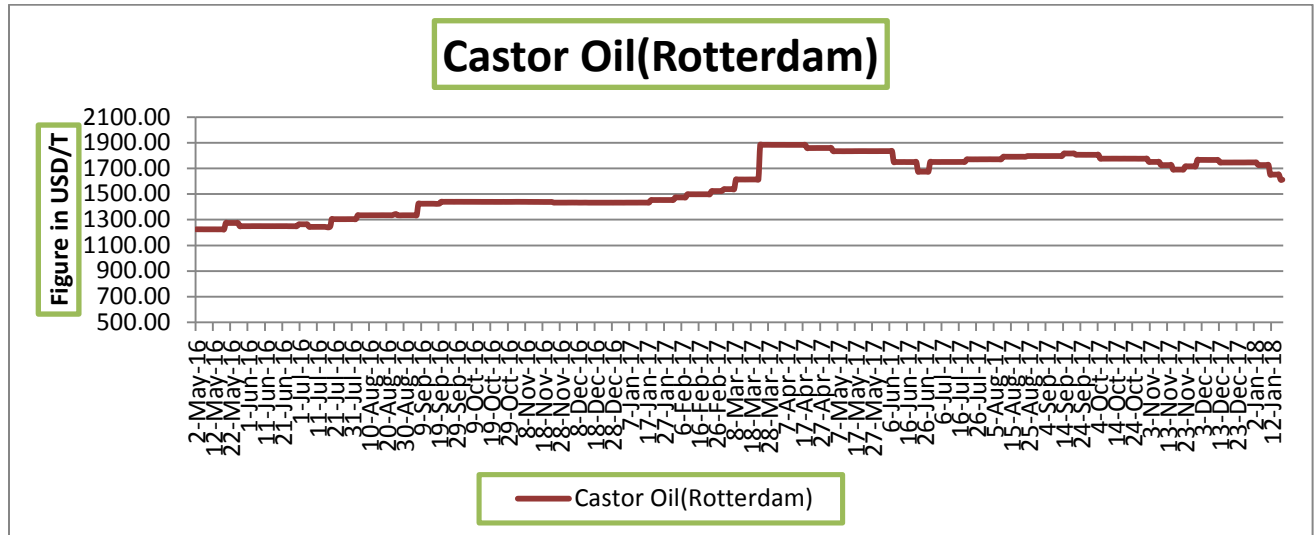
Source: Agriwatch



### International market update:

There is no change in Global Castor Seed supply –demand side. Production is expected to decrease from 18.37 lakh tons to 15.84 lakh tons in 2016-17 due to lower crop size expected in India this year. Total availability for seed would decrease to 20 lakh tons including Indian carryout stock of 5.91 lakh tons. Normal demand for oil and decreasing seed stock in India would continue to push seed price up in India. India dominates global market in seed production with 90 percent contribution. The given diagram shows production contribution of various countries. As production in India is likely to decrease, availability for seed would contract in the third quarter of the year.



**Rotterdam Price:**


Source: Agriwatch

**Castor Seed Weekly Prices at Key Spot Markets:**

Commodity	Market	Price (Rs/ Quintal)		Change
		07th to 13rd April 2018	31st March to 06th April 2018	
Gujarat	Patan	3908	3288	621
	Harij	3940	2633	1307
	Rajkot	3805	3049	756
	Gondal	3867	NR	-
	Deesa	3918	3279	638
	Bhabar	3918	3268	650
	Mehsana	3899	3268	632
	Kadi	3923	3254	669
	Sabarkatha	3925	3302	623
	Gandhi Nagar	3938	2642	1296
	Ahmedabad (Sanand)	3827	2891	935
	Halvad	3813	3263	550
	Junagadh	3772	3145	627
	Dhrol	3608	1212	2397
Rajasthan	Jodhpur	3923	3168	755
	Sumerpur	3848	3249	599

Week on Week Price: Scenario of Castor Seed :					
Commodity		Today	Week ago	Month ago	Year ago
Center	Market	13-Apr-18	6-Apr-18	13-Mar-18	13-Apr-17
Gujarat	Patan	3925	3925	4000	4675
	Harij	3925	3950	4030	4675
	Rajkot	3810	3810	3900	4465
	Gondal	3900	NR	3955	4505
	Deesa	3950	3935	4010	4650
	Bhabar	3975	3925	4005	NR
	Mehsana	3900	3900	3975	4650
	Kadi	3915	3920	4030	4720
	Sabarkatha	3915	3950	4035	4700
	Gandhi Nagar	3925	3950	4025	4725
	Ahmedabad (Sanand)	NR	NR	NA	4595
	Halvad	3750	3850	3800	4750
	Junagadh	3800	3760	3975	4450
	Dhrol	3550	3655	3640	4180
Rajasthan	Jodhpur	3980	3800	4080	4660
	Sumerpur	3875	3850	3925	4550

Castor Seed Cumulative Arrivals in Key Centers:				
Center	Market	07th to 13rd April 2018	31st March to 06th April 2018	Change
Gujarat	Patan	64125	34125	30000
	Harij	18000	4875	13125
	Rajkot	13200	12075	1125
	Gondal	146	NR	-
	Deesa	19003	16222	2781
	Bhabar	29600	19292	10308
	Mehsana	13350	7200	6150
	Kadi	42440	28720	13720
	Sabarkatha	9600	4400	5200

	Gandhi Nagar	6000	6225	<b>-225</b>
	Ahmedabad (Sanand)	136	79	<b>57</b>
	Halvad	9375	2250	<b>7125</b>
	Junagadh	1490	1045	<b>445</b>
	Dhrol	571	118	<b>453</b>
<b>Rajasthan</b>	Jodhpur	330	240	<b>90</b>
	Sumerpur	9040	7840	<b>1200</b>
<b>Total Arrivals/Above Markets</b>		<b>236406</b>	<b>144707</b>	<b>91700</b>

### Disclaimer

The information and opinions contained in the document have been compiled from sources believed to be reliable. The company does not warrant its accuracy, completeness and correctness. Use of data and information contained in this report is at your own risk. This document is not, and should not be construed as, an offer to sell or solicitation to buy any commodities. This document may not be reproduced, distributed or published, in whole or in part, by any recipient hereof for any purpose without prior permission from the Company. IASL and its affiliates and/or their officers, directors and employees may have positions in any commodities mentioned in this document (or in any related investment) and may from time to time add to or dispose of any such commodities (or investment). Please see the detailed disclaimer at © 2018 Indian Agribusiness Systems Pvt. Ltd.