



Castor Weekly Research Report

Contents

- ❖ Outlook and Review
- ❖ Castor Seed price Chart
- ❖ Export
- ❖ NCDEX Spot Price
- ❖ Outlook
- ❖ Future Chart
- ❖ Progressive Sowing
- ❖ Weekly Spot Price change
- ❖ International Market Update

Castor Domestic Market Fundamentals:

- All India castor seed weekly prices were traded firm in 02nd week of Sept with higher arrival, all India arrival of castor seed reported were 50360 quintals which was higher by 3689 quintals than last week arrivals of 46671 quintals.
- Castor seed prices drifted lower by Rs 17 to Rs 4,783 per quintal in futures trade Tuesday as participants pressed fresh selling at existing levels, driven by a subdued trend at the physical markets.
- Trimming of bets by the participants tracking a weak trend at the spot markets on ample stocks on persistent supplies from growing belts against thin industrial demand, led to the fall in castor seed prices in futures trade here.
- Castor seed area is down by 11.08% in major growing state of Gujarat and as of now only 5.08 lakh hectares sown in Gujarat as crop shifting is reported in many districts. Farmers prefer pulses and other cash crops over castor seed; however weather at the time of picking would play a major role for price movement.
- During April - June 2018 Vietnam imported 116,839 tons of oil meals (compared to 86,458 tons); consisting of 7,160 tons of soybean meal, 32,506 tons of rapeseed meal and 77,173 tons of De-oiled Rice Bran Extraction. South Korea imported 132,618 tons of oil meals (compared to 233,812 tons) ; consisting 121,741 tons of rapeseed meal, 10,303 tons of soybean meal and 574 tons of castor meal. Thailand imported 101,243 tons of oil meals (compared to 35,169 tons); consisting 4,747 tons of soybean meal, 5,729 tons of De-oiled Rice Bran Extraction, and 90,731 tons of rapeseed meal. France imported 42,550 tons of oil meals (compared to 5,241 tons); consisting 41,099 tons of soybean meal and 1,451 tons of Castor meal.

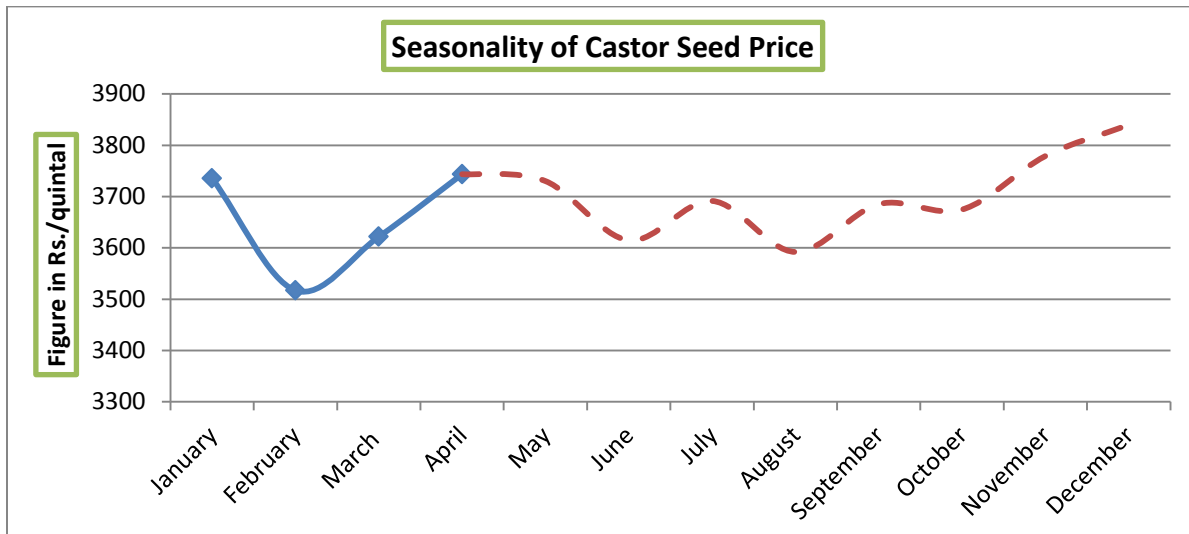

Kharif Castor Seed Sowing Updates as on 09.08.2018 (in Lakh Hectare):

	CASTORSEED					
State	Normal Area	Normal Area as on date	Area sown reported			Absolute Change
			This Year	% of Normal	Last Year	
Andhra Pradesh	0.63	0.39	0.33	52.4	0.26	0.07
Assam	0.01	0.00	0.00	0.0	0.00	0.00
Gujarat	6.70	6.40	5.08	75.8	5.76	-0.68
Haryana	0.01	0.01	0.01	122.4	0.01	0.00
Jharkhand	0.01	0.00	0.01		0.01	
Karnataka	0.11	0.11	0.07	66.0	0.07	0.00
Madhya Pradesh	0.05	0.00	0.00	0.0	0.00	0.00
Maharashtra	0.15	0.16	0.10	63.8	0.07	0.03
Odisha	0.11	0.06	0.05	41.8	0.05	-0.01
Rajasthan	1.96	1.74	2.64	135.1	1.60	1.04
Tamil Nadu	0.06	0.03	0.02	38.2	0.02	0.00
Telangana	0.72	0.52	0.26	35.8	0.31	-0.05
All-India	10.51	9.44	8.59	81.8	8.17	0.42

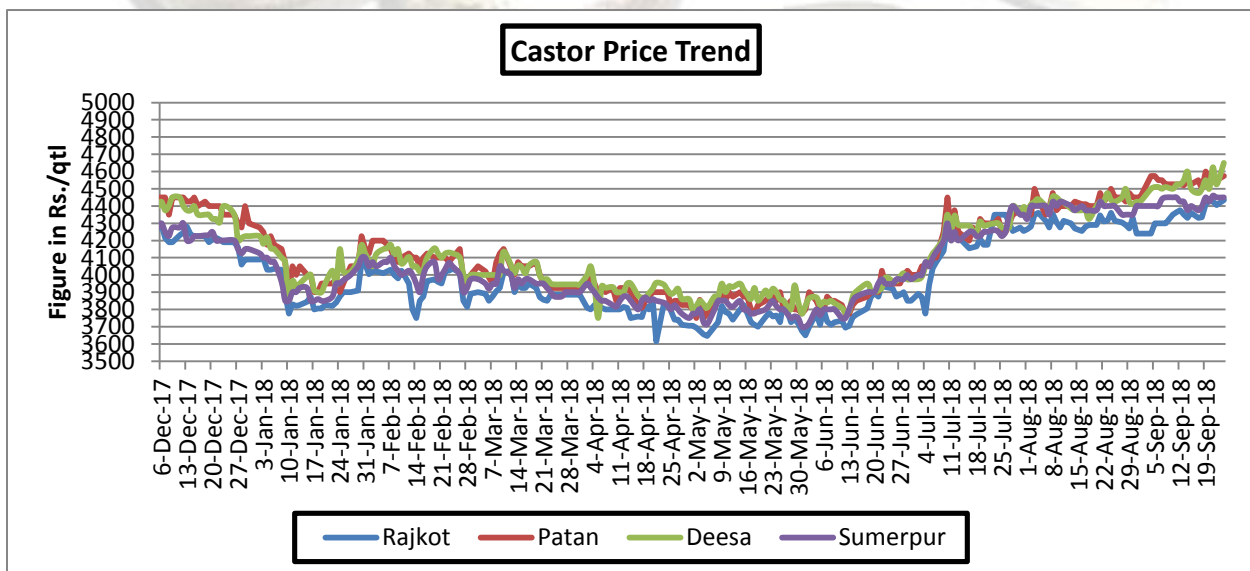
All India castor seed sowing as on 09th Sept -2018 was 8.59 lakh hectares which is up by 5.19% from last year corresponding period area of 8.17 lakh hectares and 8.93% down by normal area of corresponding period area of 9.44 lakh hectares. Lower area is reported from the states of Telangana and Gujarat, while higher acreage is only reported from Andhra Pradesh.

Stake holders in cash market may opt for buying seed around Rs. 4350 to Rs.4400 for profit purpose.

Seasonality of Castor Seed Price



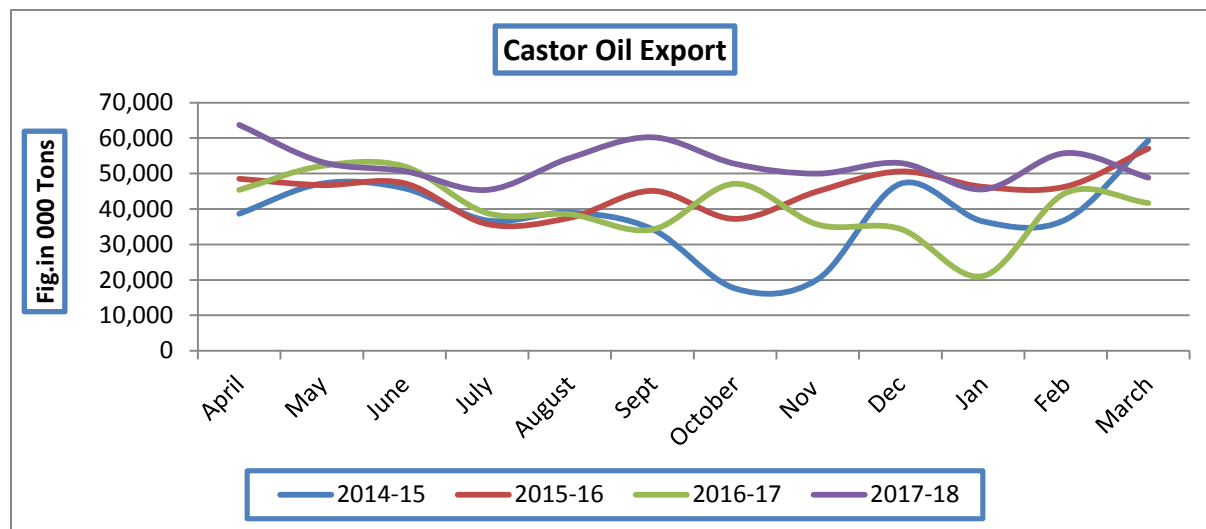
Castor Price Trend:



Source: Agriwatch

Castor seed price trend is moving steady to firm in coming weeks due to lower arrival from major producing regions and constant demand from consuming states. A decline in ready stocks due to pause in supplies from growing belts amid strengthening demand for consuming industries such as soap, paint and lubricant industries in the spot markets, enthused traders to build up their holdings, marking the uptick in castor seed futures prices.

Castor Oil Export Trend:

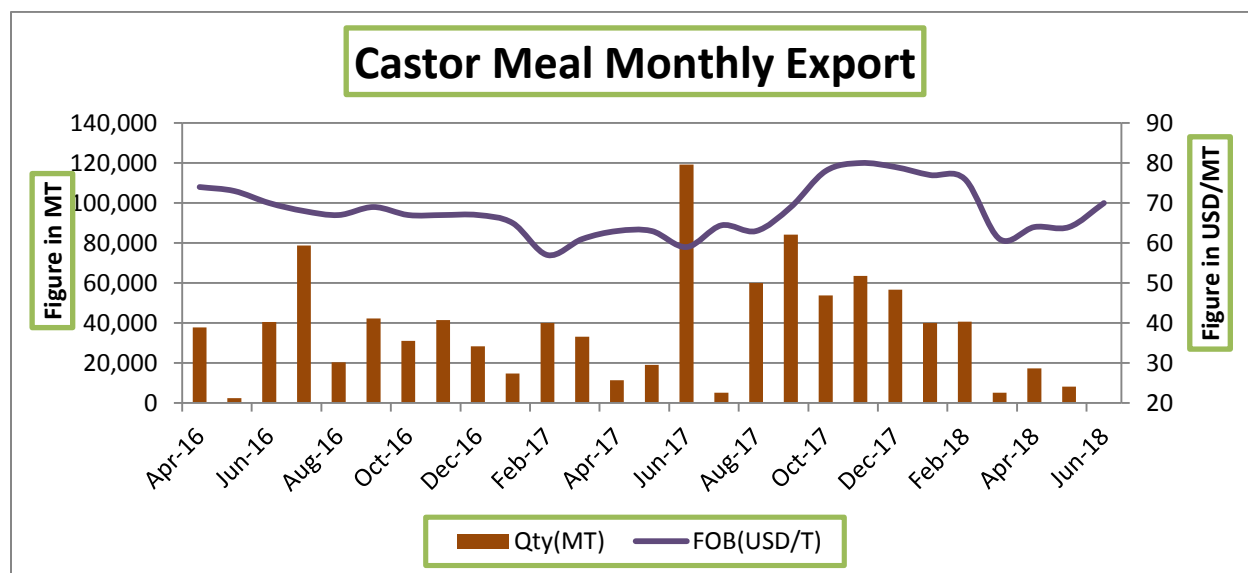


Source: Sea Of India

During April - August 2018 Vietnam imported 235,723 tons of oilmeals (compared to 167,604 tons); consisting of 7,160 tons of soybean meal, 77,160 tons of rapeseed meal, and 151,403 tons of Rice Bran Extraction. South Korea imported 349,992 tons of oilmeals (compared to 337,270 tons); consisting 231,610 tons of rapeseed meal, 10,832 tons of soybean meal and 107,550 tons of castor meal. Thailand imported 130,988 tons of oilmeals (compared to 57,228 tons); consisting 4,747 tons of soybean meal, 9,633 tons of De-oiled Rice Bran Extraction, and 116,572 tons of rapeseed meal. France imported 63,493 tons of oilmeals consisting 61,999 tons of soybean meal and 1,494 tons of Castor meal.

Castor Meal Export:

The Solvent Extractors' Association of India has compiled the export data for export of oil meals for the month of August 2018. The export of oil meals during August 2018, provisionally reported at 227,939 tons compared to 261,356 tons in August 2017. The overall export during April to August 2018 is reported at 1,192,095 tons compared to 986,606 tons during the same period of last year i.e. up by 21%. The export of rapeseed meal is sharply increased to nearly 490,232 tons (107%), in first five months, mainly exported to South Korea, Vietnam and Thailand. The ongoing trade dispute between USA and China has created a lot of uncertainty and forcing China to look out to other origins for their requirements of soybean and oil meals. This has compelled China to relook its ban imposed for importing of oil meals from India since 2012. This will open up Chinese market for India. Late last month, Ministry of Commerce and Indian Embassy, Beijing discussed the phyto issues and it was decided that India's phyto certificate would cover all the 12 pests. This shall enable China's AQSIQ to clear the Indian Oilmeals. A formal reconfirmation from China is awaited. Prior to ban in 2012, China used to import nearly half a million tons of oilmeals viz. Rapeseed meal 3.5 to 4.0 lakh tons and 1.0 lakh tons of soybean meal from India.



Source: Sea of India

State wise Wholesale Prices Weekly Analysis for Castor Seed 03rd week Sept, 2018

State	Prices 16-23 Sep 2018	Prices 09-15 Sep 2018	Prices 16-23 Sep 2017	% Change(Over Previous Week)	% Change(Over Previous Year)
Andhra Pradesh	3971.56	4189.35	4189.35	-5.2	-5.2
Gujarat	4479.14	4479.14	4479.14	0	0
Karnataka	4000	4166.71	4447	-4	-10.05
Madhya Pradesh		3700	3700	---	---
Maharashtra		3000	4000	---	---
Odisha			3600	---	---
Rajasthan	4071.28	4071.28	4363.96	0	-6.71
Telangana	4000.22	4195.27	4195.27	-4.65	-4.65
Average	4104.44	3971.68	4121.84		

Source: Agmarket.net (Prices in Rs./Qtl)

Cash Market Price Outlook for Future Price

Expected Range	Rs/Qtl.(Low)	Rs /Qtl.(High)
Short term (15 days)	4605-4625	4610-4640
Medium Term (30 days)	4600-4675	4625-4680

Source: SEA.

Comparative Prices Of Castor Products Including Seed					
	13th July '18	6th July '18	13th June '18	13th July '17	CHAN GE %
Castorseed (Gujarat)((Rs./M.T) Ex-Mandi	43900	42900	39100	44290	-0.89
Castor Meal Export (FAS) (US\$ / MT),Ex Kandla	75.00	73.00	70.00	57.00	24.00
EXPORT (FOR) Ports (Rs./MT) Castor meal bulk Kandla	5100	5050	4700	3683	27.78
Castor Oil (First Grade) FOB Kandla (Export)\$ /Tonne	1345	1305	1225	1513	-12.49
Local rates for oil in domestic market (Rs./M.T.) for comm.	91500	90000	83500	95465	-4.33



Technical Analysis:
Castor – Technical Outlook
Technical Commentary:

- Prices are likely to move steady to firm in coming week.
- Increase in prices with lower volume and OI indicates long build up.
- RSI is moving in neutral region which indicates ready for bulls.


Strategy: Buy on Dips

Intraday Supports & Resistances			S2	S1	PCP	R1	R2
Castor	NCDEX	Oct	4300	4510	4603	4775	4800
Pre Weekly Trade Call			Call	Entry	T1	T2	SL
Castor	NCDEX	Oct	Buy	4650	4685	4700	4635

Castor Seed- Balance Sheet for 2017-18:

Production shows around 14.42 percent lower side this year against 2015/16 season due to crop shifting from castor seed to other lucrative crops. Over all area would decline from 11.18(normal) to 9.90 lakh ha this year. The estimate is based on initial ground level survey and feedback received from farmers. Agriwatch expects above normal rainfall this year and hopes normal yield too. Based on normal yield realization seed production would decline from 15.12 to 12.69 lakh tons this year.

The season started with 5.91 lakh tons as carryout. Thus total availability for current marketing year comes to 18.6 lakh tons if estimated production of 12.69 lakh tons is included. Lower production would drag carryout down from 5.91 to 5.35 lakh tons. It would push seed price up in second and third quarter.

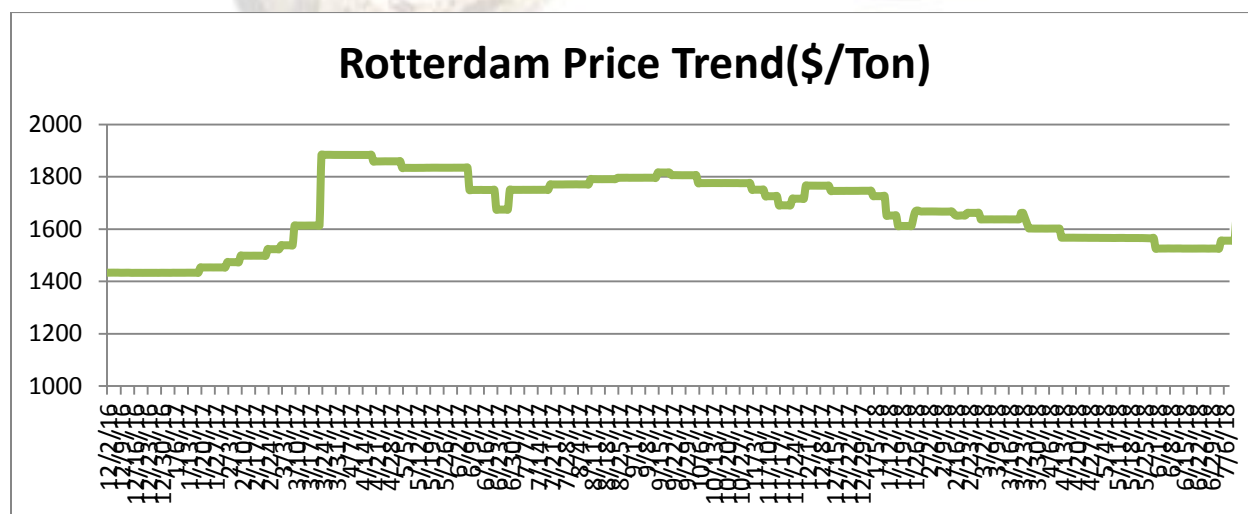
Castor Seed Supply & Demand for MY-2017-18:

Preliminary Forecast For 2018-19							
All units in lakh tonnes	2012-13	2013-14	2014-15	2015-16	2016-17	2017-18	2018-19*
Carry in	5.80	8.04	9.04	5.54	6.04	4.54	4.14
Production	13.04	12.00	12.80	14.00	11.50	11.80	10.50
Imports	0.00	0.00	0.00	0.00	0.00	0.00	0.00
Total Availability	18.84	20.04	21.84	19.54	17.54	16.34	14.64
Consumption	10.80	11.00	12.60	13.50	13.00	12.20	12.00
Exports	0.00	0.00	0.00	0.00	0.00	0.00	0.00
Total Usage	10.80	11.00	12.60	13.50	13.00	12.20	12.00
Carry out	8.04	9.04	9.24	6.04	4.54	4.14	2.64
Av Monthly Consumption	0.90	0.92	1.05	1.13	1.08	1.02	1.00
Stock to Month Use	8.93	9.86	8.80	5.37	4.19	4.07	2.64
Stock to Consumption Ratio	0.08	0.08	0.08	0.08	0.08	0.08	0.08

International market update:

Production is expected to decrease from 18.37 lakh tons to 15.84 lakh tons in 2016-17 due to lower crop size expected in India this year. Total availability for seed would decrease to 20 lakh tons including Indian carryout stock of 5.91 lakh tons. Normal demand for oil and decreasing seed stock in India would continue to push seed price up in India. India dominates global market in seed production with 90 percent contribution. The given diagram shows production contribution of various countries. As production in India is likely to decrease, availability for seed would contract in the third quarter of the year

Rotterdam Price:



Source: Agriwatch

Castor Seed Weekly Prices at Key Spot Markets:

Commodity Center	Market	Price (Rs/ Quintal)		Change
		16th to 22nd Sep2018	9th Sep15 Sep2018	
Gujarat	Patan	4550	4531	19
	Harij	4522	4540	-18
	Rajkot	4389	4358	32
	Gondal	4399	4385	14
	Deesa	4529	4538	-8
	Bhabar	4533	4529	5
	Mehsana	4513	4506	7
	Kadi	4562	4554	8
	Sabarkatha	4552	4533	18
	Gandhi Nagar	4523	4510	13
	Ahmedabad (Sanand)	#DIV/o!	#DIV/o!	-
	Halvad	4433	4448	-15
	Junagadh	4336	4368	-32
	Dhrol	3898	3891	6
Rajasthan	Jodhpur	4292	4308	-17
	Sumerpur	4427	4420	7

Castor Seed Cumulative Arrivals in Key Centers:

Center	Market	16th to 22nd Sep2018	9th Sep15 Sep2018	Change
Gujarat	Patan	10125	9900	225
	Harij	600	1050	-450
	Rajkot	1820	1690	130
	Gondal	1826	1150	676
	Deesa	3704	4080	-376
	Bhabar	12480	8680	3800
	Mehsana	3000	4298	-1298
	Kadi	11316	12061	-745
	Sabarkatha	2240	1920	320
	Gandhi Nagar	3375	3600	-225
	Ahmedabad (Sanand)	0	0	Unch
	Halvad	1170	713	458
	Junagadh	218	199	19
	Dhrol	2	8	-6
Rajasthan	Jodhpur	353	413	-60
	Sumerpur	504	600	-96

Total Arrivals/Above Markets	52733	50360	2372
------------------------------	-------	-------	------

Week on Week Price: Scenario of Castor Seed :					
Commodity	Market	Today	Week ago	Month ago	Year ago
Center		24-Sep-18	17-Sep-18	23-Aug-18	23-Sep-17
Gujarat	Patan	4575	4550	4450	4550
	Harij	4600	4510	4500	4500
	Rajkot	4435	4330	4315	4350
	Gondal	4405	4380	4355	4405
	Deesa	4650	4475	4475	4525
	Bhabar	4525	4485	4460	#VALUE!
	Mehsana	4525	4475	4500	4475
	Kadi	4560	4525	4505	4550
	Sabarkatha	4525	4525	4500	4525
	Gandhi Nagar	4550	4500	4490	4525
	Ahmedabad (Sanand)	NA	NA	4255	0
	Halvad	4550	4300	4400	4400
	Junagadh	4400	4255	4300	4225
	Dhrol	NA	NA	4065	3825
Rajasthan	Jodhpur	4300	4200	4350	4500
	Sumerpur	4450	4375	4400	4375

Disclaimer

The information and opinions contained in the document have been compiled from sources believed to be reliable. The company does not warrant its accuracy, completeness and correctness. Use of data and information contained in this report is at your own risk. This document is not, and should not be construed as, an offer to sell or solicitation to buy any commodities. This document may not be reproduced, distributed or published, in whole or in part, by any recipient hereof for any purpose without prior permission from the Company. IASL and its affiliates and/or their officers, directors and employees may have positions in any commodities mentioned in this document (or in any related investment) and may from time to time add to or dispose of any such commodities (or investment). Please see the detailed disclaimer at © 2018 Indian Agribusiness Systems Pvt. Ltd.