



Castor Weekly Research Report

Contents

- ❖ Outlook and Review
- ❖ Castor Seed price Chart
- ❖ Export
- ❖ NCDEX Spot Price
- ❖ Outlook
- ❖ Future Chart
- ❖ Progressive Sowing
- ❖ Weekly Spot Price change
- ❖ International Market Update

Castor Domestic Market Fundamentals:

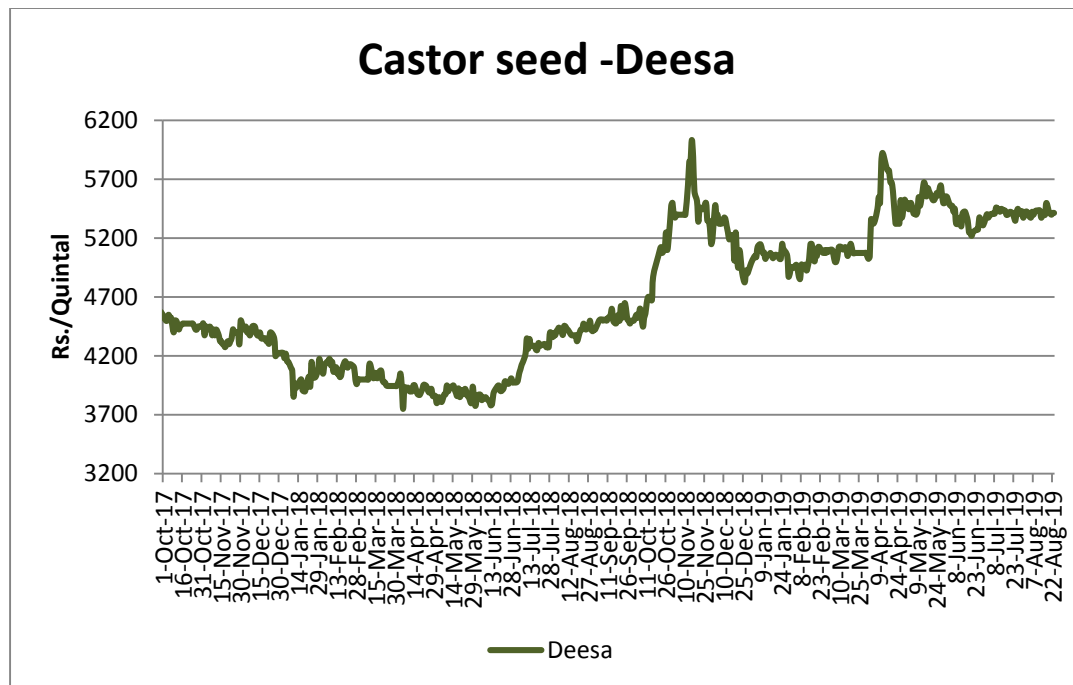
- Despite the imposition of special 20 per cent margin on short position, prices are moving downwards due to technical selling. Some brokers had failed to pay additional mark-to-market margins after downward movement in October-December contracts over three trading sessions, compelling the exchange's clearing house to use these traders' collaterals to settle their pay-out obligations.
- However, according to the market participants, at present all India castor stock are lower than the average stocks which might give support to the falling prices.
- According to latest sowing report as on 27th September 2019, all India Castor sowing is reported 9.38 lakh hectares in 2019 which is 6.95 per cent higher than last year acreage of 8.77 lakh hectares in the same time period. Higher castor acreage is reported in Gujarat at 7.02 lakh hectares this year as compare to 5.22 lakh hectares last year in the same time period. However, in Rajasthan castor acreage has decreased to 1.54 lakh hectares from 2.64 lakh hectares last year.
- Despite higher sowing acreage in Gujarat, there is fear of damage in the standing castor crop in some districts due to excess rains.
- As per market sources, castor oil exports in the month of September 2019 is 40.927 thousand MT which is 10.33 per cent lower than August exports of 45.645 thousand MT. On a cumulative basis, exports were 2.36 Lakh MT from April to Aug 2019 which is 12.27 per cent lower than last year exports of 2.69 Lakh MT during the same period.
- According to the AGMARK data, all India castor crop arrivals in the last week of September is reported at 3.61 Thousand MT which is 55 percent lower than last year arrivals of 8.04 thousand MT in the same time period. Lower arrivals are due to recent downward movement in prices in the domestic Mandis.
- As per the Solvent Extractors' Association of India (SEA), all India castor seed production estimate for 2018-19 is 11.27 Lakh MT which is 21.35 per cent lower than the 2017-18 production estimate of 14.33 Lakh MT. However, according to the AGCON, castor production estimate is 9.13 Lakh MT for 2018-19.

FUNDAMENTAL SUMMARY	
Price Drivers	Impact
Technical selling in the market	Bearish
20 per cent margin on short selling	Bullish
Lower stocks with stockiest	Bullish
Higher sowing acreage	Bearish
Lower exports of castor oils	Bearish
<i>Based on Primary & Secondary Sources</i>	

Sowing Updates of Castor Seed:

State Wise castor Seed Sowing as on 04.10.2019				
State	2019	2018	% Change	Normal Area
Gujarat	7.18	5.33	34.48	6.42
Rajasthan	1.54	2.64	-41.67	1.8
Telangana	0.23	0.26	-11.54	0.58
Andhra Pradesh	0.34	0.33	3.03	0.47
Karnataka	0.06	0.07	-14.29	0.1
Maharashtra	0.11	0.12	-8.33	0.13
Total	9.55	8.89	6.96	9.69

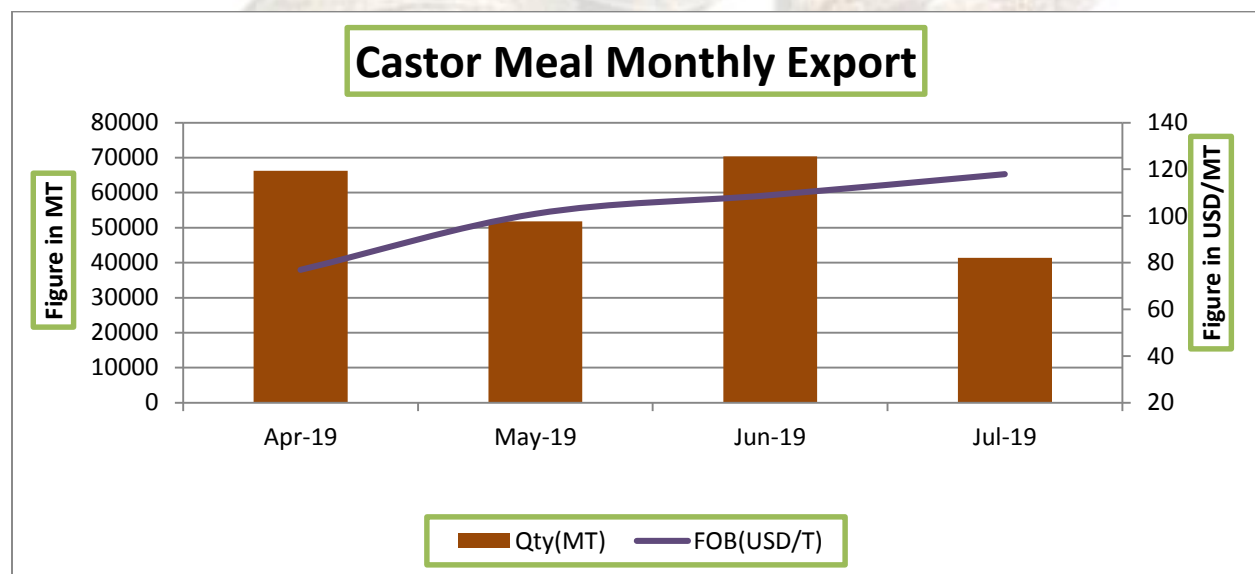
Castor Price Trend Deesa Mandi:



Source: Agriwatch

Above price chart is of Deesa Mandi in Gujarat, which is a major mandi for castor seed. Price trend is showing firm movement, however price is likely to trade steady to firm with lower arrival.

Castor Meal Monthly Export:

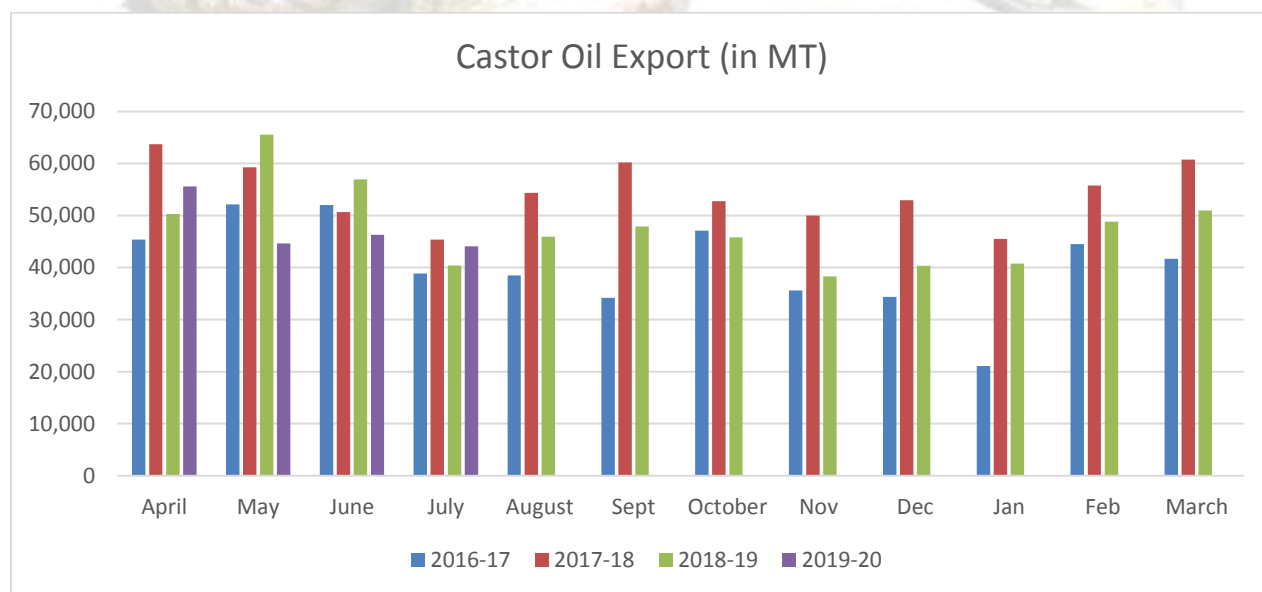


Source: Sea of India

Castor Meal Export Summary:

The Solvent Extractors' Association of India has compiled the export data for export of oilmeals for the month of July 2019. The export of oilmeals during July 2019 is provisionally reported at 166,301 tons compared to 215,716 tons in July, 2018 i.e. down by 23%. The overall export of oilmeals during April-July 2019 is reported at 851,070 tons compared to 966,874 tons in April-July 2018 i.e. down by 12%. The export of castorseed meal has increased to 229,820(75,597) tons, being mainly exported to South Korea. During April-July 2019 Vietnam imported 120,889 tons of oilmeals (compared to 228,627 tons); consisting of 1,892 tons of soybean meal, 71,683 tons of rapeseed meal and 47,314 tons of De-oiled Rice Bran Extraction. South Korea imported 365,652 tons of oilmeals (compared to 198,304 tons) ; consisting 13,282 tons of soybean meal, 162,487 tons of rapeseed meal and 189,883 tons of castorseed meal. Thailand imported 107,607 tons of oilmeals (compared to 129,661 tons) consisting 88,595 tons of rapeseed meal, 17,581 tons of Rice Bran Extractions and 1,431 tons of soybean meal.

Castor oil exports drop 30% in October on poor off take from China:



Castor Seed & Oil Weekly Report

Date-21st Oct 2019

State wise Wholesale Prices Weekly Analysis for Castor Seed 03rd Week Oct, 2019

State	Prices 16-23 Oct 2019	Prices 09-15 Oct 2019	Prices 16-23 Oct 2018	% Change(Over Previous Week)	% Change(Over Previous Year)
Andhra Pradesh	4041.44	3929.92	4317.82	2.84	-6.4
Gujarat	4256.32	4778.92	4926.51	-10.94	-13.6
Karnataka	5000			—	—
Madhya Pradesh		4363.75		—	—
Maharashtra		3350		—	—
Rajasthan	4062.74	4189.14	4557.93	-3.02	-10.86
Tamil Nadu		5389	3360	—	—
Telangana	4113.43	4039.88	4396.78	1.82	-6.44
Average	4294.79	4291.52	4311.81		

Source: Agmarket.net (Prices in Rs./Qtl)

Cash Market Price Outlook for Spot Price

Expected Range	Rs/Qtl.(Low)	Rs /Qtl.(High)
Short term (15 days)	4100-4300	4200-4350
Medium Term (30 days)	4150-4600	4200-4700

Castor Seed & Oil Weekly Report

Date-21st Oct 2019

Technical Analysis:

Castor – Technical Outlook

Technical Commentary:

- Prices are likely to move steady in coming week.
- Increase in prices with lower volume and OI indicates long build up.
- RSI is moving is near over bought region which indicates caution to bulls.



Strategy: Buy on Dips

Intraday Supports & Resistances			S2	S1	PCP	R1	R2
Castor	NCDEX	Nov	4100	4200	4508	4950	5200
Pre Weekly Trade Call			Call	Entry	T1	T2	SL
Castor	NCDEX	Nov	Buy	4350	4400	4450	4320

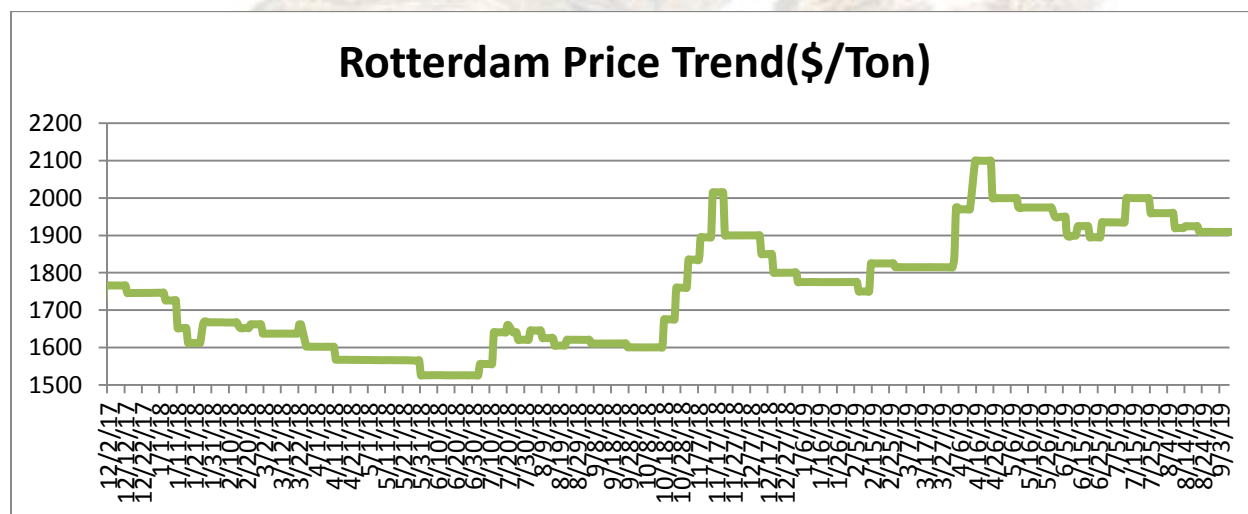
Castor Seed Supply & Demand for MY-2018-19:

Preliminary Forecast For 2019-20*					
All units in lakh tons	2015-16	2016-17	2017-18	2018-19	2019-20*
Carry in	5.54	6.79	4.39	5.49	4.19
Production	14.00	10.60	14.30	11.20	14.05
Imports	0.00	0.00	0.00	0.00	0
Total Availability	19.54	17.39	18.69	16.69	18.24
Consumption	12.75	13.00	13.20	13.00	13.2
Exports	0.00	0.00	0.00	0.00	0
Total Usage	12.75	13.00	13.20	12.50	13.20
Carry out	6.79	4.39	5.49	4.19	5.04
Av Monthly Consumption	1.06	1.08	1.10	1.08	1.10
Stock to Month Use	6.39	4.05	4.99	3.87	4.58
Stock to Consumption Ratio	1.06	1.08	1.10	1.08	1.10

Castor Seed- Balance Sheet for 2019-20*(AW preliminary estimates)

Agriwatch is estimating that castor seed production is likely to up in this crop year-2019-20, as area is increasing in Gujarat which is one of the major producing state, however area is down in other states like Andhra Pradesh, Telangana and Rajasthan. This year it is estimated around 14 lakh tons of castor seed production which is up by 25% from last year production of 11.20 lakh tons. Prices is likely to down once picking starts in producing states and likely to trade steady as carry over stock expected to up in next season.

Rotterdam Price:



Source: Agriwatch

Castor Seed & Oil Weekly Report
Date-21st Oct 2019

Comparative Prices Of Castor Products Including Seed					
	26th July'19	19th July'19	26th June'19	26th July'18	CHANGE %
Castorseed (Gujarat)((Rs./M.T) Ex-Mandi	55150	55650	55250	43717	20.73
Castor Meal Export (FAS) (US\$ / MT),Ex Kandla	118.00	118.00	110.00	79.00	33.05
EXPORT (FOR) Ports (Rs./MT)Castor meal bulk Kandla	7950	7950	7450	5440	31.57
Castor Oil (First Grade) FOB Kandla (Export)\$ /Tonne	1640	1660	1645	1323	19.33
Local rates for oil in domestic market(Rs./M.T.) for comm.	115000	115000	114000	91115	20.77

Source: SEA.

Castor Seed Weekly Prices at Key Spot Markets:

Commodity	Market	Price (Rs/ Quintal)		Change
		14th Oct to 19th Oct 2019	07th Oct to 12th Oct 2019	
Gujarat	Patan	4370	4500	-130
	Harij	#DIV/o!	#DIV/o!	NA
	Rajkot	#DIV/o!	4060	NA
	Gondal	3949	4080	-131
	Deesa	4218	4350	-132
	Bhabar	4445	4410	35
	Mehsana	4356	#DIV/o!	NA
	Kadi	4273	4505	-232
	Sabarkatha	#DIV/o!	#DIV/o!	NA
	Gandhi Nagar	4340	#DIV/o!	NA
	Ahmedabad (Sanand)	#DIV/o!	#DIV/o!	NA
	Halvad	4615	4550	65
	Junagadh	4330	#DIV/o!	NA
	Dhrol	#DIV/o!	#DIV/o!	NA

Castor Seed & Oil Weekly Report

Date-21st Oct 2019

Rajasthan	Jodhpur	4025	4340	-315
	Sumerpur	4220	4700	-480

Castor Seed Cumulative Arrivals in Key Centers:				
Center	Market	14th Oct to 19th Oct 2019	07th Oct to 12th Oct 2019	Change
Gujarat	Patan	1470	0	1470
	Harij	0	0	0
	Rajkot	0	12	-12
	Gondal	16	20	-4
	Deesa	710	0	710
	Bhabar	240	0	240
	Mehsana	289	0	289
	Kadi	112	4	108
	Sabarkatha	0	0	0
	Gandhi Nagar	113	0	113
	Ahmedabad (Sanand)	0	0	0
	Halvad	555	413	143
	Junagadh	2	0	2
	Dhrol	0	0	0
Rajasthan	Jodhpur	4	0	4
	Sumerpur	320	400	-80
Total Arrivals/Above Markets		3830	849	2982

Disclaimer

The information and opinions contained in the document have been compiled from sources believed to be reliable. The company does not warrant its accuracy, completeness and correctness. Use of data and information contained in this report is at your own risk. This document is not, and should not be construed as, an offer to sell or solicitation to buy any commodities. This document may not be reproduced, distributed or published, in whole or in part, by any recipient hereof for any purpose without prior permission from the Company. IASL and its affiliates and/or their officers, directors and employees may have positions in any commodities mentioned in this document (or in any related investment) and may from time to time add to or dispose of any such commodities (or investment). Please see the detailed disclaimer at © 2019 Indian Agribusiness Systems Pvt. Ltd.