



Castor Weekly Research Report

Contents

- ❖ Outlook and Review
- ❖ Castor Seed price Chart
- ❖ Export
- ❖ NCDEX Spot Price
- ❖ Outlook
- ❖ Future Chart
- ❖ Progressive Sowing
- ❖ Weekly Spot Price change
- ❖ International Market Update

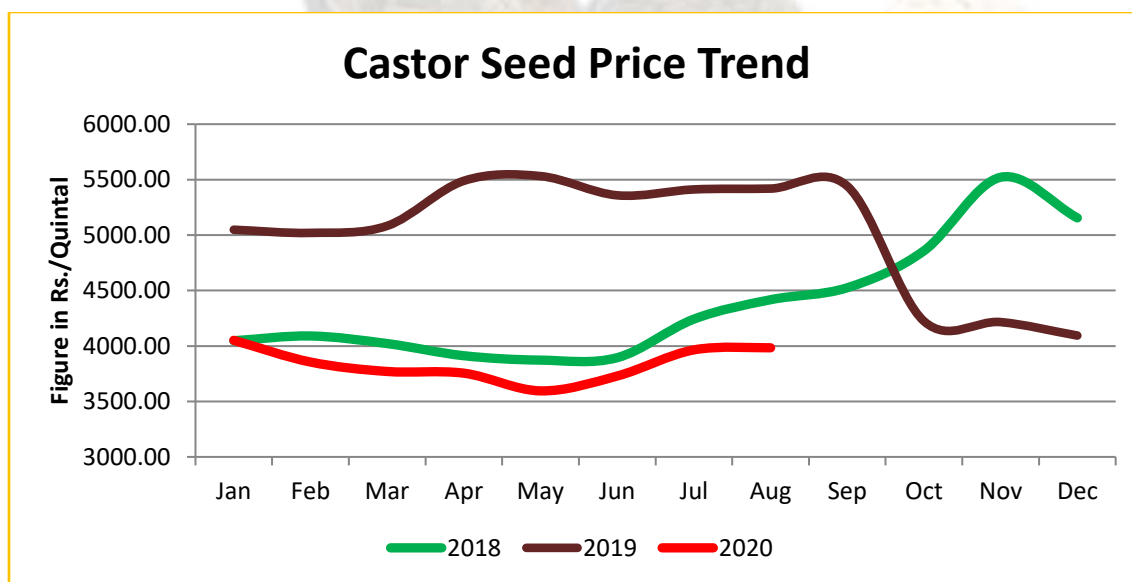
Castor Domestic Market Fundamentals:

- Higher arrival in 03rd week of February put pressure in castor seed price. All India castor seed arrival is 52000 quintal which is up by 2284 quintals from previous week to 49716 quintals.
- According to Agriwatch Research Survey, India's castor seed crop is expected to be marginally lower at 19.02 lakh tonnes (lt) for the year 2020-21 against 19.52 lt recorded in the previous year.
- According to second Advance estimate released by Gujarat Agriculture Department, Castor seed production is expected to touch 14.69 tonnes in MY 2020-21.
- After 1st phase of Castor Harvest and seeds picking, the news of 2nd phase of picking castor seeds is also coming up. Though this has happened in very few areas. This year the exports of Castor Oil have grown by 15 % as compared to last year. Major chunk has been exported to China. There has been no enhancement in the export of castor seeds to Western Markets.
- And with the news of Corona Vaccine coming up the economic activities would remain bullish so the export of Castor Oil is anticipated to be between the two export numbers achieved during 2019 & 2020. An estimated figure for export during 2021 is 6 lakh tonnes.
- The prices of Castor seeds would go down is very unlikely. Apparently there would be a strong international demand. Chances of major jump in the prices of Castor seeds are very minimal due to current prevailing situation.
- During Rabi season, since the prices of other crops is higher than castor, so farmers would prefer to shift to crops other than castor. If this happens the sowing area of Castor might go down by 20-25%.
- Moreover, since there has been increased in Castor exports along with reduction in sowing area by 16% so the castor prices would stay strong till the arrival of new castor crop. In coming 2 months, the prices of Castor might go up to Rs.4300/ to Rs. 4500/quintal.
- According to Government 1st advance estimate, castor production in 2020-21 is estimated at 17.24 lakh tonnes. Last year total production of seed was reported at 18.49 lakh tonnes which was a record in the decade.
- The estimated production of Castor in current year was 22 Lakh tonnes, out of which 13 Lakh tonnes has already arrived in market. So by the time new Castor crop arrival after February, the total availability of Castor for Industries is only 8.5-9 Lakh tonnes.
- In 2020 bumper castor crop was expected. This anticipation by Castor Oil importing countries led to decline in their inventory of Castor Seeds and oil, this lead to decline in export numbers. The estimated production of Castor in 2020-21 is 15.10 lakh tonnes and the carry forward stock of Castor would be 3.29 lakh tonnes. In the current prevailing situation when Corona Vaccination has begun in some of the western countries the global economic activities are expected to remain bullish in 2021. This indicates that the demand of Castor Seeds and oil in the international market would remain strong.
- The export numbers to China has remained substantially good. Though during the Lunar New Year the demand for Castor might slow down, but once that gets over the demand would again pick up. And in western market especially US and West European markets the demand for Castor Oil has started picking up after Christmas.

Sowing Updates:

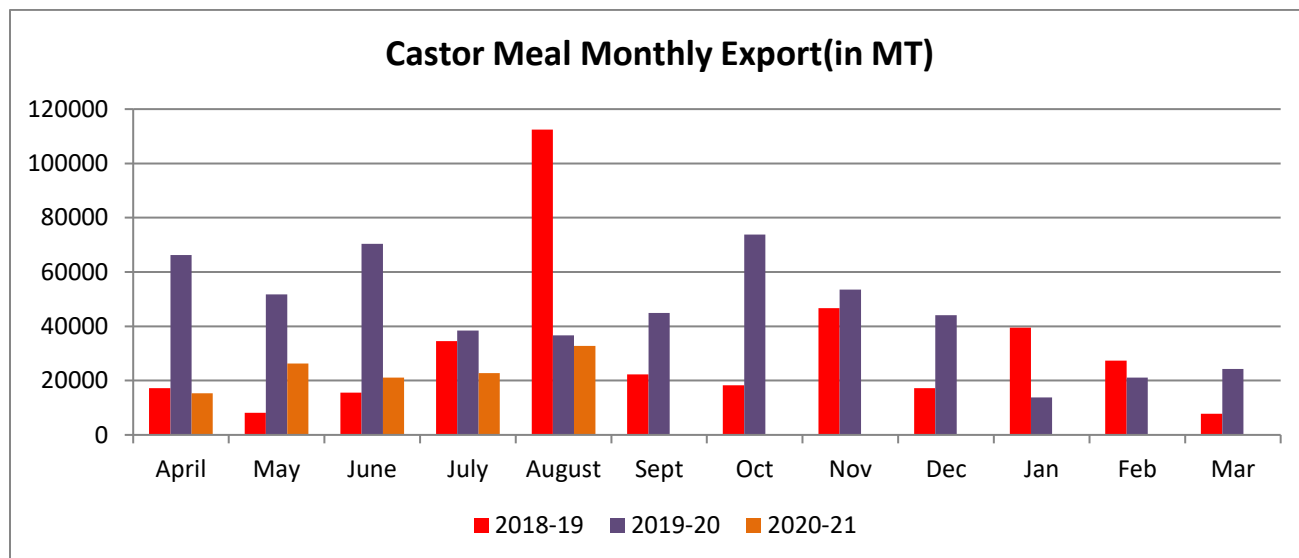
State	Normal Area	Area sown reported			Absolute Change
		This Year	% of Normal	Last Year	
Andhra Pradesh	0.40	0.18	44.89	0.33	-0.15
Gujarat	6.15	5.80	94.24	6.79	-0.99
Rajasthan	1.69	1.40	82.77	1.54	-0.15
Telangana	0.38	0.14	35.78	0.23	-0.09
All-India	9.07	7.74	85.4	9.10	-1.36

Castor Price TrendDeesaMandi:



Source: Agriwatch

Castor Meal Monthly Export:



Source: Sea of India

Meal Export Summary:

The Solvent Extractors' Association of India has compiled the export data for export of oil meals for the month of August 2020 and provisionally reported at 171,515 tons compared to 228,484 tons in August, 2019 i.e. down by 25%. The overall export of oil meals during April to August 2020 is provisionally reported at 1,013,177 tons compared to 1,146,295 tons during the same period of previous year i.e. down by 12%. The Solvent Extractors' Association of India has compiled the export data for export of oil meals for the month of August 2020 and provisionally reported at 171,515 tons compared to 228,484 tons in August, 2019 i.e. down by 25%. The overall export of oil meals during April to August 2020 is provisionally reported at 1,013,177 tons compared to 1,146,295 tons during the same period of previous year i.e. down by 12%.

State wise Wholesale Prices Weekly Analysis for Castor Seed Third week December, 2020

State	Prices 16-23 Dec 2020	Prices 09-15 Dec 2020	Prices 16-23 Nov 2019	% Change(Over Previous Week)	% Change(Over Previous Year)
Karnataka	3785.37	3433.18	5000	10.26	-24.29
Gujarat	4111.1	4038.08	4287.36	1.81	-4.11

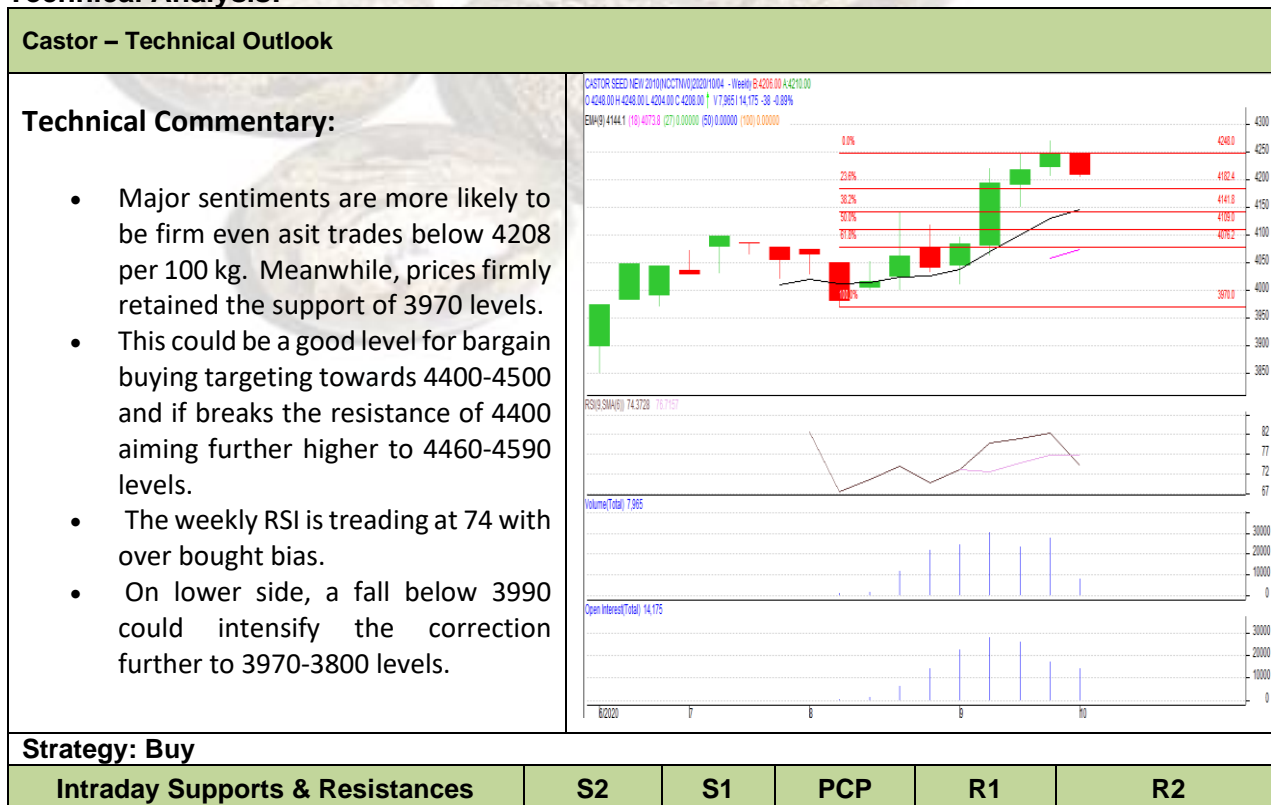
Maharashtra				--	--
Rajasthan	3921.09	3889.91	4105.34	0.8	-4.49
Andhra Pradesh	3599.19	3262.61	4086.16	10.32	-11.92
Tamil Nadu		4709		--	--
Telangana			4122.94	--	--
Average	3854.19	3866.56	4320.36		

Prices in Rs/Quintal

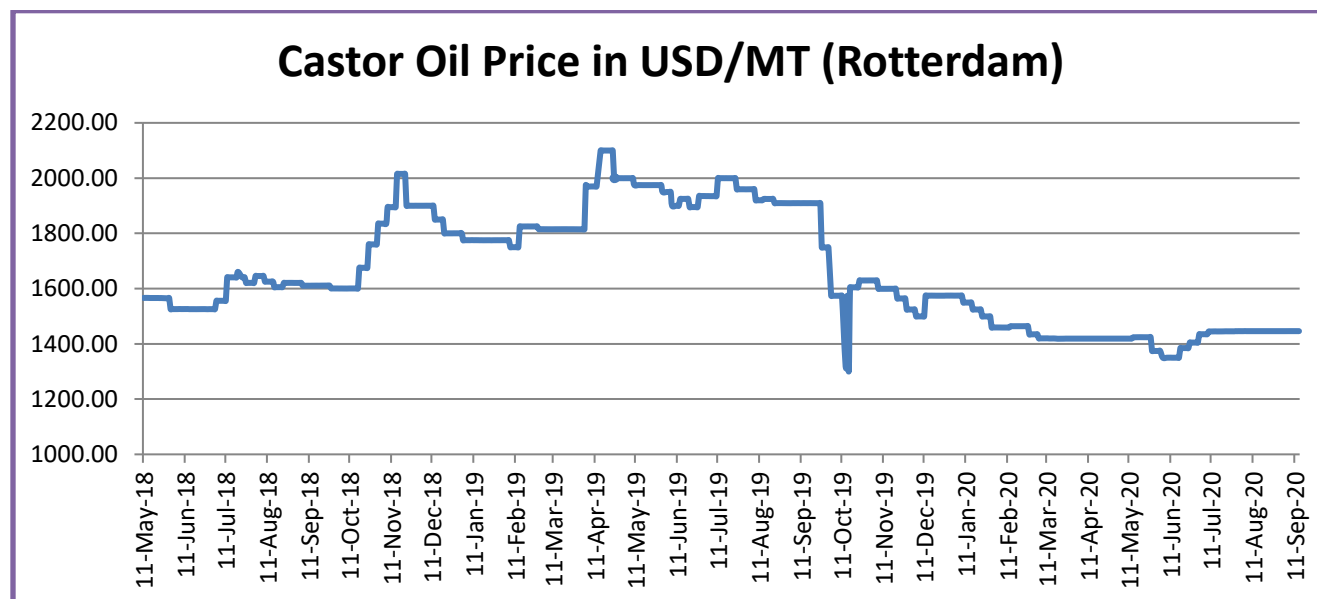
Cash Market Price Outlook for Spot Price

Expected Range	Rs/Qtl.(Low)	Rs /Qtl.(High)
Short term (15 days)	3850-3950	3900-4350
Medium Term (30 days)	4200-4300	4400-4600

Technical Analysis:



Castor	NCDEX	Jan	3800	3950	4208	4450	4500
Pre Weekly Trade Call			Call	Entry	T1	T2	SL
Castor	NCDEX	Jan	Buy	4200	4235	4265	4180

Rotterdam Price:


Source: Agriwatch

Comparative Prices Of Castor Products Including Seed					
	21stAu g'20	14thAu g'20	21stJu l'20	21stAu g'19	CHAN GE %
Castorseed (Gujarat)((Rs./M.T) Ex-Mandi	40150	40350	40500	55712	-38.76
Castor Meal Export (FAS) (US\$ / MT),Ex Kandla	71.00	71.00	52.00	108.00	-52.11
EXPORT (FOR) Ports (Rs./MT)Castor meal bulk Kandla	4850	5150	3650	7459	-53.79
Castor Oil (First Grade) FOB Kandla (Export)\$ /Tonne	1150	1150	1165	1621	-40.96
Local rates for oil in domestic market(Rs./M.T.) for comm.	85500	85500	86000	115570	-35.17

Source: SEA.

Castor Seed Weekly Prices at Key Spot Markets:

Commodity	Market	Price (Rs/ Quintal)		Change
		17th Feb to 23rd Feb 2021	10th Feb to 16th Feb 2021	
Center				



Gujarat	Patan	4350	4372	-22
	Harij	4361	4381	-20
	Rajkot	4237	4252	-15
	Gondal	4293	4309	-17
	Deesa	4319	4357	-38
	Bhabar	4331	4385	-54
	Mehsana	4340	4372	-32
	Kadi	4383	4414	-31
	Sabarkatha	4365	4389	-24
	Gandhi Nagar	4329	4375	-46
	Ahmedabad (Sanand)	4248	2833	1415
	Halvad	4363	4452	-90
	Junagadh	0	710	-710
	Dhrol	0	0	Unch
Rajasthan	Jodhpur	4282	4327	-45
	Sumerpur	4206	4258	-53

Castor Seed Cumulative Arrivals in Key Centers:				
Center	Market	17th Feb to 23rd Feb 2021	10th Feb to 16th Feb 2021	Change
Gujarat	Patan	15900	14544	1356
	Harij	3375	3300	75
	Rajkot	1120	900	220
	Gondal	2500	2640	-140
	Deesa	2213	1805	408
	Bhabar	3000	2925	75
	Mehsana	3440	3360	80
	Kadi	10152	9632	520
	Sabarkatha	1680	2080	-400
	Gandhi Nagar	2625	3075	-450
	Ahmedabad (Sanand)	15	15	Unch
	Halvad	3900	4050	-150
	Junagadh	0	110	-110
	Dhrol	0	0	Unch
Rajasthan	Jodhpur	0	0	Unch
	Sumerpur	2080	1280	800
Total Arrivals/Above Markets		52000	49716	2284



Disclaimer

The information and opinions contained in the document have been compiled from sources believed to be reliable. The company does not warrant its accuracy, completeness and correctness. Use of data and information contained in this report is at your own risk. This document is not, and should not be construed as, an offer to sell or solicitation to buy any commodities. This document may not be reproduced, distributed or published, in whole or in part, by any recipient hereof for any purpose without prior permission from the Company. IASL and its affiliates and/or their officers, directors and employees may have positions in any commodities mentioned in this document (or in any related investment) and may from time to time add to or dispose of any such commodities (or investment). Please see the detailed disclaimer at © 2020 Indian Agribusiness Systems Pvt. Ltd.

