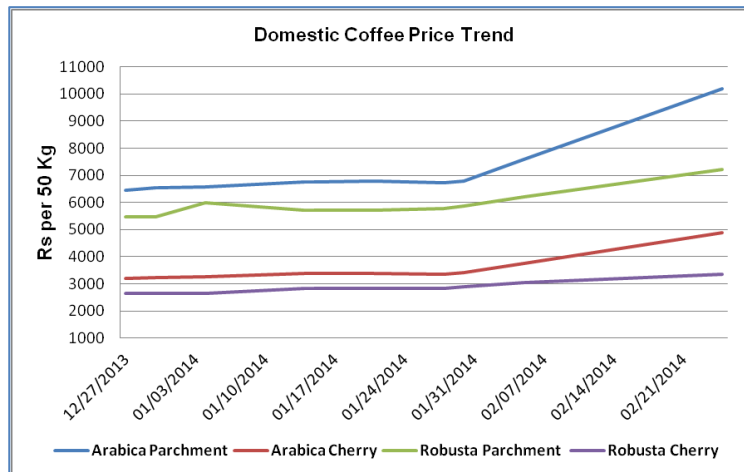


Domestic and Export Trade:



Domestic Coffee Prices

Center	Category	Price (Rs/50 Kg)		Chg
		25.2.2014	5.2.2014	
Karnataka	Arabica Parchment	10400	7650	2750
	Arabica Cherry	5000	3800	1200
	Robusta Parchment	7350	6300	1050
	Robusta Cherry	3350	3100	250

The domestic coffee prices traded with the firm tone owing to bullish cues from the international coffee market and weak production outlook in the current season. Arabica parchment rose 35.9% compared to 5 Feb., 2014. In Karnataka the Arabica parchment prices were quoted at around Rs 10000-10400 per 50 kg as on 25 Feb., 2014.

According to Karnataka Planters Association (KPA) for the current harvesting season, which has just ended, the production of beans for 2013-14 is seen in the range of 280,000 tons, about 12% lower than the previous year which consist of 90,000 tons of Arabia and 190,000 tons of Robusta due to heavy monsoon rains between July and September 2013.

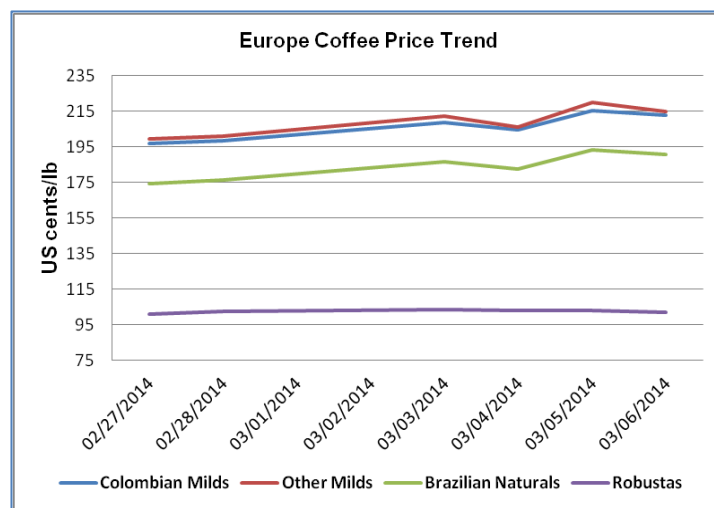
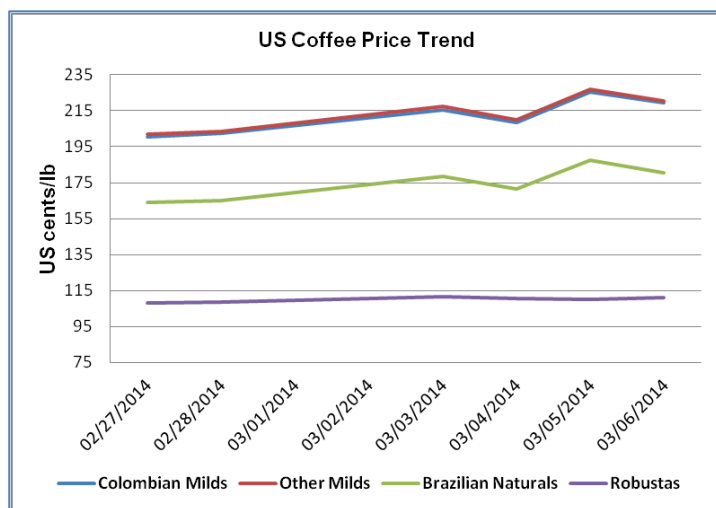
The coffee prices are likely to gains in the coming weeks. However, average demand at higher quotes may limit the upside risk in the prices.

International Development and Impact:

The coffee prices gained during the week in international market due to dry weather condition in Brazil and lower global production outlook.

Market participants are expecting 53-54 million bags this year compared with the previous forecast from December of 56-57 million bags. Moreover, International Coffee Organization (ICO) forecast global coffee deficit at least 2 million bags (60-kg) in the 2014/15 crop year.

International Coffee Price Trend –



International Trade:

Category	Market	Price (US cents/lb)		Chg
		6.3.2014	27.2.2014	
		167.09	155.98	11.11
Colombian Mils	USA	219.50	200.25	19.25
	Europe	212.74	197.14	15.60
Other Mils	USA	220.25	202	18.25
	Europe	214.77	199.56	15.21
Brazilian Naturals	USA	180.50	164.25	16.25
	Europe	190.78	174.53	16.25
Robustas	USA	110.83	108.25	2.58
	Europe	102.08	100.72	1.36

Outlook:

The coffee prices are likely to gains in the coming weeks.

Disclaimer

The information and opinions contained in the document have been compiled from sources believed to be reliable. The company does not warrant its accuracy, completeness and correctness. Use of data and information contained in this report is at your own risk. This document is not, and should not be construed as, an offer to sell or solicitation to buy any commodities. This document may not be reproduced, distributed or published, in whole or in part, by any recipient hereof for any purpose without prior permission from the Company. IASL and its affiliates and/or their officers, directors and employees may have positions in any commodities mentioned in this document (or in any related investment) and may from time to time add to or dispose of any such commodities (or investment). Please see the detailed disclaimer at <http://www.agriwatch.com/Disclaimer.asp>

© 2014 Indian Agribusiness Systems Pvt Ltd.