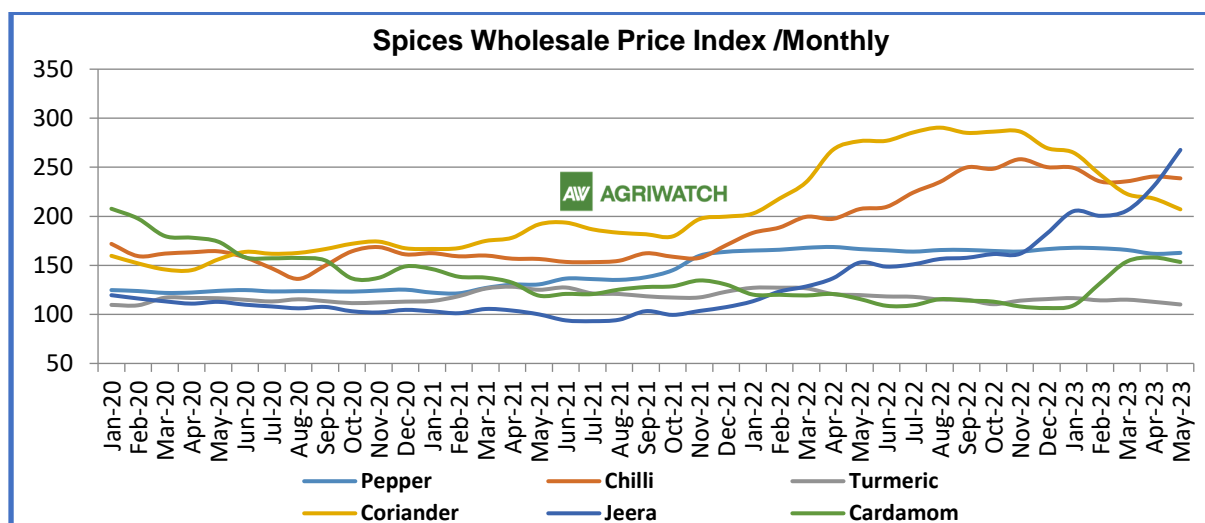

Coriander Weekly Research Report

AGRIWATCH

Spices Wholesale Price Index /Monthly

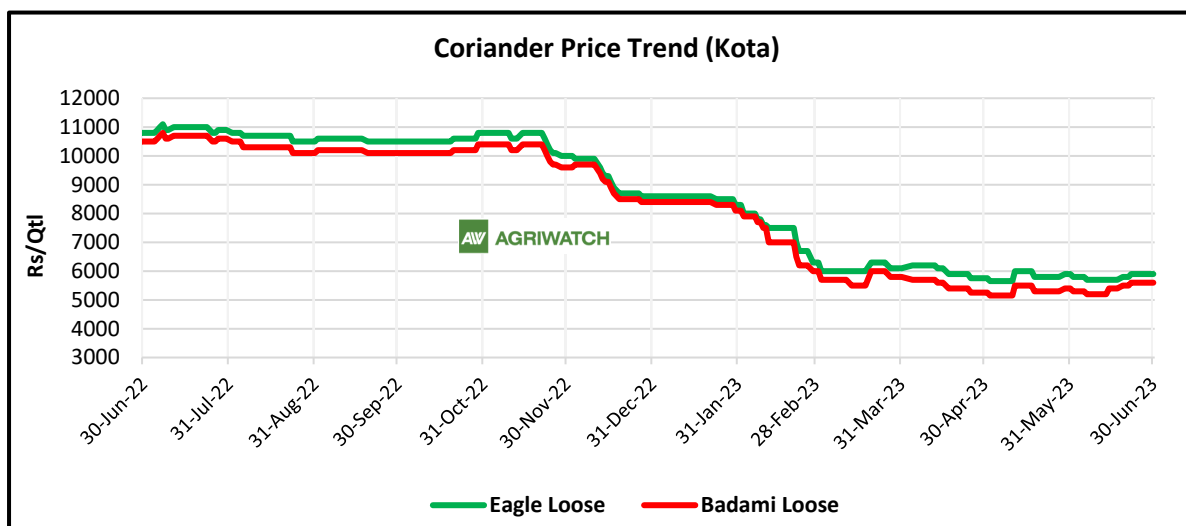


Months	Pepper	Chilli	Turmeric	Coriander	Jeera	Cardamom
Mar-23	165.7	235.7	115	222.8	205.9	153.9
Apr-23	161.8	240.5	112.8	218.1	230.7	158
May-23	162.7	238.7	110.1	207.1	267.7	153.4
Change Over Previous Month	0.9	-1.8	-2.7	-11.0	37.0	-4.6

Source - MINISTRY OF COMMERCE & INDUSTRY. Base year – 2011-12

FUNDAMENTAL ANALYSIS

CORIANDER SEED



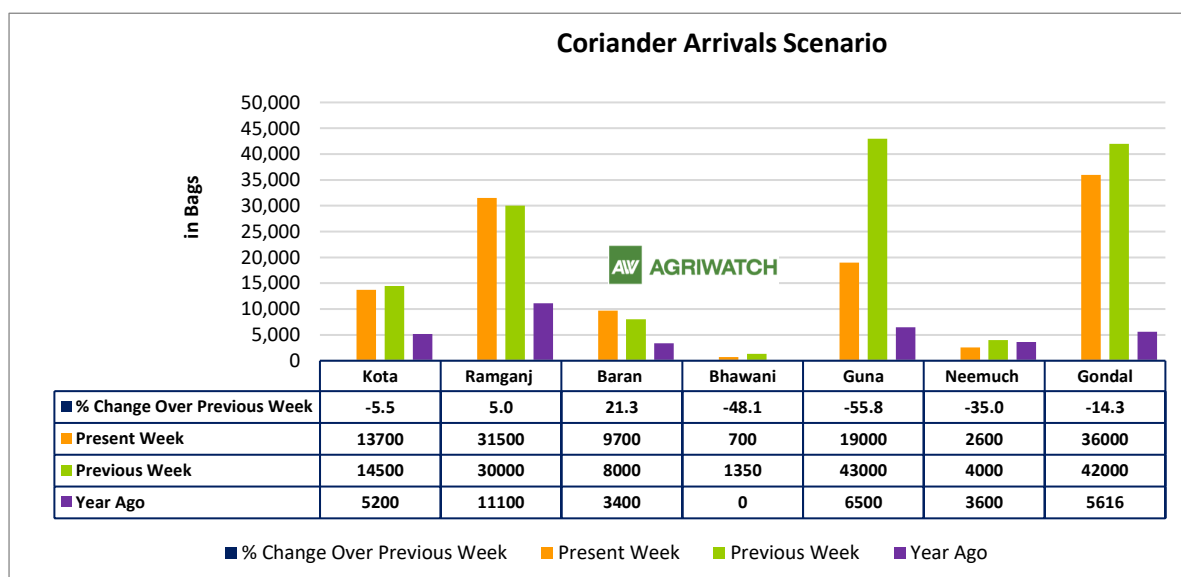
- During the past week, the Coriander spot markets showed mostly steady to weak sentiments.
- Continuous global demand is keeping the prices stable in the most of the cash markets. Normal supply in the market has put a cap on prices.
- Current season's higher stock levels may act as a limiting factor on prices, resulting in a less significant increase in Coriander prices.
- AgriWatch expects, normal demand in the upcoming week as well with strong supply pressure due to which market will trade with a marginal fluctuations of INR 100-300 per quintal.

AgriWatch Coriander Production Estimate 2023

As per AgriWatch estimates, Current year Coriander seed expected production would be around 5.22 lakh MT as compared to last year 3.10 lakh MT, up by 68.39%.

Coriander Outlook: -

For the next week, the price range for Badami variety is expected to be in between INR 5,500 – INR 6,500 per quintal and Eagle variety to move in a range INR 5,900 – INR 6,800 per quintal.



- Farmers and stockists are refraining from releasing their stocks in large quantities in order to maintain prices within a comfortable range, considering the ongoing export demand.
- AgriWatch predicts that there will be increased supply pressure in the coming weeks, resulting from the upward movement of prices.

Coriander Seed Spot Prices Weekly Change, Loose Prices (Rs/Qtl)							
State	Centre	Grade	% Change Over Previous Week	Today 30-Jun-23	Week Ago 23-Jun-23	Month Ago 30-May-23	Year Ago 30-Jun-22
Rajasthan	Kota Benchmark market	Eagle	Unch	5900	5900	5900	10800
		Eagle(Split)	Unch	6200	6200	6100	11400
		Badami	Unch	5600	5600	5400	10500
		Badami (Split)	Unch	5700	5700	5700	10900
	Ramganj	Eagle	Unch	6100	6100	5700	11000
		Eagle(Split)	Unch	6100	6100	5700	11000
		Badami	Unch	5600	5600	5200	10500
		Badami (Split)	Unch	5600	5600	5200	10500
	Baran	Scooter	Unch	8200	8200	8000	11500
		Eagle	-4.92	5800	6100	5600	10800
	Bhawani	Badami	-1.79	5500	5600	5400	10300
		Eagle	-1.75	5600	5700	5350	Closed
		Badami	-1.85	5300	5400	5150	Closed
		Scooter	-1.69	5800	5900	5700	Closed
		Double Parrot	Unch	6500	6500	Closed	Closed
Madhya Pradesh	Guna	Badami	-5.08	5600	5900	5200	10500
		Eagle	4.62	6800	6500	5800	10800
		Scooter	4.23	7400	7100	6500	11500
	Neemuch	Badami	Unch	5800	5800	5600	10900
		Eagle	3.17	6500	6300	6200	11400
		Scooter	1.49	6800	6700	7200	11800
Gujarat	Gondal	Badami	Unch	5800	5800	5250	11205
		Eagle	Unch	6200	6200	6000	11305
Delhi	Khari Baoli (Delhi)	Eagle (Dal)	Unch	7100	7100	7200	12200
		Eagle	Unch	7600	7600	7700	12700
		Scooter	Unch	10500	10500	10400	13700

TECHNICAL ANALYSIS



Disclaimer

The information and opinions contained in the document have been compiled from sources believed to be reliable. The company does not warrant its accuracy, completeness and correctness. The use of data and information contained in this report is at your own risk. This document is not, and should not be construed as an offer to sell or solicitation to buy any commodities. This document may not be reproduced, distributed or published, in whole or part, by any recipient hereof for any purpose without prior permission from the Company. IASL and its affiliates and/or their officers, directors and employees may have positions in any commodities mentioned in this document (or in any related investment) and may from time to time add to or dispose of any such commodities (or investment). Please see the detailed disclaimer at <http://www.agriwatch.com/disclaimer.php> © 2023 Indian Agribusiness Systems Ltd.