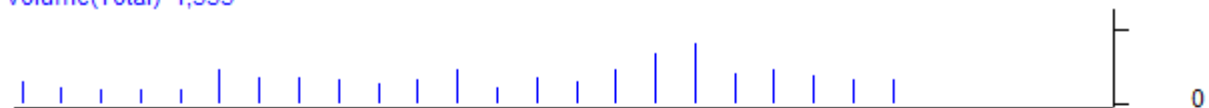



Commodity: Kapas
Contract: Continuous Chart (C1)
Exchange: NCDEX
Kapas

 KAPV797SRN 1st(NCKAPC1)2017/05/20 - Daily B:982.50 A:983.50
 O 983.00 H 983.00 L 983.00 C 983.00 V 0 12,759 0 +0.00%


Volume(Total) 1,555




Open Interest(Total) 2,759



RSI(9,SMA(6)) 42.1990



MACD(12, 26, 12) 0.000000 DAV 0.000000 DIF 0.000000


Technical Commentary:

- Kapas prices, volume and O.I decreased indicating consolidation in the market.
- RSI is hovering in neutral zone.
- MACD signal line and center line denotes neutral crossover.

Strategy : Sell

Intraday Supports & Resistances			S1	S2	PCP	R1	R2
Kapas	NCDEX	C1 Chart	966	950	983	1050	1100
Intraday Trade Call*			Call	Entry	T1	T2	SL
Kapas	NCDEX	C1 Chart	Sell	Below 985	978	974	989

*Do not carry forward the position until the next day.

Commodity: Cotton
Contract: May
Exchange: MCX
Expiry: 31st May, 2017
Cotton

Technical Commentary:

- Cotton prices and O.I decreased while volume increased for the day.
- RSI is hovering in a neutral zone.
- MACD signal line and center line denotes bearish crossover.

Strategy: Sell

Intraday Supports & Resistances			S1	S2	PCP	R1	R2
Cotton	MCX	May	20400	20300	20940	21500	22000
Intraday Trade Call*			Call	Entry	T1	T2	SL
Cotton	MCX	May	Sell	Below 20940	20870	20830	20980

*Do not carry forward the position until the next day.

Disclaimer

The information and opinions contained in the document have been compiled from sources believed to be reliable. The company does not warrant its accuracy, completeness and correctness. Use of data and information contained in this report is at your own risk. This document is not, and should not be construed as, an offer to sell or solicitation to buy any commodities. This document may not be reproduced, distributed or published, in whole or in part, by any recipient hereof for any purpose without prior permission from the Company. IASL and its affiliates and/or their officers, directors and employees may have positions in any commodities mentioned in this document (or in any related investment) and may from time to time add to or dispose of any such commodities (or investment). Please see the detailed disclaimer at <http://www.agriwatch.com/Disclaimer.php> © 2017 Indian Agribusiness Systems Pvt Ltd.