

## Domestic market summary

### **Domestic Market Scenario:**

Cotton sowing is progressing across India for the coming 2021-22 season. Till 02<sup>nd</sup> September 2021 cotton sowing across India has reached 118.13 lakh hectares compared to previous season sowing at 126.45 lakh hectares during the same time. Cotton Corporation of India may not require procuring more than 30 lakh bales in 2021-22 season. Cotton Corporation of India has procured around 92 lakh bales of cotton during the ongoing 2020-21 season. Gujarat Shankar-6 variety cotton spot prices in Cotton Association of India stood high around Rs.56,348/ candy in August'21.

**Monthly Price Outlook :** The Kapas prices likely to remain firm between Rs. 7100-7800/q in the Rajkot market and the prices of medium staple length in Adoni market are likely to hover around Rs. 5700-7500/q in the coming month.

### **Major Market Highlights:**

According to the latest data available from Cotton Association of India, the total cotton supplies from October 2020 to July 2021 stood at 482.61 lakh bales. This consist market arrivals of 348.61 lakh bales upto 31<sup>st</sup> July 2021. Cotton Association of India has reduced its July estimate for 2020-21 cotton crop by 1.50 lakh bales to 354.50 lakh bales from its previous estimate of 356 lakh bales due to the lower production expected in the central zone and southern zones. The Cotton production estimate for the central zone has been reduced by 0.50 lakh bales to 193.50 lakh bales from 194 lakh bales estimated during the previous month. Cotton crop estimate for the southern zone has been reduced by 1 lakh bales to 90.50 lakh bales compared to the previous estimate of 91.50 lakh bales. Further, the cotton consumption was estimated at around 275 lakh bales, and exports up to 31<sup>st</sup> July'2021 were estimated to be 70 lakh bales, cotton imports have also reached 9 lakh bales till 31<sup>st</sup> July'2021 and stock at the end of July'2021 was estimated at 137.61 lakh bales.

During the 2020-21 season, Telangana has becomes the country's largest supplier of cotton. Telangana has supplied about 178.55 lakh quintals of cotton during the Kharif (Vaankalam) Marketing season 2020-21. According to the State the cotton procurement is almost double the cotton procured by Maharashtra which stood with 91.98 lakh quintals. The cotton crop was sold to Cotton Corporation of India which is in addition to the crop purchased by private businessmen. All of the cotton crop was purchased from farmers at Minimum Support Price of Rs. 5825 per quintal as part of the Centre's Price Support Scheme aimed at eliminating middlemen and support farmers. All the payments to the farmers for their produce are made directly into their bank accounts by the concerned procuring agencies.

According to ICAR-Central Institute of Cotton Research (CICR), Nagpur the overall acreage for 2021-22 cotton season could be 2-3% lower than the previous year. Cotton acreage was reported at 130.37 lakh hectares last season. The initial estimates for current season were around 130 lakh hectares, but sowing has been completed only on 116 lakh hectares till 13<sup>th</sup> August 2021. Sowing in the north is almost complete with Punjab reporting a slight dip. The sowing has been normal in Haryana while Rajasthan and Gujarat had reported dry spells earlier in June-



July. There has been a dip in Maharashtra sowing since farmers shifted to other crops like soybean and groundnut, but some pick up is likely to be seen in Andhra Pradesh and Tamil Nadu in the coming month.

The Central government plans for setting up research centers of ICAR- All India Coordinated Research Project on cotton at Warangal and Adilabad have commenced. According to the Union State Textile Minister the center had initiated a step for the promotion of Indian cotton under the brand name “Kasturi Cotton India”. The ICAR research center will provide the necessary technical support in the form of test parameters and acceptance criteria for the branding on Indian cotton.

According to USDA’S Cotton Products update report, For the 2021-22 season India’s cotton production is forecasted at 29.0 million bales, unchanged from the last month and up by around 2 percent from the previous year (28.0 million bales). The area harvested is forecasted at 12.9 million hectares marginally down from last month due to the slow progression of the southwest monsoon and competition with other crops such as soybean and pulses. Kharif cotton planting is underway in central and southern India as the two week monsoon delay has been followed by intense rains across the cotton producing states. Mill consumption is good at 25.5 million bales buoyed by strong export orders.

Cotton crop gets infected with parawilt in Mansa district. Due to the sudden change in the temperature cotton crop in some villages of Mansa district was affected by parawilt diseases. The disease is mainly caused due to rains when the temperature was high. As per agricultural experts, parawilt is also caused when the crop is sown in saline water. Cotton crops in villages like Jatana Kalan, Naharan, Karandi, Khaira Khurd, Khaira Kalan, Jhanda Khurd, Jhanda Kalan in Mansa district has shown signs of parawilt. The Agriculture Department has asked farmers not to panic over the attack as it could be controlled by spraying insecticides which are distributed free of cost by the government.

Gujarat textile sector expects boost in cotton exports. With the center announcing the new rate under the Rebate on Duties and Taxes on export Products (RoDTEP) scheme, textile exporter are expecting a boost in order volumes backed by better cost competitiveness. As per the new rates, RoDTEP extends incentives of 2.5% to 4.5% on the export of yarn and fabric of different kinds.

Cotton has been purchased at Rs. 6,500 per quintal in Mansa. Cotton arrivals have started coming in Mansa and has been purchased at a price of Rs. 6,500 per quintal against the minimum selling price of Rs. 6,025 per quintal. As per the market sources, the rise in prices is due to the competitive bidding amongst the private players including the cotton traders and factories which are placing bids and quoting higher price to purchase the produce.

Cotton ginner are expecting a good season in 2020-21. Cotton ginner across the country are hopeful of a better season in 2021-22 after a couple of lacklustre years. Cotton prices are currently ruling high at over Rs 7,000 per quintal. And cottonseed prices are hovering around Rs 4,500- 5,000 per quintal. The prices have been increasing as consumption by mills is strong and there is good demand for yarn. The Centre has fixed an MSP for medium staple cotton at Rs 5,716 per quintal for the 2021-22 season, higher than the previous year’s Rs 5,515. For the long-staple cotton, the MSP for 2021-22 has been fixed at Rs 6,025 per quintal, against Rs 5,825 in the previous year.

Modified cotton fabric which absorbs air pollutants has been developed by IIT Delhi. Researcher from IIT Delhi had developed a modified cotton fabric that is capable of absorbing harmful air pollutants like benzene, aniline, styrene etc. The modified cotton has been named as Zeolite Imidazolate Framework (ZIF) - 8@CM cotton and ZIF-67@CM cotton.

Cotton acreages are expected to come down by 15 percent. According to the cottonseed industry, the cotton acreages are expected to come down of about 15 percent with farmers shifting to oilseeds and pulses cultivation in several parts of the country. It may go down from the previous year's area of 129 lakh hectares.

Maharashtra has completed sowing on 139.10 lakh hectares for the current kharif season. Farmers from Maharashtra have completed 92 % of the kharif sowing operations. The average area under Kharif is around 139.10 lakh hectares along with sugarcane in the state. The state had completed sowing on nearly 137.23 lakh hectares by 10<sup>th</sup> August 2021. Excluding sugarcane, the sown area was around 136.01 lakh hectares, accounting for nearly 95.80% of the total sowing operations. Due to long breaks in monsoon and subsequent heavy rains, there has been attack of various pests and diseases. Some cotton fields in Marathwada and Vidarbha have reported pest infestation.

### Cotton Production:

(Quantity in Lakh Bales)

Year	2017-18	2018-19	2019-20	2020-21*
State	Production			
Punjab	9.00	8.50	9.50	10.00
Haryana	23.60	23.00	25.50	23.00
Rajasthan	23.40	28.00	28.00	30.00
Gujarat	105.00	88.00	95.00	93.00
Maharashtra	83.00	74.09	87.00	88.00
Madhya Pradesh	21.50	23.05	18.00	22.00
Telangana	51.50	36.00	52.00	49.00
Andhra Pradesh	18.50	14.91	15.25	15.00
Karnataka	18.75	15.50	20.00	25.00
Tamil Nadu	5.75	5.00	5.00	5.00
Orissa	4.00	4.00	3.75	4.00
Others	1.00	1.00	1.00	1.00
<b>TOTAL</b>	<b>365</b>	<b>321.05</b>	<b>360.00</b>	<b>365.00</b>

As per the latest estimates by Agriwatch, cotton output in the country during the season 2019-20 would be around 362.0 lakh bales (of 170 kg each). The cotton output in the 2020-21 season is estimated to increase to around 365.0 lakh bales, as the area sown under cotton has increased.

Due to the good export parity in the 2019-20, exports are likely have increased to 50 lakh bales. Whereas, the imports in 2020-21 are likely to decline to around 10 lakh bales from 15 lakh bales in 2019-20.

The total cotton availability by the end of the season in 2019-20 is estimated at 402.8 lakh bales and even an even higher availability is expected in 2020-21 season of around 478.8 lakh bales.

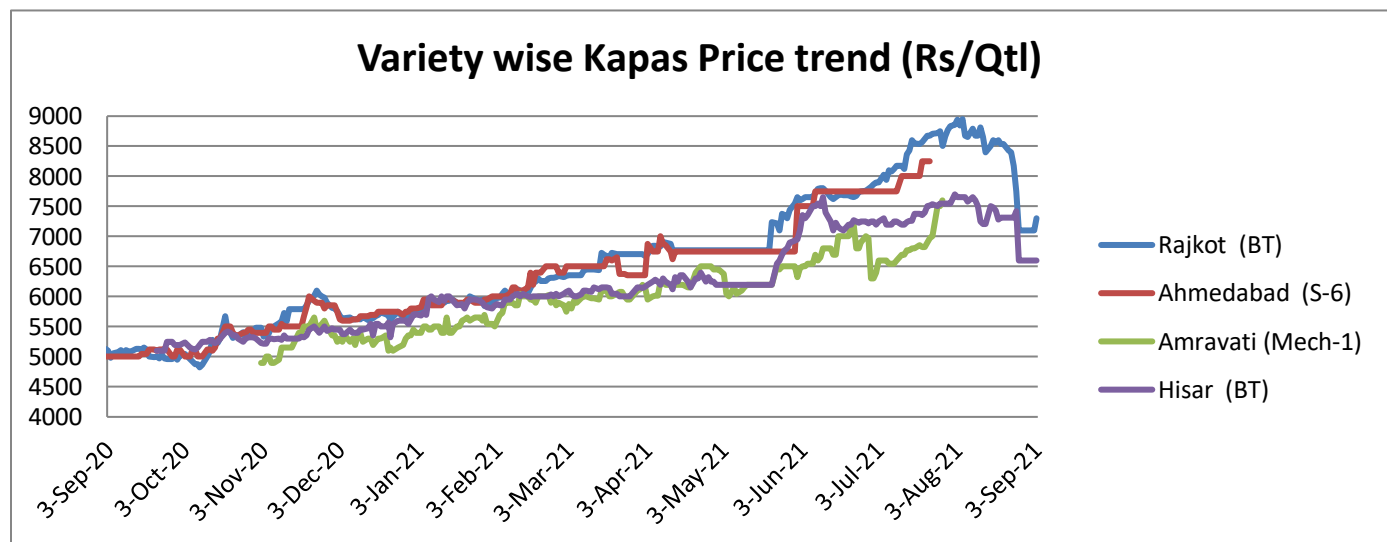
Total domestic mill consumption (excluding non- mill consumption) in 2020-21 is expected to increase to 274.00 lakh bales in 2020-21, with the coming of festivals and also due to relaxation in lockdown restrictions in several states across the country.

So, the decline in consumption has result in higher ending stocks of around 103.82 lakh bales in 2019-20 and is likely to occur this year too, the ending stocks by the end of 2020-21 season is estimated to be 78.82 lakh bales. Although, as per Cotton Corporation of India the country had exhausted all its stocks and is now left with only 9 lakh bales before the start of the season in October, due to strong demand for cotton in the market but CAI and various government agencies data is yet to be released.

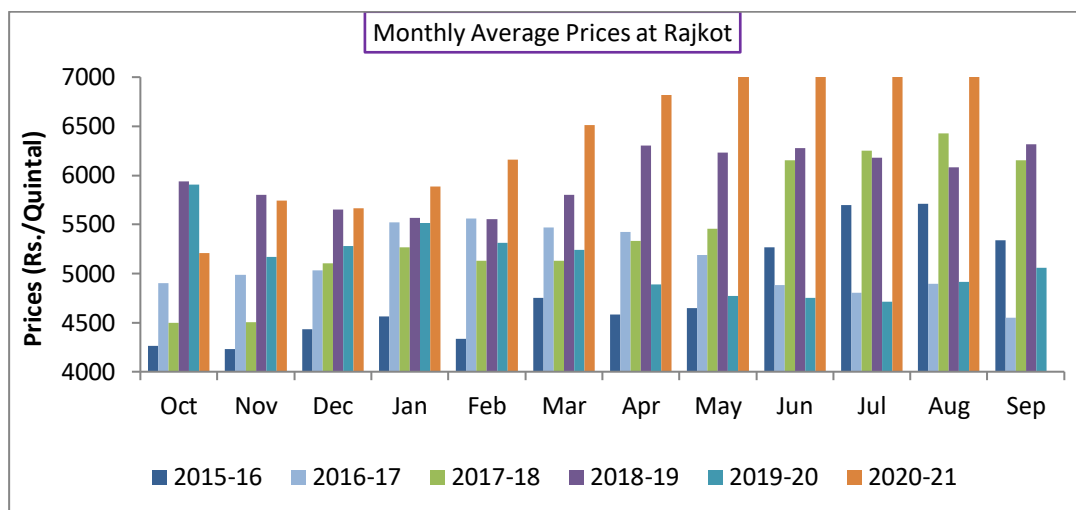
### Domestic Cotton Prices Scenario

#### Kapas (Raw Cotton) Monthly Price Scenario

**Monthly Price Review:** Monthly kapas average price at Rajkot and other markets were significantly lower and stood at Rs.8413/quintal in Rajkot and Rs. 7350/quintal in Hisar.



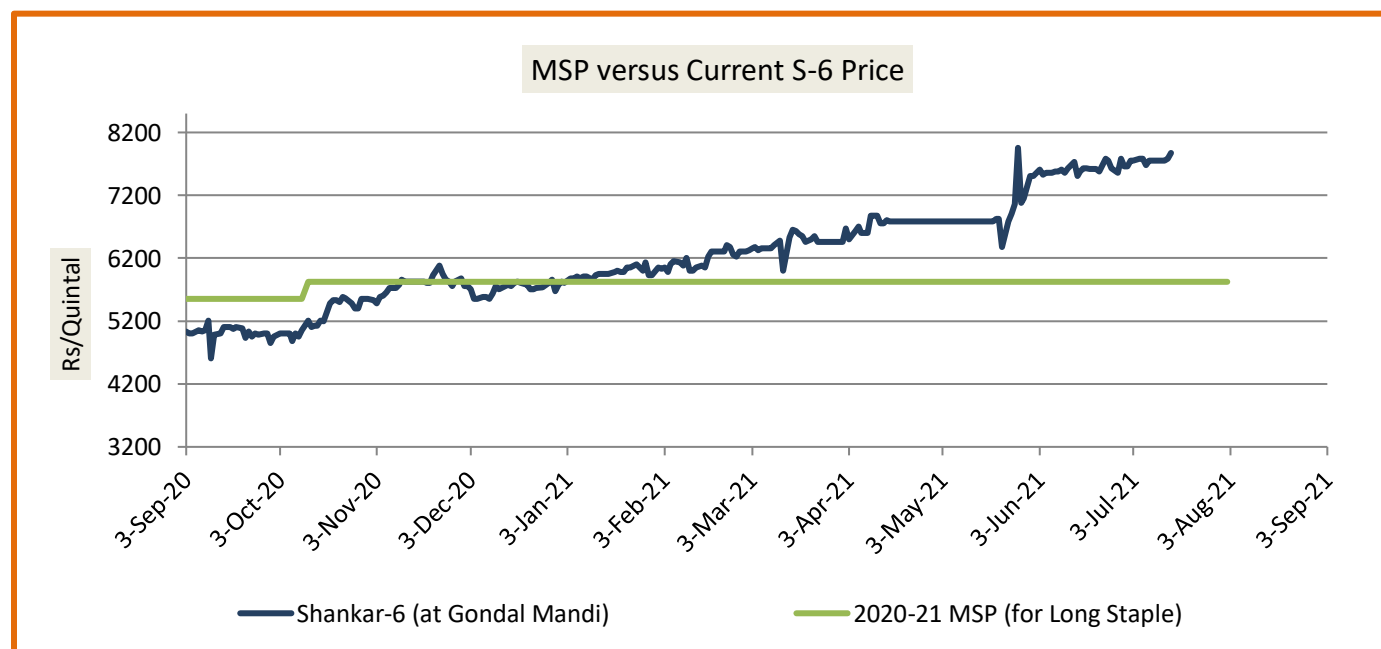
## Kapas Monthly M-o-M Price Scenario



The arrivals in the month of August were lower in the market but the monthly average price were higher at Rs. 8527/q compared to the prices during the corresponding month of the previous season.(Rs. 4916/q)

## Spot Price versus MSP

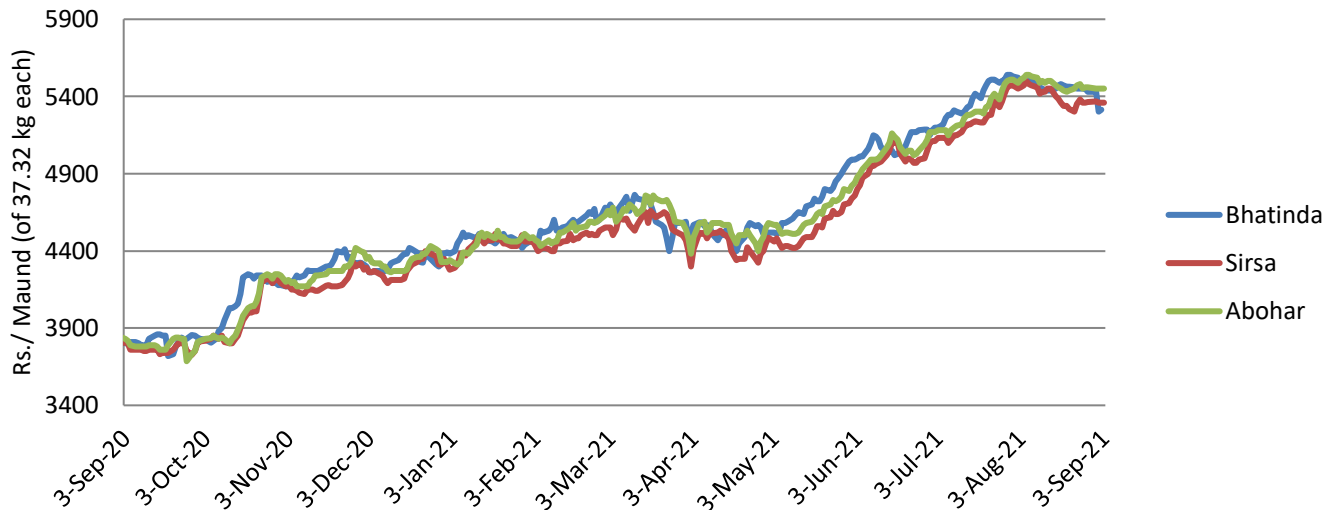
There were no arrivals during the past month.



### Lint price Outlook

The prices in the northern states were firm during August. Monthly average price of Lint at Sirsa stood higher at Rs.5455per maund of 37.32 kg each in August.

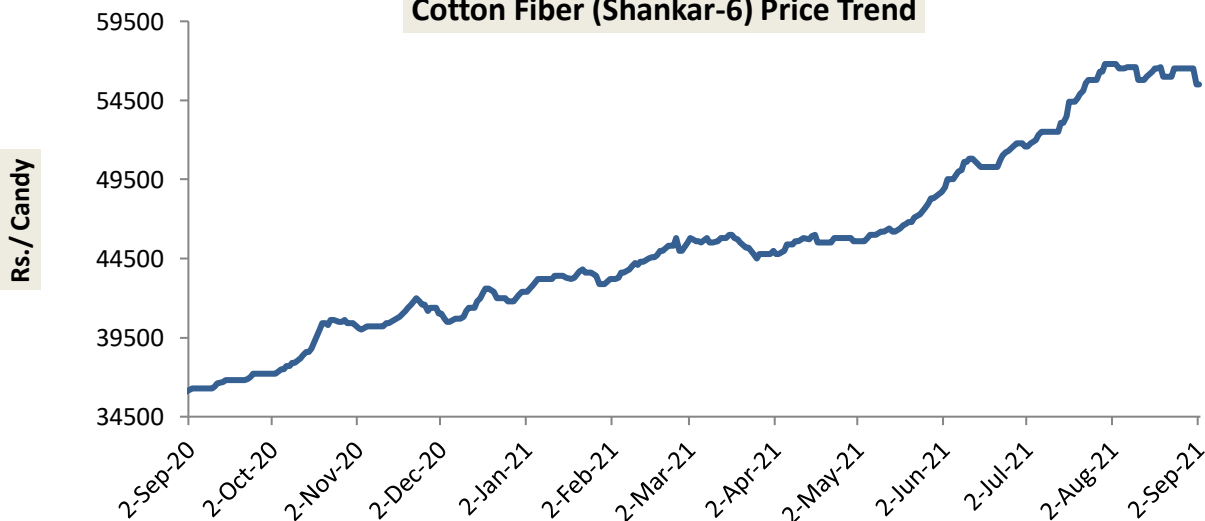
#### Lint Price Trend at Key Centers



### Cotton Fiber price Outlook

The average spot price quoted for Shankar-6 (29mm) by CAI was Rs.54004per candy (of 355.6 kg each) during July, up by Rs.40446 per candyfrompreviousmonth.While the prices during the same month last year were firm around Rs. 34700 per candy. Agriwatch expects cotton fiber to remainrange-bound around of Rs.54,500-60,000per candy in the coming monthamid increase in kapas MSP.

#### Cotton Fiber (Shankar-6) Price Trend

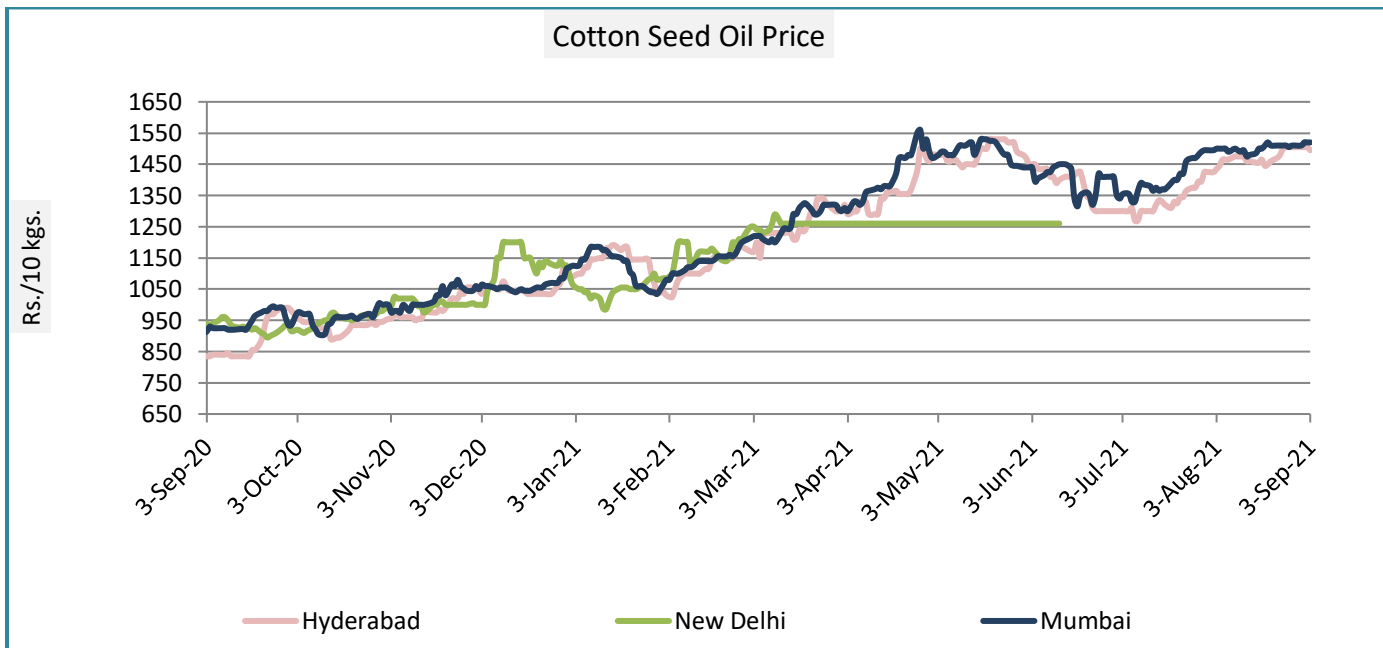


## Cotton Seed Oil and Cotton Seed Oil Cake

### Cotton Seed Oil monthly Price Scenario

The monthly average price in Hyderabad stood at Rs.1483 per 10 Kg, and followed by Rs. 1483 kg in Rajkot and Rs.1503 per 10 kg in Mumbai.

Centers	Monthly Average Price as on (Rs/10 kg.)		% Change
	August	July	
New Delhi	-	-	-
Rajkot	1483	1403	5.69
Hyderabad	1483	1380	7.46
Mumbai	1503	1417	6.07

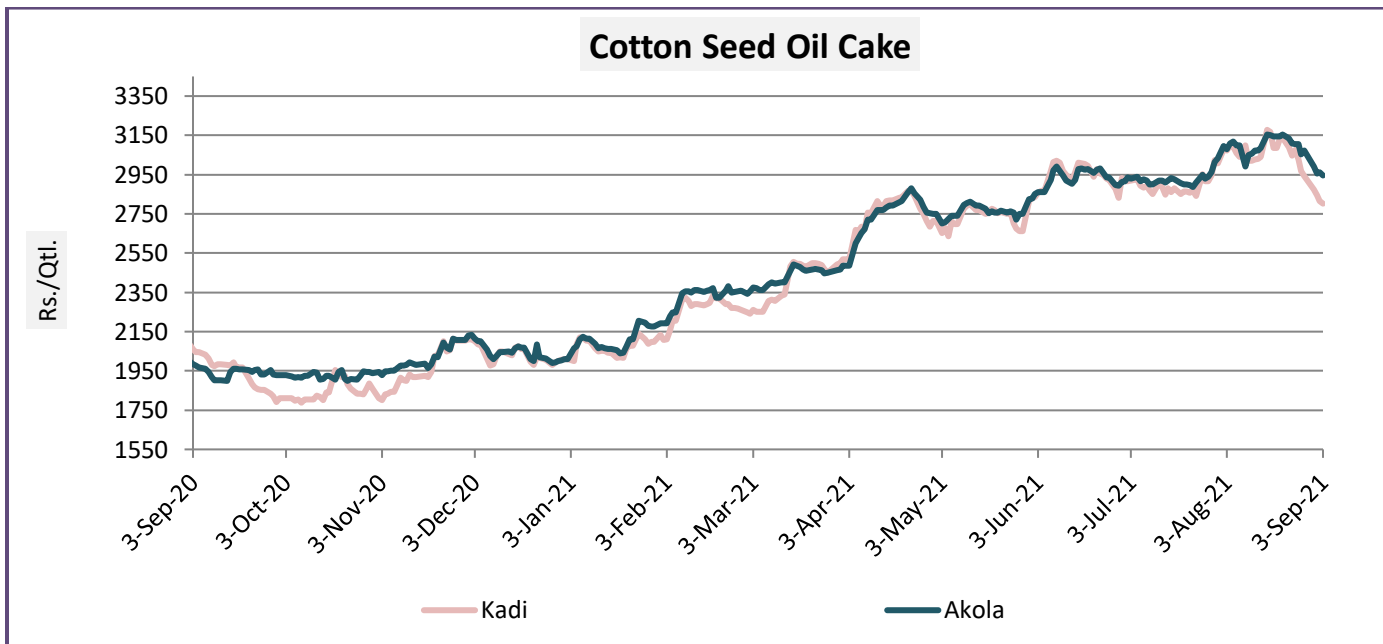


### Cotton Seed Oil Cake monthly Price Scenario

The cottonseed oilcake prices have increased from the previous month. The average price of cottonseed oilcake in the Kadi market was Rs. 3060 per quintal from Rs. 2898 per quintal and in Akola was at Rs. 3095 per quintal from Rs. 2927 per quintal the previous month. The cottonseed oilcake market is expected to see new demand in September and prices are also expected to slightly rise in the coming month.

Centers	Monthly Average Price as on (Rs/quintal.)*		% Change
	Aug	July	
Kadi	3060	2898	5.58
Akola	3095	2927	5.76

\*Source: NCDEX



### International Market Scenario

ICE front month futures were up by around 4 % in Aug'21 month compared in July'21. The average of ICE Oct contract stood high around 93.91 cents/lbs in Aug, up by 4.26 percent compared to the average price that stood in July around 90.07 cents/lbs.

### **Major Market Highlights:**

- According to an International Cotton Advisory Committee Report, after a 7 percent decrease in 2020-21, cotton production is projected to increase by 3 percent in 2021-22 season to 25 million tonnes. Global Consumption has also recovered from 2019-20, to post a 12.4 percent increase to 25.5 million tonnes in 2020-21 and is projected to improve further to 25.8 million tonnes in 2021-22. Also, the concerns remain due



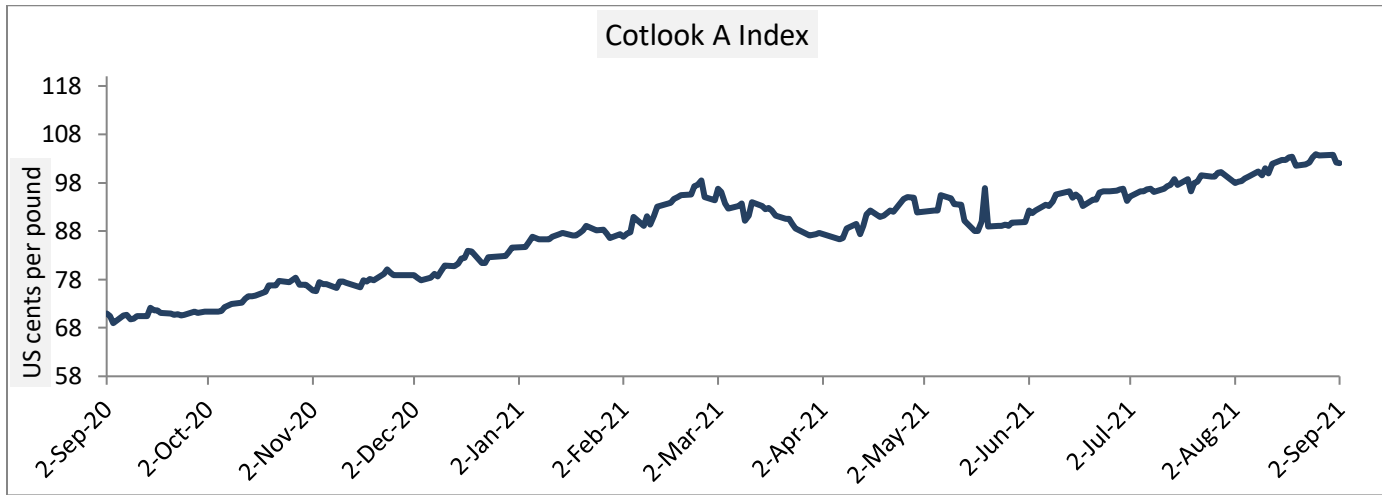
to Covid 19 stubbornness with threats from factory closures and logistical issues looming in Bangladesh and Vietnam.

- According to USDA'S World Agriculture Supply and Demand Estimate (WASDE) August report, for the 2020-21 global ending stocks are higher despite lower production and higher consumption. Global trade is raised and led by higher imports for China and Bangladesh. The U.S. 2020-21 balance reflected only a drop in exports by 50,000 bales to 16.35 million. The 2021-22 cotton crop was lowered by 118,000 tons to 3.76 million with leaving the planted acres unchanged. Exports were decreased by 44,000 tons to 3.27 million and ending stock was depressed by 65,000 tons to 0.66 million tons, down year over year by 6.3 percent.
- According to USDA'S World Agriculture Supply and Demand Estimate (WASDE) report, For 2021-22 U.S. Cotton projection, World cotton production is forecasted 546,000 bales lower at 118.84 million as reduced production in Brazil (12.50 million bales) and United States (17.26 million bales) offset higher projection for Australia, Mali, and Tanzania. Consumption is forecasted slightly higher up by 170,000 bales and ending stocks are projected at 87.2 million bales, about 500,000 bales lower than in July and 4.6 million lower than in 2020-21. India's cotton production is forecasted at 29.0 million bales, unchanged from the last month and up by around 2 percent from the previous year (28.0 million bales).
- According to the Food and Agriculture Outlook Report, India is expected to be the world's largest cotton producer till 2030. Despite the challenges including land constraints, water shortage, climate change and crop's susceptibility to pest and disease attacks, India will continue to be the World's largest cotton producer till 2030. India's cotton production is expected to expand to 7.2 million tonnes (approximately 43 million bales of 170 kg each) compared with the current output of 6 MT equivalent to roughly 36 million bales. India will contribute to as much as 40 percent global increase in cotton production during the outlook period.
- According to the Bangladesh Garment Manufacturers and Exporters Association (BGMEA), Bangladesh and India can reap more mutual trade benefits through better collaboration in apparel and textile industry as there are great opportunities for Bangladesh and India to complement each other in boosting apparel and textile business in both the countries.
- Cotton picking has started in Pakistan. Cotton picking has commenced in Pakistan, as per the Agriculture Department, quality of cotton is good and no major pest attack was observed. The farmers are not only achieving good production but are also getting good price for their produce in the market.

### Cotlook A Index

The average CotlookA Index stood higher at 101.30 US cents per lb in August month and increased by 3 percent from previous month.

Cotlook A Index	MonthlyAverage Price as on		% Change
	Aug	July	
Prices	101.30	97.56	3.84
Prices in US cents per Pound			



Source: Cotlook

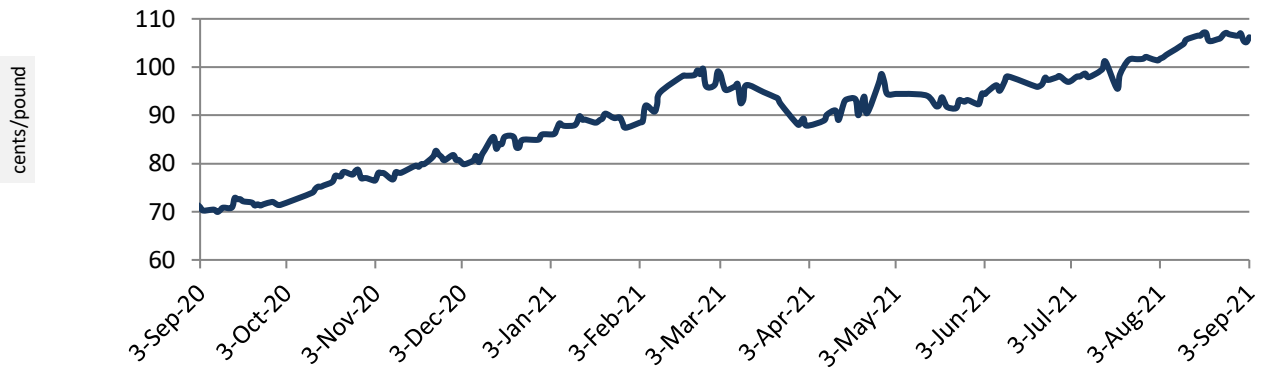
### China Cotton Index and Foreign Cotton Index

The China cotton Index prices has increased from previous month around 5 percent in August 2021.

Cotton Index	Monthly Average Price as on		% Change
	Aug	July	
FC (S)	106.42	100.51	5.88
FC (M)	105.23	99.38	5.89
FC (L)	104.09	98.25	5.95
Prices in US cents per Pound			

Source: China Cotton Association

FC Index (M)

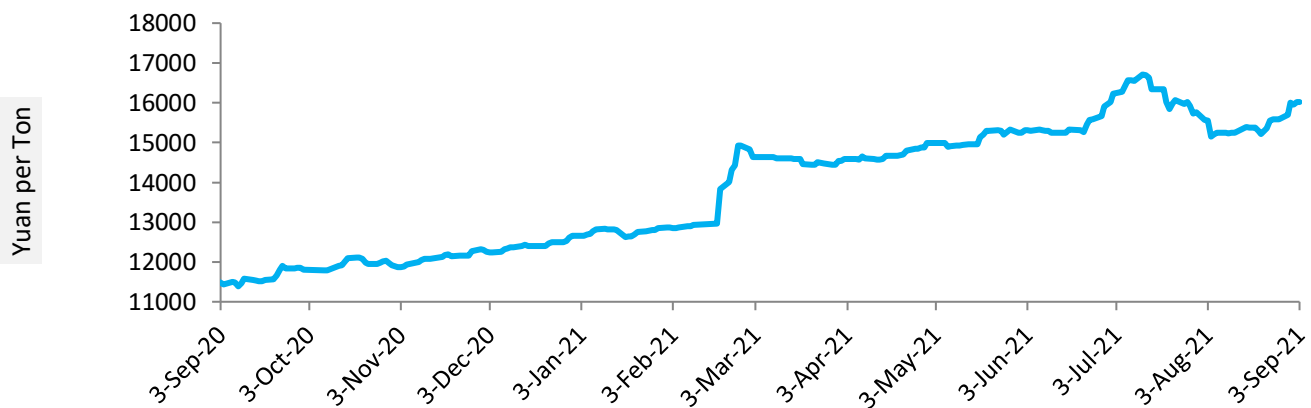


Cotton Index	Monthly Average Price as on		% Change
	Aug	July	
CCIndex(328)	18066.22	16945.32	6.61
CCIndex(527)	17023.13	15981.45	6.52
CCIndex(229)	18388.96	17282.36	6.40

Prices in Yuan per ton

Source: China Cotton Association

China Cotton Index(328)

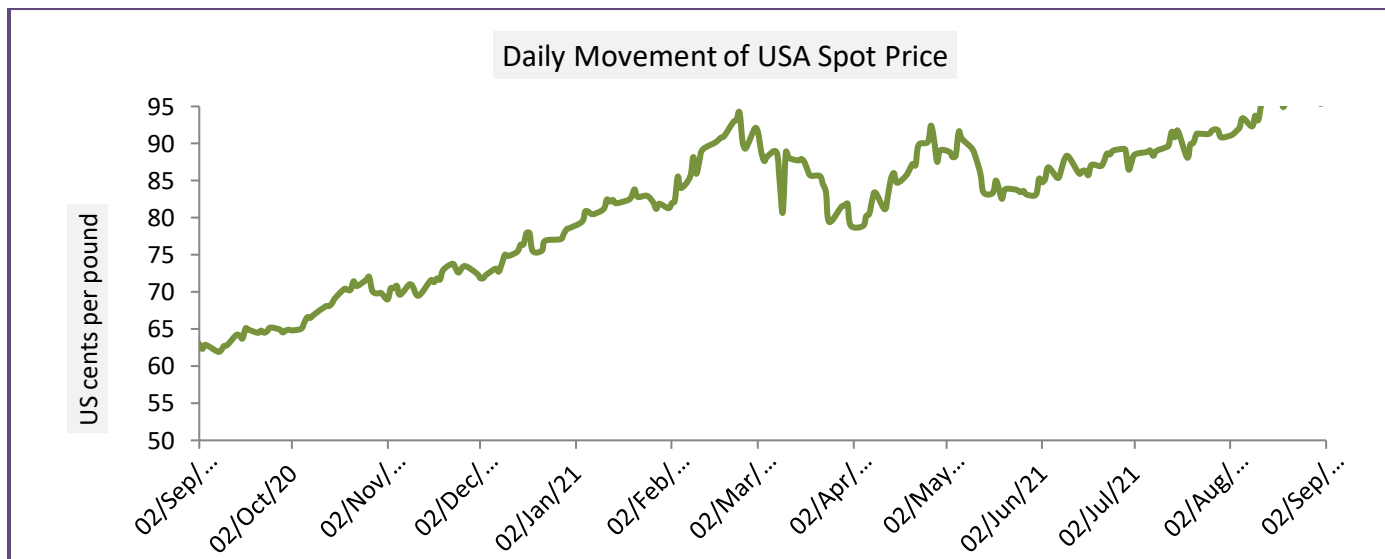


### USA Spot Prices

U.S.A Spot price for this month was at 94.85 cents/ pound higher from previous month price by 5 percent.

USA Spot Prices	Monthly Average Price as on		% Change
	Aug	July	
Prices	94.85	90.13	5.24
Prices in US cents per Pound			

Source: USDA

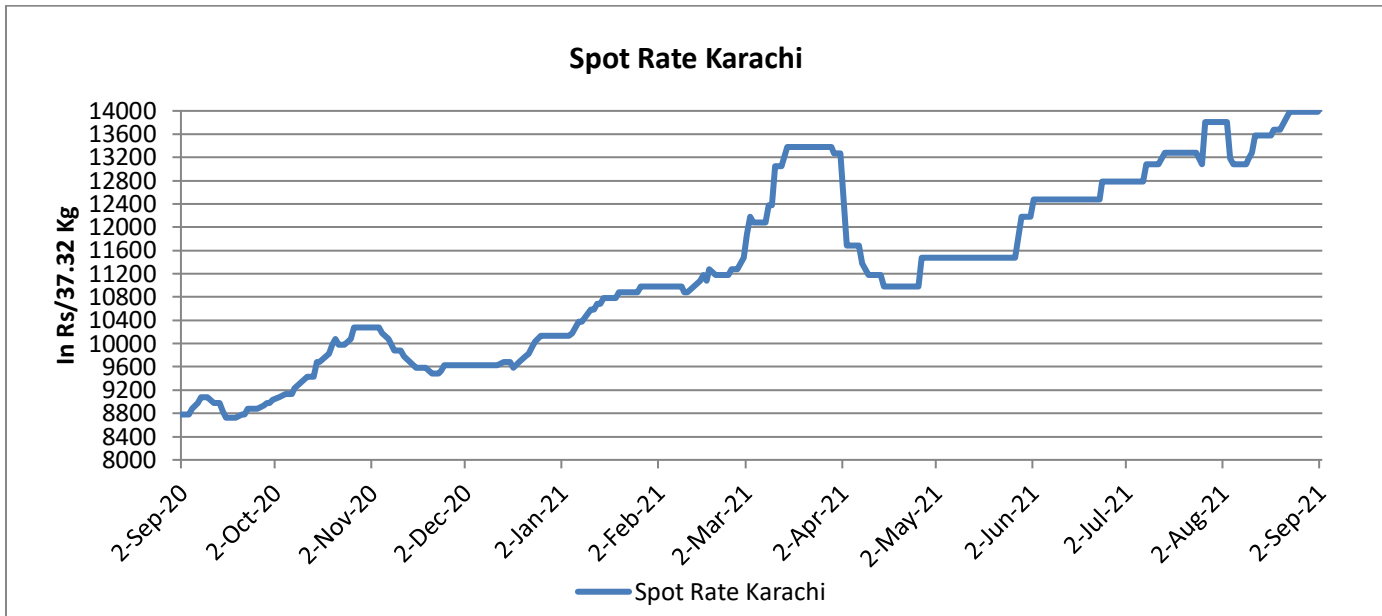


### Pakistan Spot Prices

The Karachi spot price stood around Rs.13733/q higher than the previous month by 2 percent. (Rs. 13356/q).

Karachi Spot Prices	Monthly Average Price as on		% Change
	Aug	July	
Prices	13733	13356	2.82
Prices in Rs per 37.32 Kg			

Source: Fibre2fashion.com



Commodity: Cotton

Exchange: MCX

Contract: Mar.

Expiry: October. 30, 2021

## Cotton



## Technical Commentary:

- Therecenttrendincottonhasbeenbullish.
- Asupportingtrendlineispassingthrough22000, while mild resistance is seen around 25960.
- If the market tests the support at 25000, intraday short positions may be created.

Strategy: **Sell**

Intraday Supports & Resistances			S2	S1	PCP	R1	R2
Cotton	MC X	Mar	25000	25470	25830	25960	26200
			Call	Entry	T1	T2	SL
Cotton	MC X	Mar	<b>Sell</b>	25720	25760	25780	25750

\* Do not carry-forward the position next day.

Commodity: Cotton Seed oil Cake  
Contract: Mar

Exchange: NCDEX  
Expiry: Sep 20<sup>th</sup>, 2021

### Cottonseed Oilcake

COTTON SEED OIL 1st(NCCOUC1)2021/09/05 - Weekly B:2536.00 A:2543.00  
O 2594.00 H 2617.00 L 2503.00 C 2537.00 ↓ V 12,510 I 47,460 -48 -1.86%



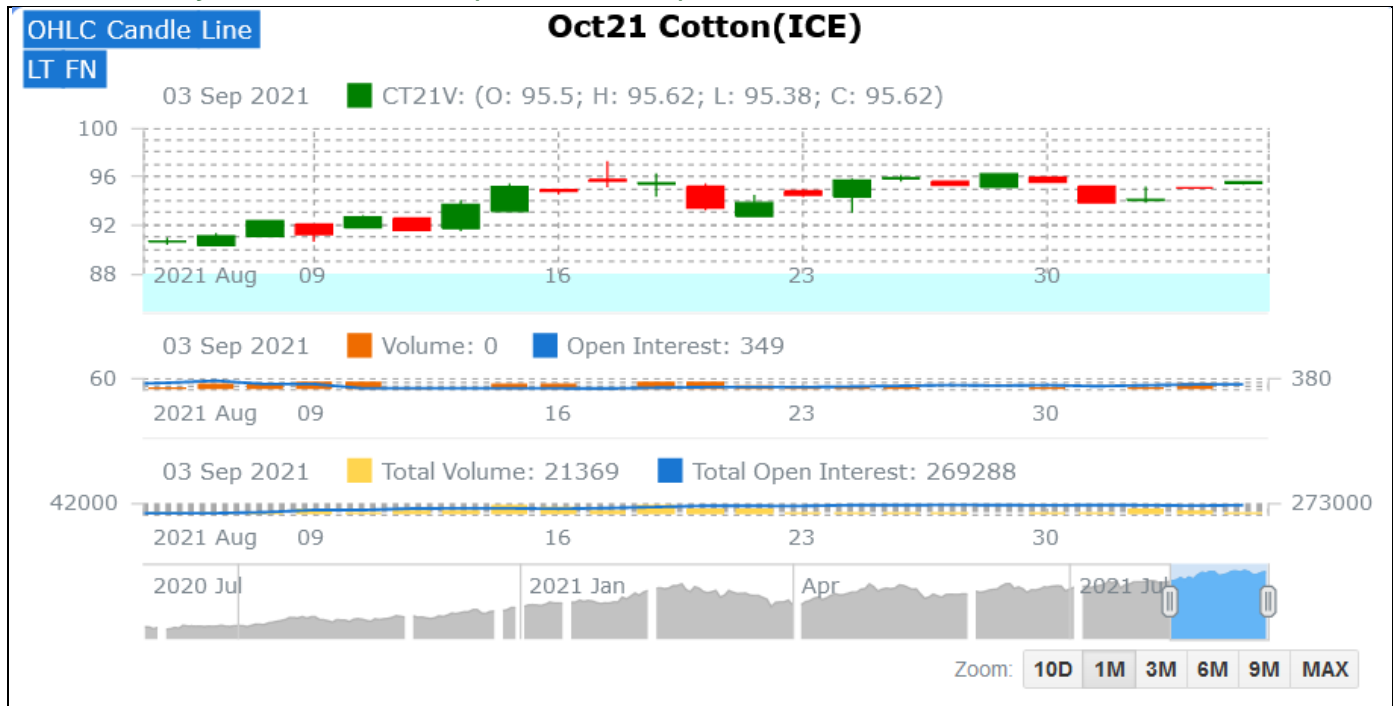
### Technical Commentary:

- Cottonseedoilcakeonthe weekly chartlooksbullish.
- On the intra-day chart, there exists a consolidation zone(support)at 2175andthenatrendlinesupportat 2800. Strong resistance is seen at 2700.

### Strategy: **Sell**

Intraday Supports & Resistances			S2	S1	PCP	R1	R2
Cotton oil cake	NCDEX	Dec	2400	2460	2594	2700	2750
Intraday Trade Call			Call	Entry	T1	T2	SL
Cotton oil cake	NCDEX	Dec	<b>Sell</b>	2594	2650	2670	2600

\* Do not carry-forward the position next day.

**Monthly Technical Outlook:****Technical Analysis of Cotton Future (Oct'21 Contract) at ICE**

- Candlesticks showed firm trend in the market during July month.
- Volume&Open Interest have increased over a month.
- We expect cotton prices to remain steady to firm in the coming month.

**Expected Price Range During Coming month**

Expected Trend	Expected Trading Band
Range bound to Bullish Momentum	95-98

**Expected Support and Resistance**

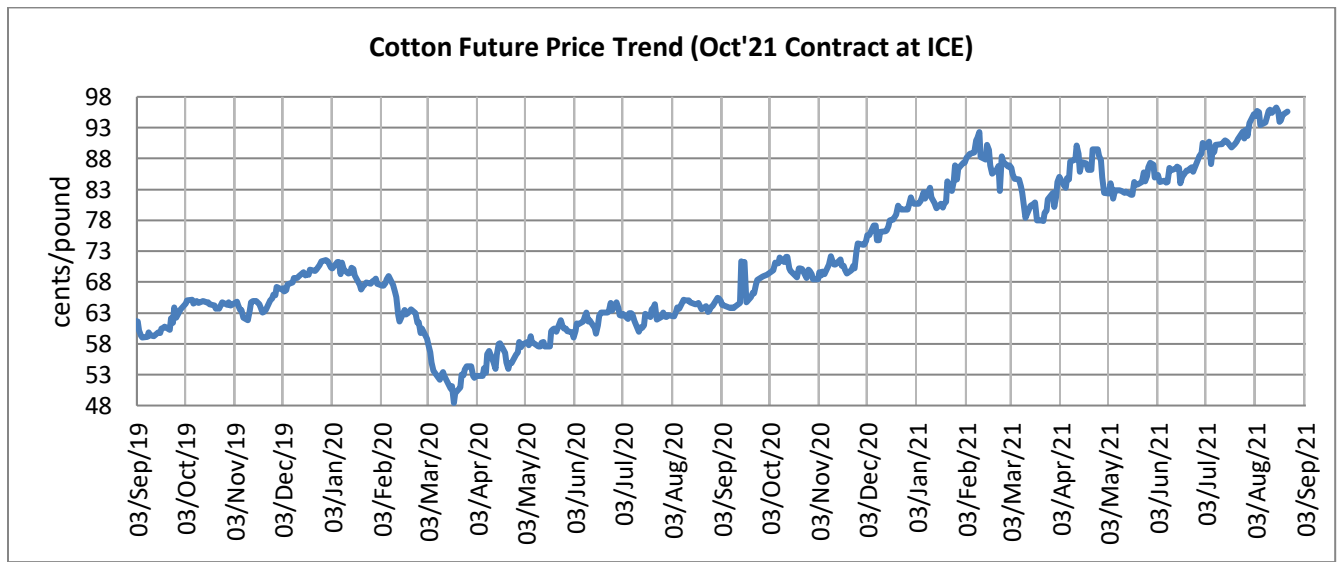
Support 1	Support 2	Resistance 1	Resistance 2
90	88	96	98

Figures in US cents/pound



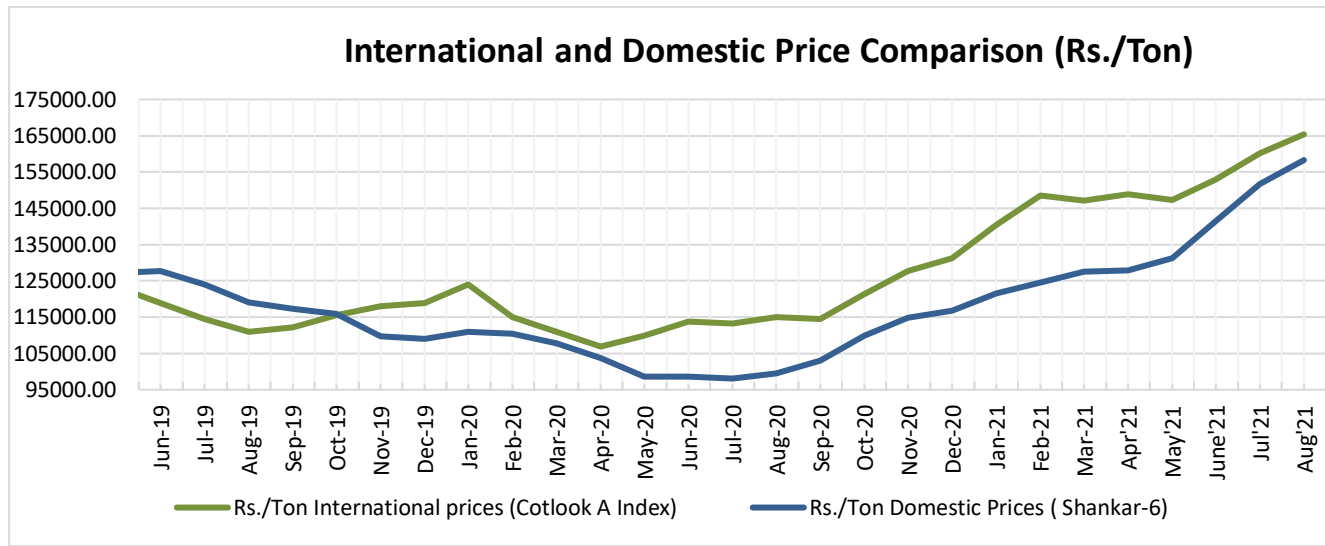
### Cotton Future Prices at ICE

#### Future Price Trend (Active Contract):



Cotton Prices in Future Contract on ICE						Prices in cents/Lb	
Contracts	03-Sep-21	04-Aug-21 (1 month ago)	05-Jun-21 (3 months ago)	07-Mar-20 (6 months ago)	03-Sep-20 (a year ago)	% Change over a month	% Change over previous year
Oct-21	95.62	90.72	85.80	86.77	65.29	5.40	46.45
Dec-21	94.02	90.31	85.93	88.32	66.15	4.11	42.13
Mar-21	93.26	90.01	85.88	89.29	66.91	3.61	39.38
May-22	92.67	89.44	85.73	85.79	63.56	3.61	45.80
Jul-22	90.98	88.29	85.51	85.34	64.28	3.05	41.54

### International and Domestic Price Comparison



### Domestic Cotton Prices and Arrivals at Key Centers

#### Cotton Prices at Key Spot Markets:

Commodity	Kapas		Montly Prices Average (Rs./Quintal)		Change
State	Centre	Variety	Aug'21	July'21	
Gujarat	Ahmedabad	Shankar-6	NA	7889	-
	Gondal	Shankar-6	NA	7656	-
	Rajkot	B.T. Cotton	8527	8392	135
	Patan	B.T. Cotton	NA	NA	-
	Kadi	B.T. Cotton	NA	NA	-
	Deesa	B.T. Cotton	NA	NA	-
	Dhrol	B.T. Cotton	7194	NA	-
Haryana	Bhiwani	B.T. Cotton	NA	NA	-
	Bhiwani	Desi	NA	NA	-
	Adampur	B.T. Cotton	7346	7355	-9
	Fatehabad	B.T. Cotton	NA	NA	-
	Jind	B.T. Cotton	NA	NA	-
	Uchana	B.T. Cotton	NA	NA	-
	Dabwali	B.T. Cotton	NA	NA	-

Rajasthan	Hanumangarh	B.T. Cotton	NA	NA	-
	Rawatsar	B.T. Cotton	NA	NA	-
Madhya Pradesh	Khandwa	Mech-1	NA	NA	-
	Khargaon	Mech-1	NA	NA	-
Maharashtra	Amravati	Mech-1	NA	6814	-
	Jamner	Medium Staple	NA	NA	-
Uttar Pradesh	Hathras	B.T. Cotton	NA	NA	-
	Hathras	Desi	NA	NA	-
Telangana	Adilabad	Un-Ginned	NA	NA	-
Andhra Pradesh	Adoni	Medium Staple	7744	7499	245
Karnataka	Bijapur	Bunny	8114	7602	512
	Hubli	D.C.H.	NA	NA	-
	Hubli	B.T. Cotton	NA	NA	-
	Raichur	H-44 Cotton	NA	NA	-
Commodity	Lint		Prices (Rs./Maund of 37.32kg each)		Change
State	Centre	Variety	Aug'21	July'21	
Punjab	Bhatinda	J-34	5469	5365	104
	Abohar	J-34	5467	5365	102
	Mansa	J-34	5466	5352	113
Haryana	Sirsa	J-34	5382	5309	73
Rajasthan	Sri-Ganganagar	J-34	NA	NA	-

**Cotton Arrivals in Key Centers:**

Commodity	Kapas		Monthly Sum Arrivals (Quintal)		Change
State	Centre	Variety	Aug'21	July'21	
Gujarat	Ahmedabad	Shankar-6	NA	22610	-
	Gondal	Shankar-6	NA	1379	-
	Rajkot	B.T. Cotton	2925	8875	-5950
	Patan	B.T. Cotton	NA	NA	-
	Kadi	B.T. Cotton	NA	NA	-
	Deesa	B.T. Cotton	NA	NA	-
	Dhrol	B.T. Cotton	16	NA	-
Haryana	Bhiwani	B.T. Cotton	NA	NA	-
	Bhiwani	Desi	NA	NA	-
	Adampur	B.T. Cotton	3978	8585	-4607

	Fatehabad	B.T. Cotton	NA	NA	-
	Jind	B.T. Cotton	NA	NA	-
	Uchana	B.T. Cotton	NA	NA	-
	Dabwali	B.T. Cotton	NA	NA	-
Rajasthan	Hanumangarh	B.T. Cotton	NA	NA	-
	Rawatsar	B.T. Cotton	NA	NA	-
Madhya Pradesh	Khandwa	Mech-1	NA	NA	-
	Khargaon	Mech-1	NA	NA	-
Maharashtra	Amravati	Mech-1	NA	105000	-
	Jamner	Medium Staple	NA	NA	-
Uttar Pradesh	Hathras	B.T. Cotton	NA	NA	-
	Hathras	Desi	NA	NA	-
Telangana	Adilabad	Un-Ginned	NA	NA	-
Andhra Pradesh	Adoni	Medium Staple	2252	1423	829
Karnataka	Bijapur	Bunny	1716	3027	-1311
	Hubli	D.C.H.	NA	NA	-
	Hubli	B.T. Cotton	NA	NA	-
	Raichur	H-44 Cotton	NA	NA	-
Commodity	Lint		Monthly Sum Arrivals (Quintal)		Change
State	Centre	Variety	Aug'21	July'21	
Punjab	Bhatinda	J-34	NA	NA	-
	Abohar	J-34	NA	NA	-
	Mansa	J-34	NA	NA	-
Haryana	Sirsa	J-34	NA	NA	-
Rajasthan	Sri-Ganganagar	J-34	NA	NA	-

**Cotton Association of India Cotton Spot Rates:**

Trade Name	Staple	Micronaire	Strength/ GPT	Rs. Per Candy	Rs. Per Candy	Change
				Aug'21	July'21	
Bengal Deshi (RG)/Assam Comilla (101)	Below 22mm	5.0 - 7.0	15	43052	41935	1117
Bengal Deshi (SG)(201)	Below 22mm	5.0 - 7.0	15	43744	42523	1221
J-34(202)	27mm	3.5 - 4.9	23	50308	49877	431
H-4/ MECH-1(105)	28mm	3.5 - 4.9	27	53008	51338	1670
Shankar-6(105)	29mm	3.5 - 4.9	28	56348	54004	2344
Bunny/ Brahma(105)	31mm	3.5 - 4.9	30	57556	55588	1968
MCU-5/ Surabhi(106)	32mm	3.3 - 4.9	31	58416	56508	1908
DCH-32(107)	34mm	3.0 - 3.8	33	96820	91112	5708

**Disclaimer**

The information and opinions contained in the document have been compiled from sources believed to be reliable. The company does not warrant its accuracy, completeness and correctness. Use of data and information contained in this report is at your own risk. This document is not, and should not be construed as, an offer to sell or solicitation to buy any commodities. This document may not be reproduced, distributed or published, in whole or in part, by any recipient hereof for any purpose without prior permission from the Company. IASL and its affiliates and/or their officers, directors and employees may have positions in any commodities mentioned in this document (or in any related investment) and may from time to time add to or dispose of any such commodities (or investment). Please see the detailed disclaimer at © 2021 Indian Agribusiness Systems Ltd.