

Domestic Market Scenario

Major Highlights (May 2023):

- Cotton sowing has begun for the 2023-24 season in some parts of northern and central India. During the previous 2022-23 season, around 128 lakh hectares was under cotton cultivation across India.
- Indian market sentiment has turned bearish during the last month and there was a downtrend in cotton as well as cotton seed prices.
- Indian cotton arrivals were affected during the last month due to untimely rains in central and northern India. However, we have seen a peak arrivals between Mar-May in the 2022-23 season as farmers have started releasing the stocked cotton in the market.
- The daily arrival of cotton in India has declined to approximately 75,000 to 85,000 bales with the starting of June month. In the prevailing bullish sentiment, farmers might opt to retain their kapas (seed cotton) instead of immediately selling it. This could potentially result in a decrease in arrival numbers during the upcoming month.

CAI Production Estimate:

- The Cotton Association of India in its latest estimate of the cotton crop for 2022-23 season has reduced its cotton production estimate by 10 lakh bales to 303 lakh bales from 313 lakh bales with reduction in Punjab, Maharashtra, Telangana, and Andhra Pradesh.

Cotton Balance Sheet	2021-22	2022-23
Opening Stock	71.84	31.89
Production	307.05	303.00
Imports	14	15
Domestic Consumption	318	311
Exports	43	25
Closing Stock	31.89	13.89
Source: CAI; unit- Lakh Bales		

- Cotton imports increased to 15 lakh bales whereas exports reduced to 25 lakh bales from previous 30 lakh bales. Domestic consumption was estimated at 311 lakh bales. Overall, the ending stock for the 2022-23 season was estimated at 13.89 lakh bales. As per Cotton Association of India, Cotton arrivals between October 2022 to March 2023 were estimated at 190.63 lakh bales.
- Agriwatch has estimated cotton production at 334 lakh bales for the 2022-23 season. We expect that about 30-35% of the cotton stock is still with farmers which may get released in the coming months.

Production Estimate

As per USDA, India's Cotton crop is estimated at 32.66 million bales higher than 31.25 million bales in the 2021-22 season. The increase in production is due to the increased acreages and yield for the 2022-23 season.

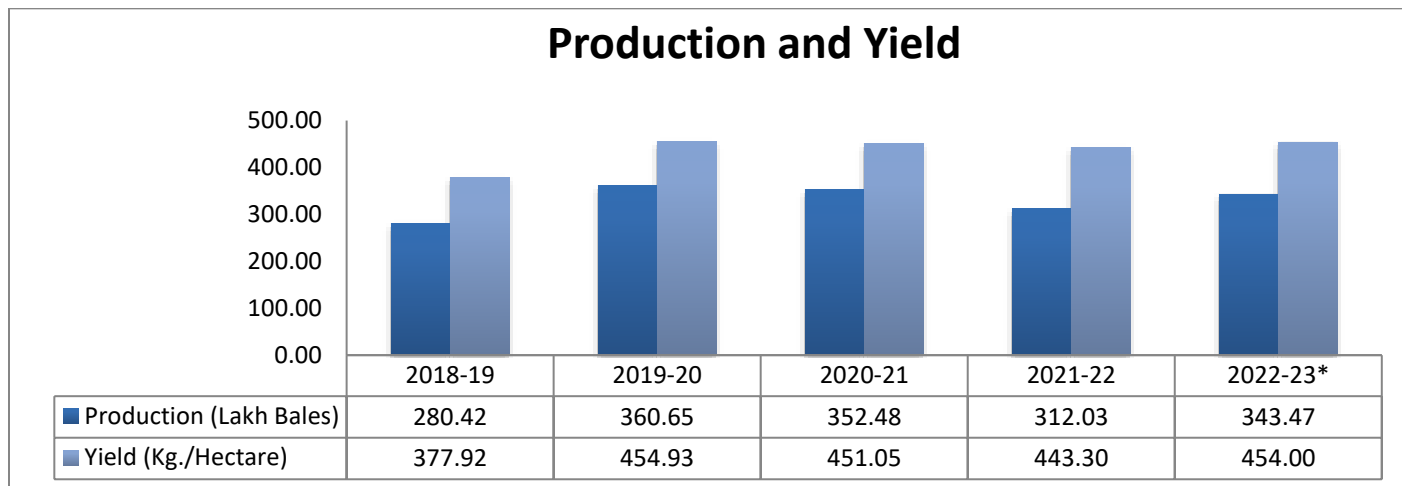
The government of India in its Third advance estimate has estimated the Cotton production at 34.34 million bales against 31.20 million bales in the 2021-22 season.

AgriWatch has maintained its Cotton production estimate to 33.41 million bales from previous season estimate of 31.50 million bales due to increased yield reported from major cotton producing states.

Production Estimates (Million Bales):

	2021-22	2022-23
GOI	31.20	34.34
AgriWatch	31.50	33.41
USDA	31.25	32.66

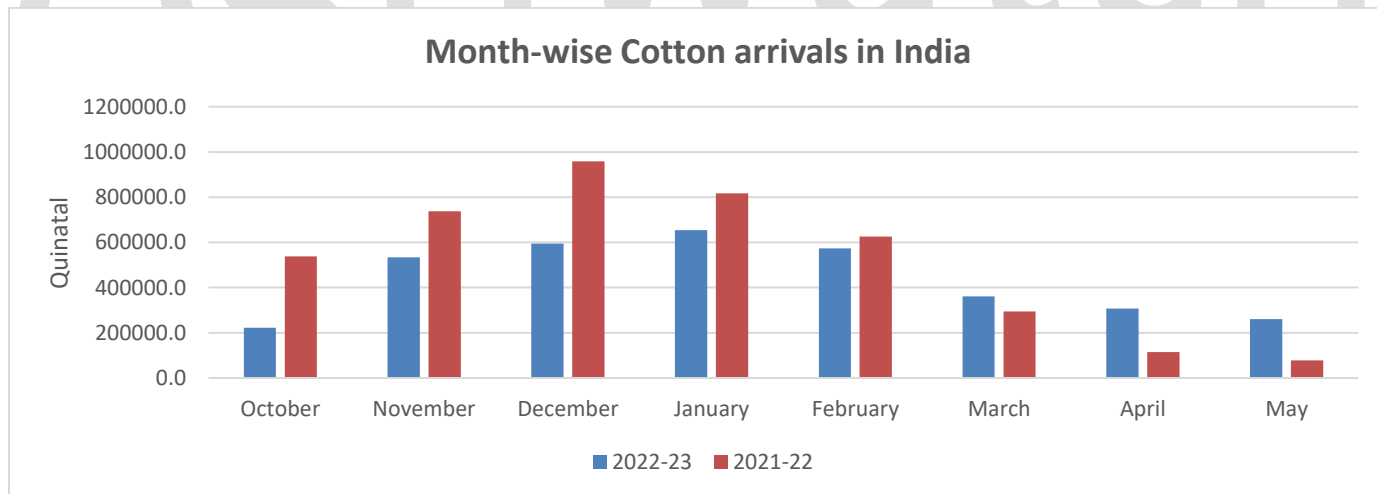
Domestic Production & Yield



Source: dacnet.nic.in *03rd Advance estimate as on 26.05.2023

According to Min. of Agriculture's 3rd advance estimate, Cotton output in the country for the coming 2022-23 season is likely to increase by around 10% to 343.47 lakh bales from 312.03 lakh bales produced during 2021-22. The major reason behind the increase in production is the expected increase in acreage and yield during the 2022-23 season.

State-wise and month-wise Cotton Arrivals:



Source: Agriwatch

State-Wise Cotton Arrival (Tonne)			
State	May'23	May'22	% Change
Andhra Pradesh	27686.2	590.6	45.88
Gujarat	36760.77	49551.12	-0.26
Haryana	18352.95	5171.7	2.55

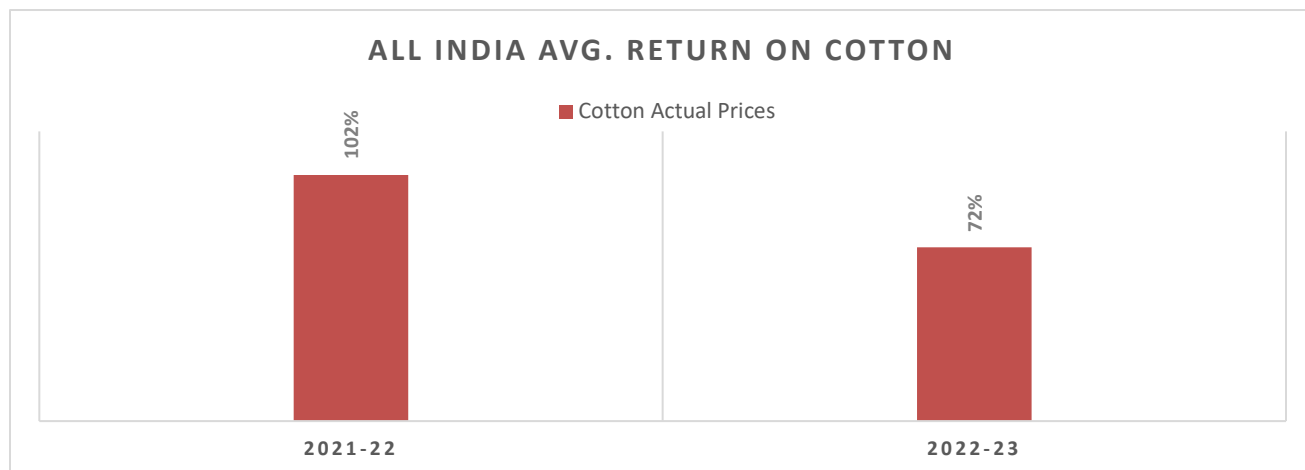
Karnataka	4323	2010	1.15
Madhya Pradesh	40839.21	6460.66	5.32
Maharashtra	101832	5481	17.58
Punjab	321	18.4	16.45
Rajasthan	9587.5	1796.6	4.34
Tamil Nadu	321.83	973.91	-0.67
Telangana	21186.01	5405.5	2.92
ALL India	261210.5	77459.49	2.37

Source: Agmarknet

Sowing Update:

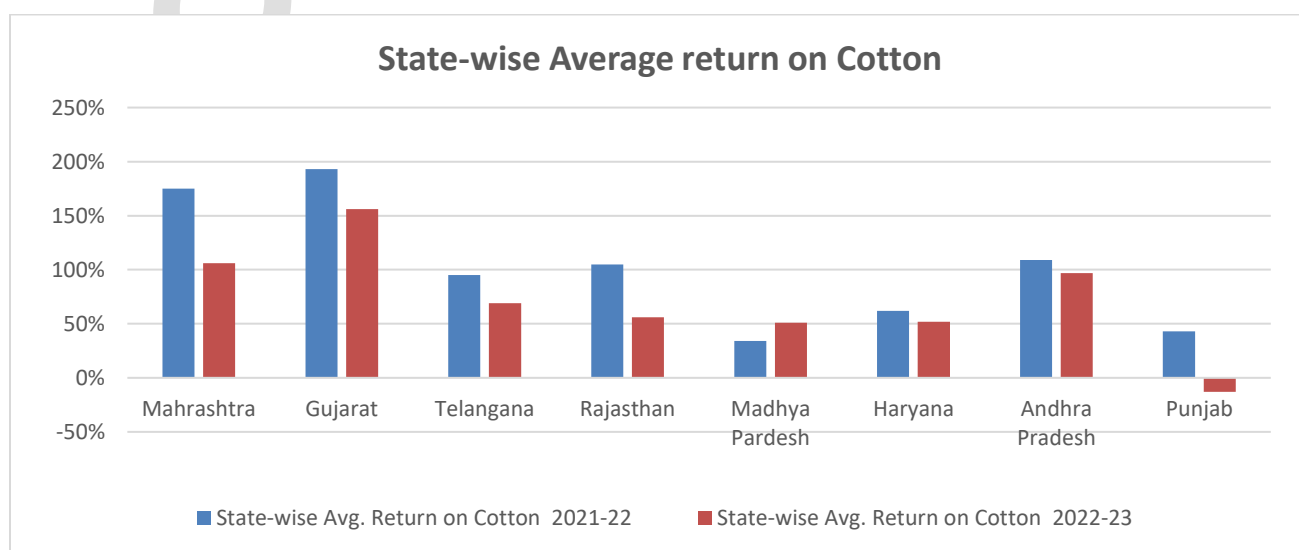
- **Punjab:** The cotton sowing has been affected due to the heavy rains during the past month, which has affected the freshly sown crop in nearly 4,000 hectares of the Muktsar district. The rain has created a hard crust of soil over the crop, thereby affecting the germination of seeds.
- As Agriwatch has estimated earlier Cotton sowing in Punjab is expected to reduce for the 2023-24 season. Although, Punjab government for the 2023-24 season has offered a 33% subsidy on BT cotton seed. Despite that the cotton sowing has reduced to around 1.75 lakh hectares against 2.48 lakh hectares during the last season as per data released by the state government.
- Mainly, Farmers are opting for the paddy crop due to its high yield and late sown varieties. Last year, the average cotton yield per acre remained 4-6 quintals per acre and the price ranged between Rs 7,500 to Rs 8,000 per quintal. However, the paddy yield was recorded at around 30 quintals per acre and the MSP was Rs 2,060 per quintal.
- **Haryana:** Cotton acreage is likely to remain same as that of previous season in the state. As per AgriWatch sources, around 6 lakh hectares of area is sown till 29th May'23 under the cotton crop as compared to previous season acreages of 6.50 lakh hectares.
- **Rajasthan:** Around 90% of the cotton sowing has been completed in Rawtsar, cotton acreages for the 2023-24 season have increased by around 5%. However, in some tehsils of Hanumangarh district acreage is likely to remain same as that of previous season.
- Overall, the area under cotton in Punjab is likely to reduce in the 2023-24 season. However, aided by unseasonal rains, farmers are likely to slightly increase area under the cotton crop in the states of Haryana and Rajasthan.

New Analysis:



Source: Agriwatch

All India avg. return on cotton has comparatively decreased during the 2022-23 season by around 72% compared to previous 102%. We expect cotton acreages to come down during the 2023-24 season. Farmers are likely to shift to other profitable crops like rice, maize, red chillis etc. Although, CACP has recommended to increase the minimum support price for major kharif crops for the 2023-24 season. If the MSP increase by around 5-6% in cotton then the acreage is likely to increase from central and southern India.

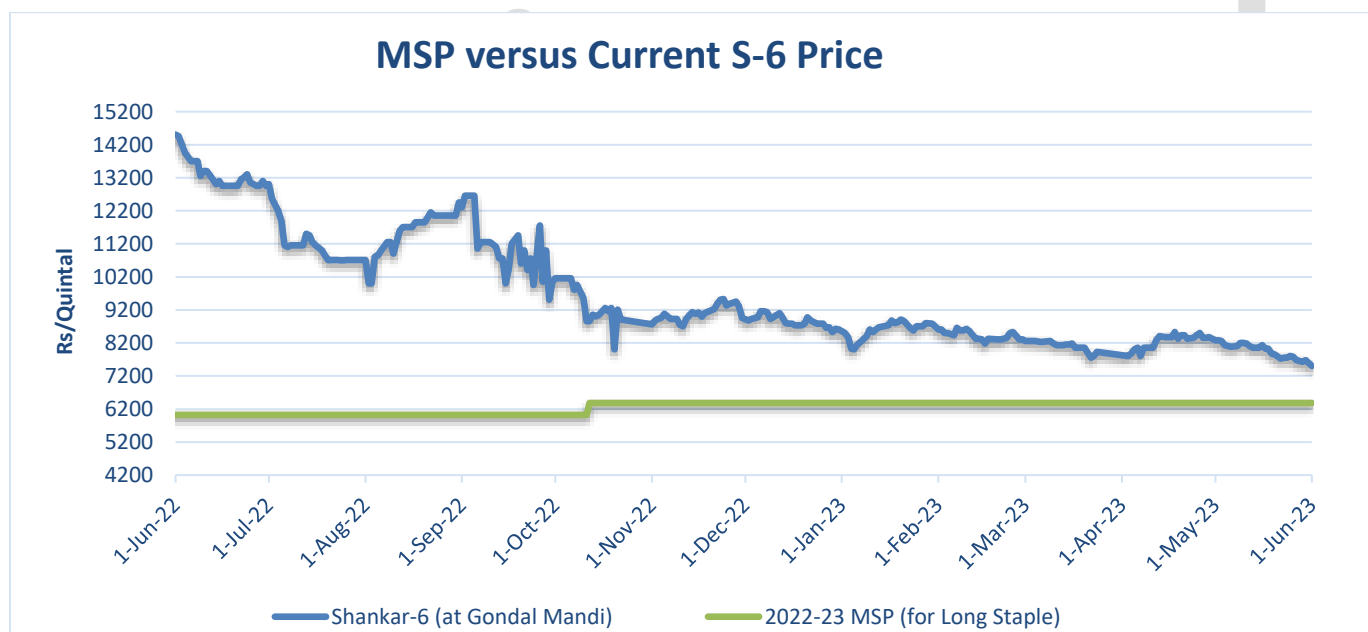


Comparative Minimum Support Price For Cotton

Cotton	2021-22	2022-23	Rs. Per Quintal Increase over 2021-22	% Increase over 2021-22
Medium Staple	5726	6080	354	5.82
Long Staple	6025	6380	355	5.56

Domestic Cotton Prices Scenario
MSP V/s Shanker-6 Prices

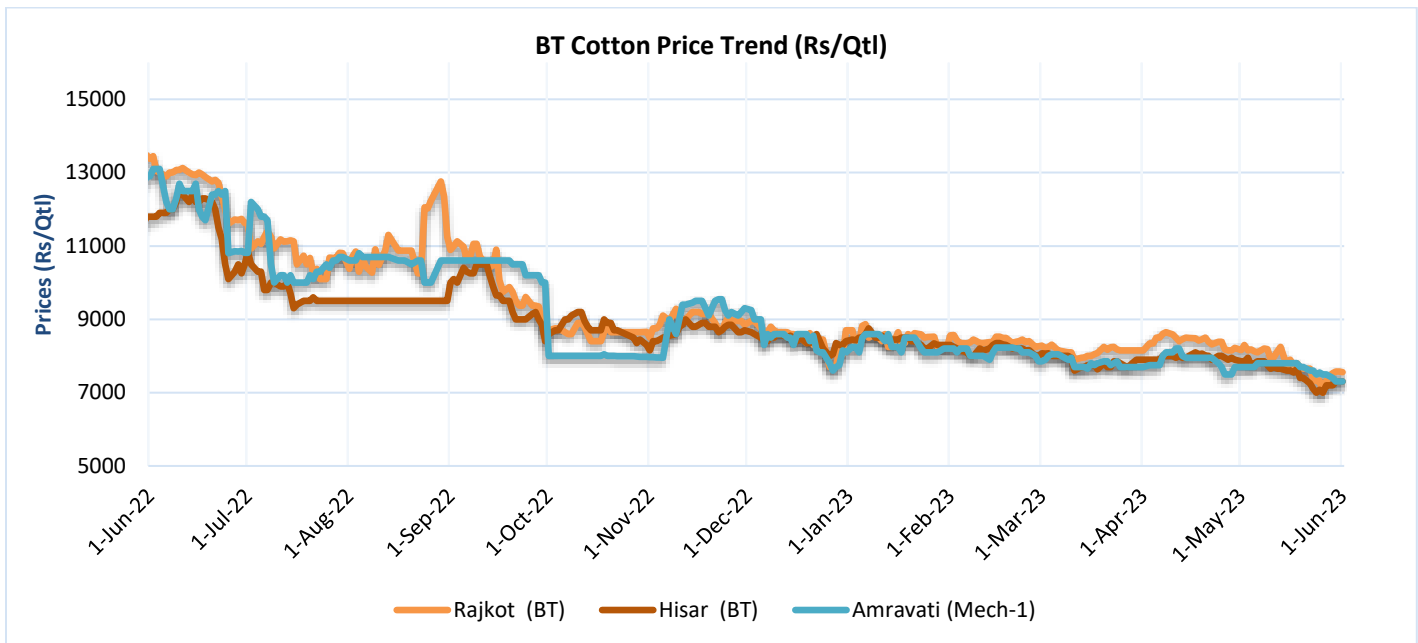
Average kapas price at Gondal market stood lower at Rs. 7,722/qt in May 2023 same as that of previous season in May 2023. Prices have decreased due comparative increase in arrivals during the past month.


Kapas (Raw Cotton) Monthly Price Scenario

Monthly Price Review: Monthly kapas average price at Rajkot and other markets were significantly lower and stood at Rs.7,807/quintal in Rajkot as compared to previous month price of Rs. 8,133/quintal. Cotton prices were lower as farmers have started releasing the stocked cotton in the market.

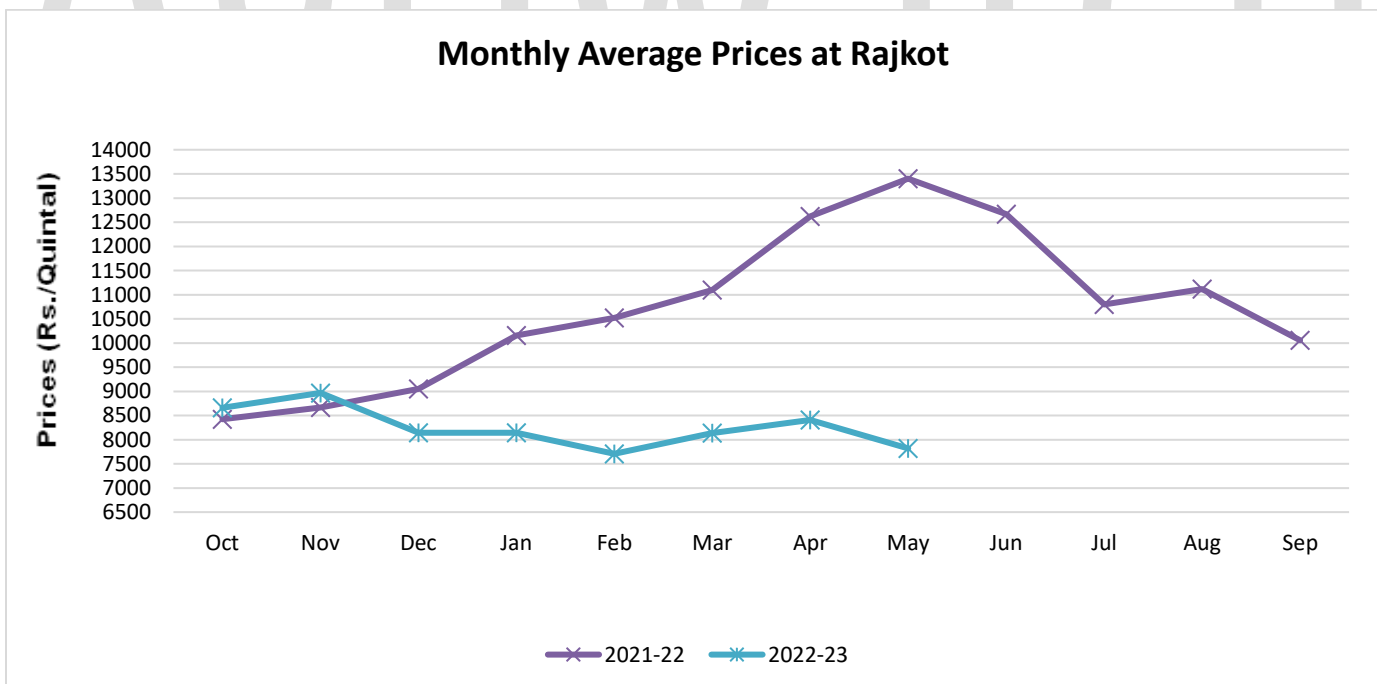


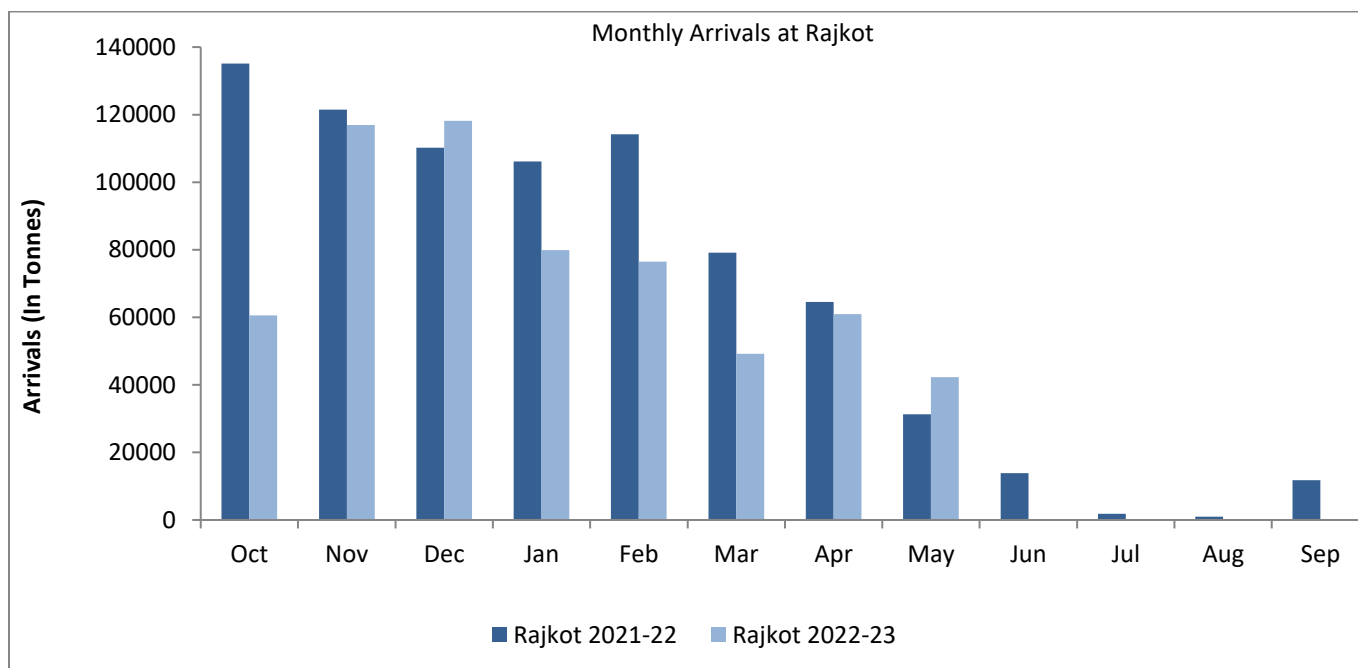
BT Cotton Price Trend (Rs/Qtl)



Kapas Monthly M-o-M Price Scenario

Monthly Average Prices at Rajkot

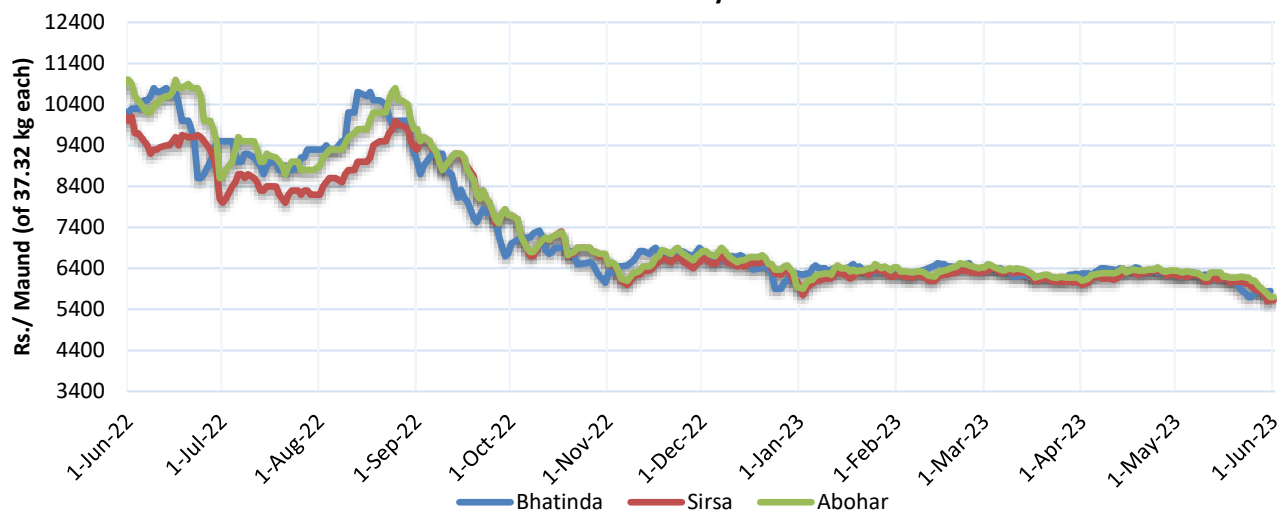




The arrivals in the month of May month have increased in the market, and the monthly average price was at Rs. 7816/Qtl compared to the prices during the corresponding month of the previous season. (Rs. 13,401/Qtl).

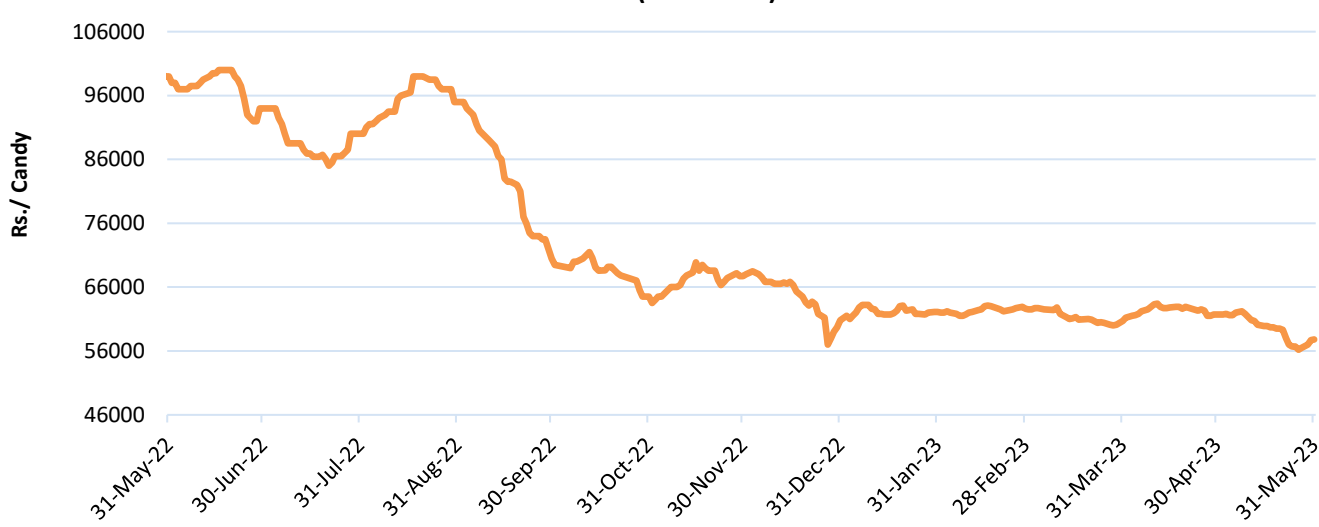
Lint price Outlook

Monthly average price of Lint at Sirsa stood lower compared to previous month at Rs.6086 per maund of 37.32 kg each in May, in Bhatinda market the prices have decreased from Rs. 6086 per maund to Rs. 6392 per maund of 37.32 kg each. The cotton crop quality (staple length) has been affected in Punjab and Haryana due to unresistant weather condition during the past months.

Lint Price Trend at Key Centers


Cotton Fiber Price Outlook

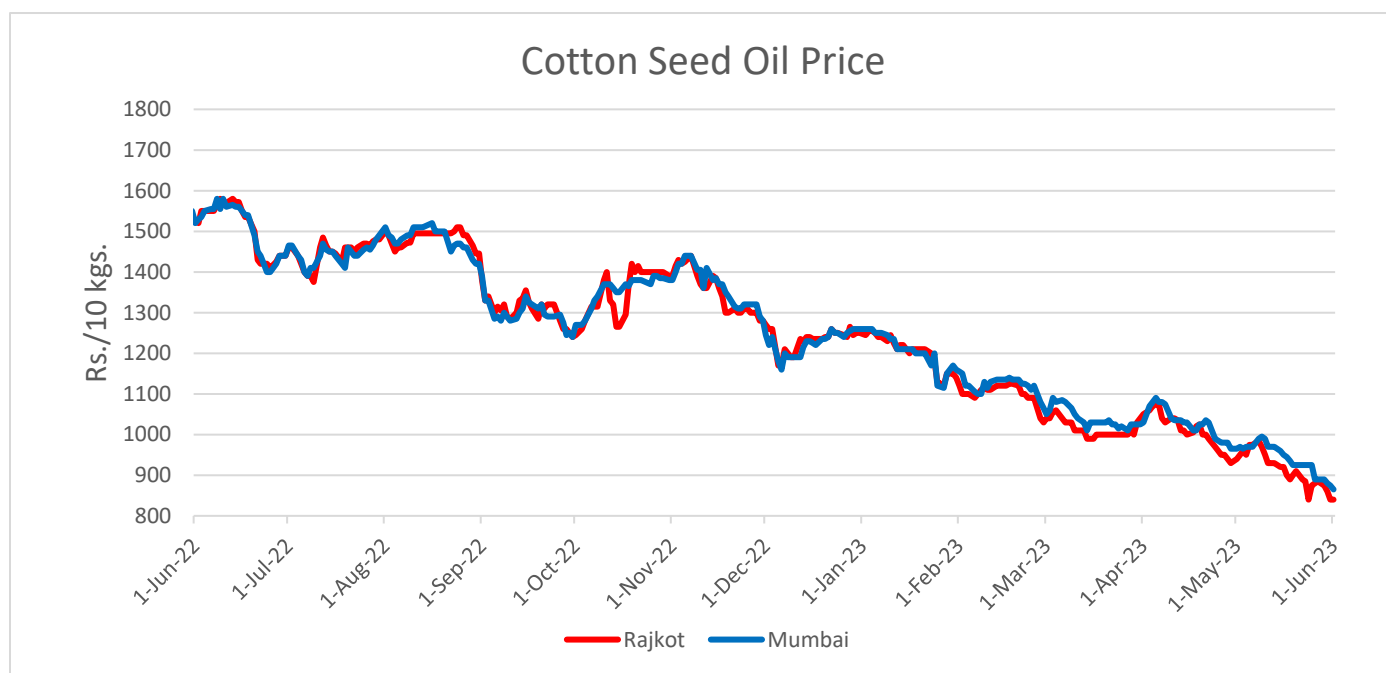
The average spot price quoted for Shankar-6 (29mm) by CAI was Rs. 59,362 per candy (of 355.6 kg each) during the May month, lower than Rs. 61,286 per candy from previous month. Agriwatch expects cotton fiber to remain around of Rs.58,200-60,400 per candy in the coming month.

Cotton Fiber (Shankar-6) Price Trend


Cotton Seed Oil Monthly Price Scenario

The monthly average price in May month stood lower as compared to previous month. The lower demand has affected the domestic market during the past month.

Centers	Monthly Average Price as on (Rs/10 kg.)		% Change
	May	Apr	
Rajkot	915	1014	-9.73
Hyderabad	859	1000	-14.13
Mumbai	943	1032	-8.63

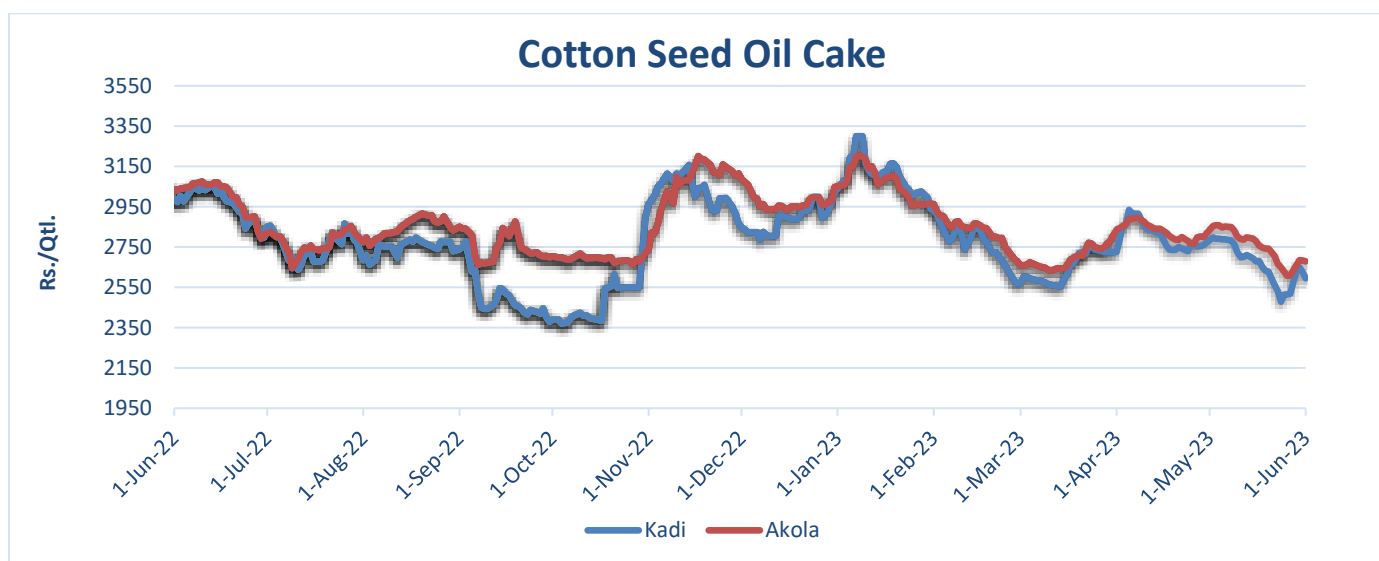


Cotton Seed Oil Cake Monthly Price Scenario

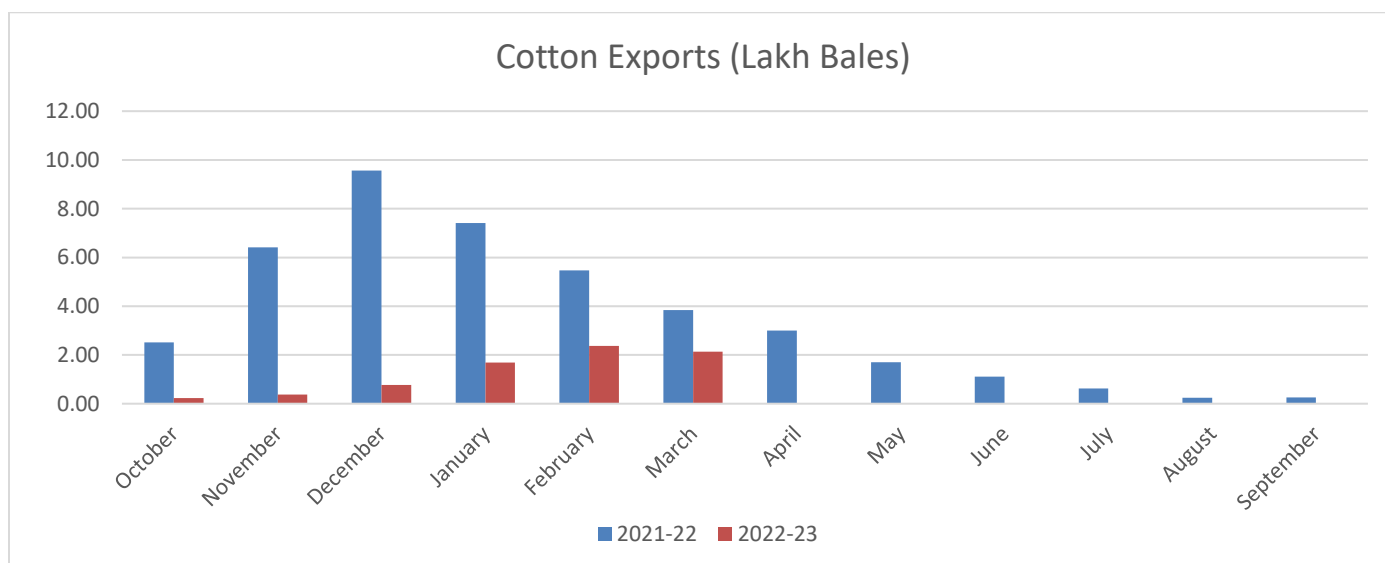
The average price of cottonseed oilcake in the Kadi market has decreased and was at Rs. 2667 per quintal from Rs. 2805 per quintal and in Akola it was at Rs. 2753 per quintal from Rs. 2829 per quintal the previous month.

Centers	Monthly Average Price as on (Rs/quintal.)		% Change
	May	Apr	
Kadi	2667	2805	-4.94
Akola	2753	2829	-2.68

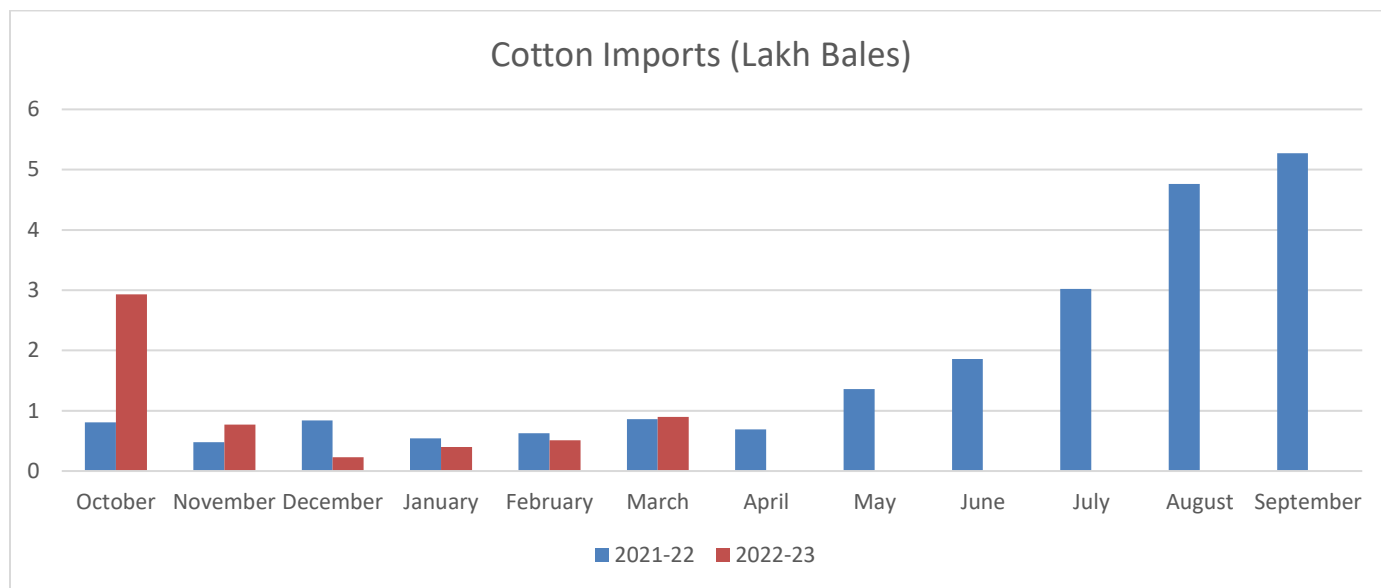
*Source: NCDEX



Cotton Export and Import:



Source: DGCIS



Country-wise Import/Export:

Cotton Exports (Commodity: 5201 COTTON, NOT CARDED OR COMBED)			
Country	Mar' 2022	Mar' 2023	% Growth
BAHARAIN IS	74.08		
BANGLADESH PR	49,911.54	28,348.91	-43.2
BELGIUM		111.85	
BHUTAN	0.01	0.5	4,900.00
CANADA	0.02		
CHINA P RP	705	1,600.16	126.97
GREECE		22.23	
INDONESIA	4,065.98	700.05	-82.78
JAPAN	122.46	61.74	-49.58
MAURITIUS	244.72		
MYANMAR		24.77	
MEXICO	50.77		
NEPAL	33.27	21.08	-36.64
OMAN	1,458.13		
POLAND	22.09		
QATAR	0.63		
SENEGAL	0.01		
THAILAND	1,120.63	49.48	-95.58
U ARAB EMTS	1,301.83	1,686.26	29.53
U S A	0.09		
VIETNAM SOC REP	6,204.41	3,671.86	-40.82
Total	65,315.66	36,298.88	-44.43

Source: DGCIS

Cotton Imports (Commodity: 5201 COTTON, NOT CARDED OR COMBED)			
Country	Mar' 2022	Mar' 2023	% Growth
AUSTRALIA	1017.56	2667.76	162.17
CAMEROON	478.48	200.33	-58.13
EGYPT A RP	2863.19	4572.18	59.69
GERMANY		591.37	
GREECE	373.62	363.65	-2.67
ISRAEL	301.12	117.99	-60.82
ITALY		72.36	
COTE D' IVOIRE	497.14		
MALI	1758.85		
MEXICO	198.81		
SPAIN		43.58	
TANZANIA REP	360.84	22.66	-93.72
TURKEY	1209.23	766.05	-36.65
U S A	5556.83	5942.46	6.94
Total	14615.68	15360.4	5.1

Source: DGCIS

Price Outlook for the coming month:

Price Projections for Rajkot (BT Cotton)	May'23	June'23	July'23
	7816	7820-8250	7850-8450

Unit: Rs. / Quintal

***During the long term raw cotton prices are expected to trade stable.**

Domestic Cotton Balance Sheet (MY October to September)

Cotton Balance Sheet			
In Lakh Bales (170 KGS)	2020-21	2021-22	2022-23
Opening stock	103.82	78.82	36.42
Cotton production	365	315.6	334.14
Imports	10	12	12
Total supply	478.82	406.42	382.56
Mill consumption	274	278	280
Consumption by SSI	30.8	30	30
Non-Mill consumption	20.2	22	20
Exports	75	40	35
Total Demand	400	370	365
Ending Stock	78.82	36.42	17.56
Stock to Use Ratio	19.71%	9.84%	4.80%

Source: Agriwatch Research

The 2022-23 cotton has started with 53% lower beginning stocks compare to last year. The cotton production during the 2022-23 season is estimated higher at 334.14 lakh bales. Overall supply is estimated at 382.56 lakh bales against the total demand of 365 lakh bales. Consequently, the stock to use ratio is likely to remain lower than last year (last year itself the stock to use ratio was lower).

International Market Scenario

Major Market Highlights:

USDA has estimated India's cotton exports to decline by 5,00,000 bales in May month to 1.8 million bales, roughly equal to its import forecast. Industry experts have projected export to be under 20 lakh bales during 2022-23 (October-September).

The USDA's crop progress report for the week ending on 04th June '23 indicates that 71% of the cotton crop was planted which was 60% in previous week and 82% in previous year. Cotton squaring stands at 6% which

was 10% previous season. Around 43% of the crop is in good condition as compared to previous week 41%, around 11% of the crop is in poor condition.

As per Cotlook Outlook, the global raw cotton production is forecasted lower by 69,000 tonne to 24,852,000 tonne during the 2022-23 season. Reduction for the African Franc Zone and the United States were partially offset by increase for China and Australia.

USDA Balance Sheet

World Cotton Balance Sheet			
	2020-21	2021-22#	2022-23*
Area Harvested	31,299	32,486	31,855
Yield	774	775	795
Opening Stock	98,234	86,217	86,159
Production	1,11,273	1,15,780	1,16,355
Imports	48,561	42,620	37,867
Exports	48,872	42,997	38,274
Domestic Consumption	1,23,118	1,15,900	1,09,631
Ending Stock	86,217	86,159	92,633

Source: USDA *Global projected 2022-23; #estimated 2021-22

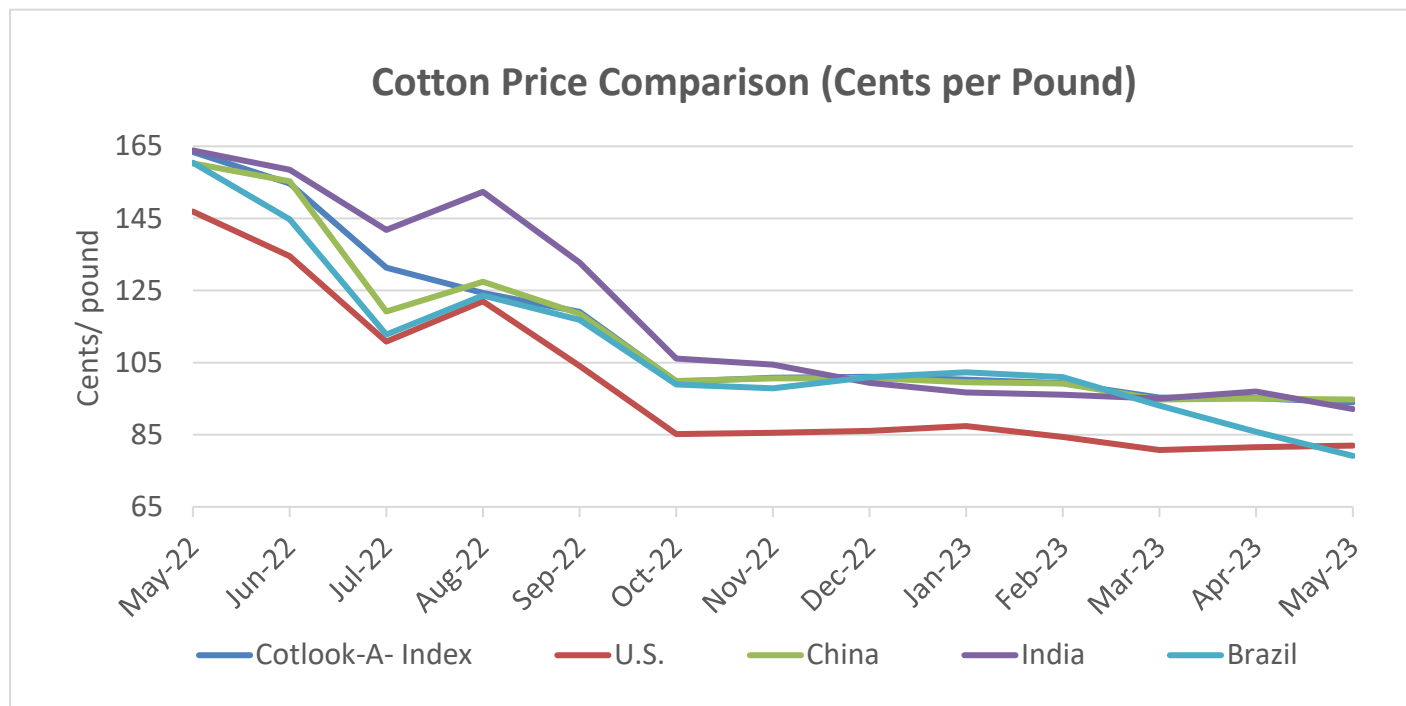
*Attribute Unit Description: Area in 1000 Ha; Yield of Cotton in Kg/Ha; Quantity of Cotton in 1000 480-lb Bales

India's Cotton Balance sheet			
	2020-21	2021-22	2022-23*
Area Harvested	13,286	12,370	13,000
Yield	452	429	410
Opening Stock	15,684	11,939	8,596
Production	27,600	24,400	24,500
Imports	844	1,000	1,750
Exports	6,189	3,743	1,400
Domestic Consumption	26,000	25,000	23,000
Ending Stock	11,939	8,596	10,446

Source: USDA *India projected 2022-23; #estimated 2021-22

*Attribute Unit Description: Area in 1000 Ha; Yield of Cotton in Kg/Ha; Quantity of Cotton in 1000 480-lb Bales

Cotton Price Comparison



Cotlook A Index	Monthly Average Price as on		% Change
	May'23	Apr'23	
Cotlook A Index	94.01	95.16	-1.22
India	92.14	96.97	0.54
Cotton Index FC (M)	94.01	95.16	-0.24
Brazil Cotton Index	79.15	85.78	-5.24
USA Spot Price	82.03	81.58	-8.37
Prices in US cents per Pound			



Cotton Index	Monthly Average Price as on		% Change
	May	Apr	
CCIndex(328)	16375.00	15386.14	6.43
CCIndex(527)	15030.80	14131.27	6.37
CCIndex(229)	16634.95	15618.50	6.51

Prices in Yuan per ton

Source: USDA

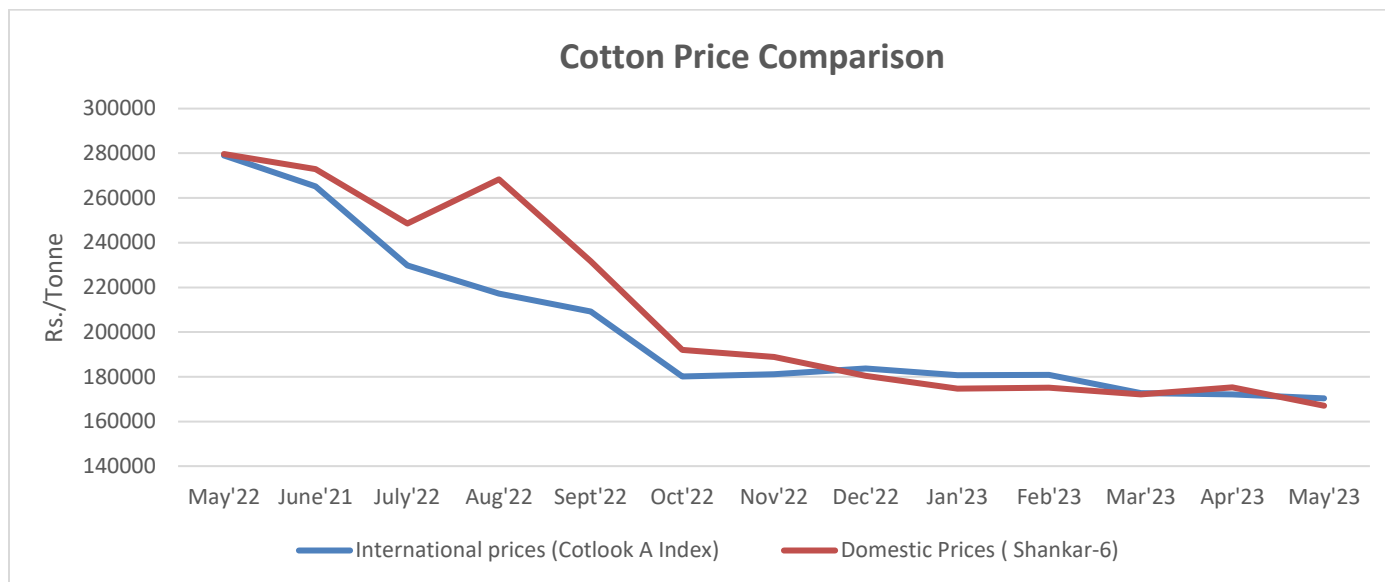
Pakistan Spot Prices

The Karachi spot price stood around Rs. 20235/q, significantly higher compared to the previous month.

Karachi Spot Prices	Monthly Average Price as on		% Change
	May	Apr	
Prices	20235	19783	2.28

Prices in Rs per 37.32 Kg

International and Domestic Price Comparison



Both the International as well as the domestic prices traded lower during the past may month. The international cotton price traded lower at Rs. 1,70,320 per tonnes in May month compared to past month of Rs. 1,72,095 per tonnes. Also, the domestic price has decreased due to increased arrivals and were at Rs. 1,67,037 per tonnes.

Technical Analysis of Cotton Future (Jul'23 Contract) at ICE



- The Jul'23' contract traded rangebound during the past month.
- Total volume increased & Open Interest decreased compared to last month,
- We expect cotton prices to remain sideways in the coming month.

Expected Price Range During Coming month

Expected Trend	Expected Trading Band
Range bound momentum	84-86

Expected Support and Resistance

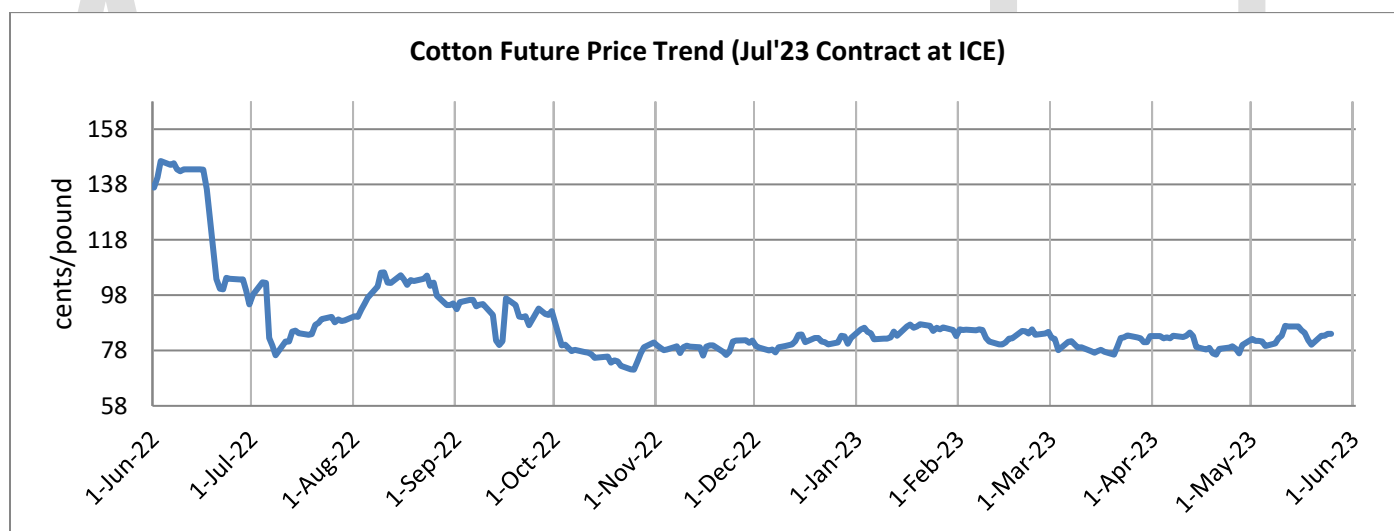
Support 1	Support 2	Resistance 1	Resistance 2
84.55	80.78	85.65	85.94

Figures in US cents/pound

Future Price Trend (Active Contract):

Cotton Prices in Future Contract on ICE						Prices in cents/Lb	
Contracts	31-May-23	01-May-23	02-Mar-22	02-Dec-22	31-May-22	% Change over a month	% Change over previous year
Jul-23	83.99	81.31	84.41	81.99	138.98	3.30	-39.57
Oct-23	80.91	81.96	84.20	81.71	130.08	-1.28	-37.80
Dec-23	80.21	81.21	83.75	79.43	122.45	-1.23	-34.50
Mar-24	80.22	81.13	82.85	83.20	118.17	-1.12	-32.11
May-24	80.32	79.54	83.71	82.56	114.96	0.98	-30.13

Future Price Trend (Active Contract):



ICE front month futures was slightly higher by around 3.30% in May'23 contract compared in Apr'22. The average of ICE Jul contract stood at around 83.99 cents/lbs in May'23, up by 39.57% points compared to the average price that stood in May'22 around 138.98 cents/lbs.

Cotton Yarn

North India's cotton yarn market witnessed limited trade. Prices were slightly lower than last month, but there was an improvement in cotton yarn exports. Mills can increase production if they do not face a disparity due to the costly natural fibre. Prices of recycled yarn in Panipat remained steady amid thin trade.

As per the Trade sources spinning mills received export orders from Bangladesh, Turkey, Egypt and Latin America. In Delhi, 30 count combed cotton yarn was traded at Rs. 260-265 per kg for exports. Export deals were carried out at around \$3.05 per kg (FOB). 30 count combed yarn was traded at Rs.280-285 per kg (GST extra), 40 count combed at Rs.305-310 per kg, 30 count carded at Rs. 255-260 per kg and 40 count carded at Rs.280-285 per kg,

Domestic Cotton Prices and Arrivals at Key Centers

Cotton (Kapas& Lint) Monthly Average Prices at Key Centers:

Cotton Prices at Key Spot Markets:

Commodity	Kapas		Montly Prices Average (Rs./Quintal)		Change
			May'23	Apr'23	
Gujarat	Ahmedabad	Shankar-6	7597	7931	-334
	Gondal	Shankar-6	7721	7895	-174
	Rajkot	B.T. Cotton	7816	8001	-185
	Patan	B.T. Cotton	7747	7772	-26
	Kadi	B.T. Cotton	7672	7864	-192
	Deesa	B.T. Cotton	1111	1254	-143
	Dhrol	B.T. Cotton	7374	7742	-368
Haryana	Bhiwani	B.T. Cotton	7471	7968	-498
	Adampur	B.T. Cotton	7516	7599	-83
	Fatehabad	B.T. Cotton	7310	7806	-496
	Uchana	B.T. Cotton	7800	7040	760
Rajasthan	Hanumangarh	B.T. Cotton	7460	8031	-571
	Rawatsar	B.T. Cotton	6845	7006	-161
Madhya Pradesh	Khandwa	Mech-1	7129	6871	257
	Khargaon	Mech-1	6964	6659	305
Maharashtra	Amravati	Mech-1	6080	7847	-1767

	Jamner	Medium Staple	7167	-	-
Telangana	Adilabad	Un-Ginned	7051	6366	685
Andhra Pradesh	Adoni	Un-Ginned	6964	6900	64
Karnataka	Bijapur	Bunny	7539	7258	280
	Raichur	H-44 Cotton	7552	7464	88
Commodity	Lint		Montly Prices Avg. (Rs./Maund of 37.32kg each)		Change
State	Centre	Variety	May'23	Apr'23	
Punjab	Bhatinda	J-34	6086	6335	-249
	Abohar	J-34	6081	6333	-253
	Mansa	J-34	Closed	5937	-
Haryana	Sirsa	J-34	5969	6239	-270
Rajasthan	Sri-Ganganagar	J-34	5879	4194	1685

Cotton Arrivals in Key Centers:

Commodity	Kapas		Monthly Sum Arrivals (Quintal)		Change
State	Centre	Variety	May'23	Apr'23	
Gujarat	Ahmedabad	Shankar-6	1358300	967400	390900
	Gondal	Shankar-6	189710	154620	35090
	Rajkot	B.T. Cotton	42270	63715	-21445
	Patan	B.T. Cotton	71598	80135	-8537
	Kadi	B.T. Cotton	547000	497100	49900
	Deesa	B.T. Cotton	Closed	2690	-2690
	Dhrol	B.T. Cotton	1543	19759	-18216
Haryana	Bhiwani	B.T. Cotton	7250	23800	-16550
	Adampur	B.T. Cotton	10540	23718	-13178
	Fatehabad	B.T. Cotton	565	17960	-17395
	Uchana	B.T. Cotton	Closed	15855	-
Rajasthan	Hanumangarh	B.T. Cotton	12700	23400	-10700
	Rawatsar	B.T. Cotton	12700	6900	5800
Madhya Pradesh	Khandwa	Mech-1	25000	36000	-11000
	Khargaon	Mech-1	46700	76800	-30100
Maharashtra	Amravati	Mech-1	116000	413100	-297100

Telangana	Adilabad	Un-Ginned	202323	738352	-536030
Andhra Pradesh	Adoni	Un-Ginned	24328	-	-
Karnataka	Bijapur	Bunny	45149	46301	-1152
	Raichur	H-44 Cotton	229	193	36
Commodity	Lint		Monthly Sum Arrivals (Quintal)		Change
State	Centre	Variety	May'23	Apr'23	
Punjab	Abohar	J-34	3383	5049	-1666
	Mansa	J-34	Closed	1335	-
Haryana	Sirsa	J-34	7854	5355	2499
Rajasthan	Sri-Ganganagar	J-34	Closed	3400	-3400

Cotton Fiber Price Scenario (As published by Cotton Association of India):

Cotton Association of India Cotton Spot Rates:

Trade Name	Staple	Micronaire	Strength/ GPT	Rs. Per Candy	Rs. Per Candy	Change
				May'23	Apr'23	
Bengal Deshi (RG)/Assam Comilla (101)	Below 22mm	5.0 - 7.0	15	64642	67275	-2633
Bengal Deshi (SG)(201)	Below 22mm	5.0 - 7.0	15	65142	67775	-2633
J-34(202)	26mm	3.5 - 4.9	23	57013	59755	-2743
H-4/ MECH-1(105)	28mm	3.5 - 4.9	27	57642	60260	-2618
Shankar-6(105)	29mm	3.5 - 4.9	28	59575	62395	-2820
Bunny/ Brahma(105)	31mm	3.5 - 4.9	30	60783	63415	-2632
DCH-32(107)	34mm	3.0 - 3.8	33	74308	73650	658

Cotton Yarn Prices:

Cotton Yarn Prices	23-May-23	3-May-23	Change	23-May-23	3-May-23	Change
Varieti y	Prices FOB ,USD			Prices Kg Indian Port		
Ne 20/1 Carded Hosiery Yarn	2.71	2.82	-0.11	224	231	-7.00
Ne 20/1 Combed Hosiery Yarn	2.91	3	-0.09	241	246	-5.00
Ne 21/1 Carded Weaving Yarn	2.71	2.82	-0.11	224	231	-7.00
Ne 26/1 Combed Hosiery Yarn	3.05	3.12	-0.07	252	256	-4.00

Ne 30/1 Carded Hosiery Yarn	2.98	3.06	-0.08	247	251	-4.00
Ne 30/1 Combed Hosiery Yarn	3.11	3.18	-0.07	257	261	-4.00
Ne 32/1 Carded Weaving Yarn	2.98	3.06	-0.08	247	251	-4.00
Ne 34/1 Combed Hosiery Yarn	3.29	3.38	-0.09	272	277	-5.00
Ne 40/1 Combed Hosiery Yarn	3.44	3.52	-0.08	285	289	-4.00
Ne 40/1 Carded Weaving Yarn	3.2	3.28	-0.08	265	269	-4.00
Ne 30/2 Carded Hosiery Yarn	3.21	3.26	-0.05	266	267	-1.00
Ne 32/2 Combed Knitting Yarn	3.58	3.55	0.03	296	299	-3.00
Ne 32/2 Carded Hosiery Yarn	3.27	3.34	-0.07	271	274	-3.00
Ne 40/2 Combed Hosiery Yarn	3.98	4.07	-0.09	329	334	-5.00
Ne 30/1 Combed Compact Weaving Yarn	3.23	3.32	-0.09	267	272	-5.00
Ne 40/1 Combed Compact Weaving Yarn	3.53	3.62	-0.09	292	297	-5.00
Ne 50/1 Combed Compact Weaving Yarn	3.83	3.95	-0.12	317	324	-7.00
Ne 16/1 Open End Yarn	2.22	2.3	-0.08	184	189	-5.00
Ne 21/1 Open End Yarn	2.42	2.49	-0.07	200	204	-4.00
Ne 24/1 Open End Yarn	2.71	2.79	-0.08	224	229	-5.00

Cottonseed and oilcake Prices:

Cotton Seed Oil Cake Prices		Monthly Average Prices (Rs./Quintal)		Change
State	Market	May'23	Apr'23	
Punjab	Bhatinda (Pakki)	3402	3300	102
Punjab	Ludiana	3777	3816	-39
Haryana	Sirsa	3137	3227	-90
Haryana	Hisar	3150	3249	-99
Rajasthan	Hanumangarh	3050	3149	-99
Rajasthan	Vijaynagar	3098	3159	-61
Madhya Pradesh	Indore	3097	3256	-159
Madhya Pradesh	Khargone	3004	3086	-82
Maharastra	Wani	3097	3105	-8
Maharastra	Malkapur	3027	3131	-104
Telegana	Warangal	2851	2936	-85
Telegana	Adilabad	2841	2900	-59
Karnatka	Dharwad	2846	2880	-34

Karnatka	Hubli	3050	3068	-18
Gujarat	Dhasa ,Damnagar,Babra Good Qlty	2890	3098	-208

Cotton Seed Prices		Weekly Average Prices (Rs./Quintal)		Change
State	Market	May'23	Apr'23	
Punjab	Mansa	3323	3324	-1
Punjab	Bhatinda	3383	3385	-2
Haryana	Adampur	3412	3413	-1
Haryana	Charkhi Dadari	3312	3313	-1
Rajasthan	Hanumangarh	3457	3458	-1
Rajasthan	Bikaner	3503	3504	-1
Madhya Pradesh	Sendhwa	2980	2981	-1
Madhya Pradesh	Barwaha	2923	2924	-1
Maharastra	Malkapur	3035	3034	1
Maharastra	Akot	3188	3187	1
Telegana	Madnoor	3036	3035	1
Telegana	Jangaon	3041	3043	-2
Karnatka	Bijapur	2907	2908	-1
Karnatka	Hubli	2907	2908	-1
Gujarat	Mahuva,Rajula,S.Kundla,UNA	2909	2910	-1
Gujarat	Kadi	2963	2966	-3

Disclaimer

The information and opinions contained in the document have been compiled from sources believed to be reliable. The company does not warrant its accuracy, completeness and correctness. Use of data and information contained in this report is at your own risk. This document is not, and should not be construed as, an offer to sell or solicitation to buy any commodities. This document may not be reproduced, distributed or published, in whole or in part, by any recipient hereof for any purpose without prior permission from the Company. IASL and its affiliates and/or their officers, directors and employees may have positions in any commodities mentioned in this document (or in any related investment) and may from time to time add to or dispose of any such commodities (or investment). Please see the detailed disclaimer at © 2023 Indian Agribusiness Systems Ltd.