

Domestic Market Scenario

Major Highlights (Jun 2023):

- Cotton sowing is been progressing for the 2023-24 season in India. For Northern states of Punjab, Haryana and Rajasthan sowing has been completed.
- Indian market sentiment has turned bearish during the last month and there was a downtrend in cotton as well as cotton seed prices.
- Indian cotton arrivals have reduced during the last month as monsoon has arrived in India. However, we have seen a peak arrivals between Mar-May in the 2022-23 season as farmers have started relasing the stocked cotton in the market.
- The daily arrival of cotton in India has declined to approximately 30,000 to 35,000 bales in June month.

Production Estimate:

- The Cotton Association of India in its latest estimate of the cotton crop for 2022-23 season has reduced its cotton production estimate by 4.65 lakh bales to 298.35 lakh bales from 303 lakh bales with reduction in Telangana and Tamil Nadu.

| Cotton Balance Sheet | 2021-22 | 2022-23 |
|--------------------------------------|---------|---------|
| Opening Stock | 71.84 | 31.89 |
| Production | 307.05 | 298.35 |
| Imports | 14 | 15 |
| Domestic Consumption | 318 | 311 |
| Exports | 43 | 20 |
| Closing Stock | 31.89 | 14.24 |
| Source: CAI; unit- Lakh Bales | | |

- Cotton imports were maintained at 15 lakh bales whereas exports reduced to 20 lakh bales from previous 25 lakh bales. Domestic consumption was estimated at 311 lakh bales. Overall, the ending stock for the 2022-23 season was estimated at 14.24 lakh bales.

- Agriwatch has estimated cotton production at 330 lakh bales for the 2022-23 season. We expect that about 30-35% of the cotton stock is still with farmers which may get released in the coming months.

Production Estimate

As per USDA, India's Cotton crop is estimated at 32.66 million bales higher than 31.25 million bales in the 2021-22 season. The increase in production is due to the increased acreages and yield for the 2022-23 season.

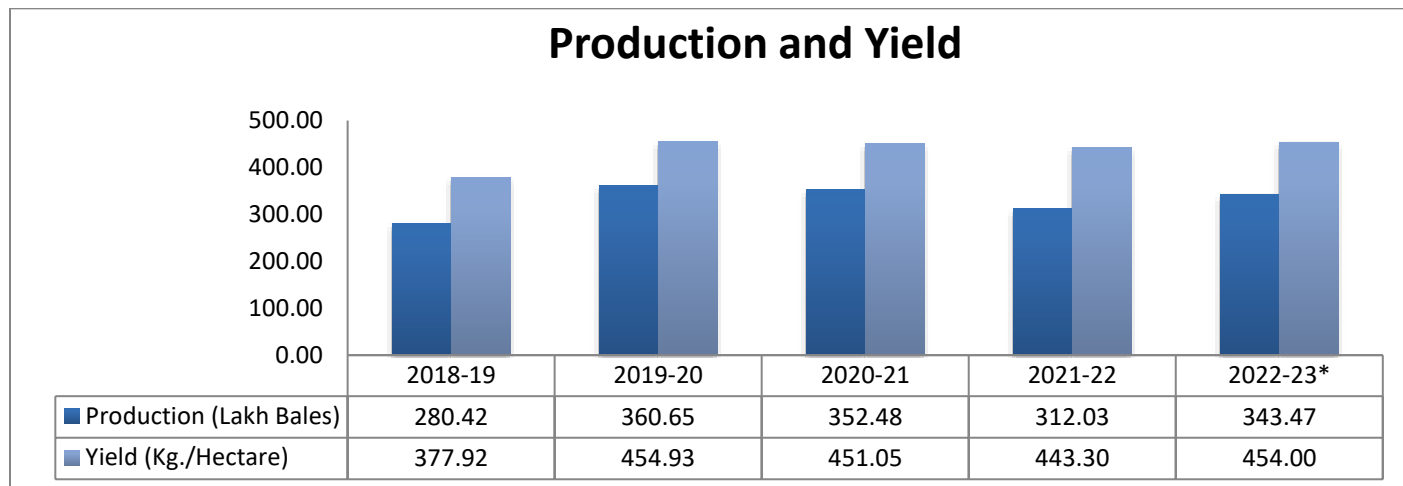
The government of India in its Third advance estimate has estimated the Cotton production at 34.34 million bales against 31.20 million bales in the 2021-22 season.

AgriWatch has maintained its Cotton production estimate to 33.00 million bales from previous season estimate of 31.50 million bales due to increased yield reported from major cotton producing states.

Production Estimates (Million Bales):

| | 2021-22 | 2022-23 |
|-----------|---------|---------|
| GOI | 31.20 | 34.34 |
| AgriWatch | 31.50 | 33.00 |
| USDA | 31.25 | 32.66 |

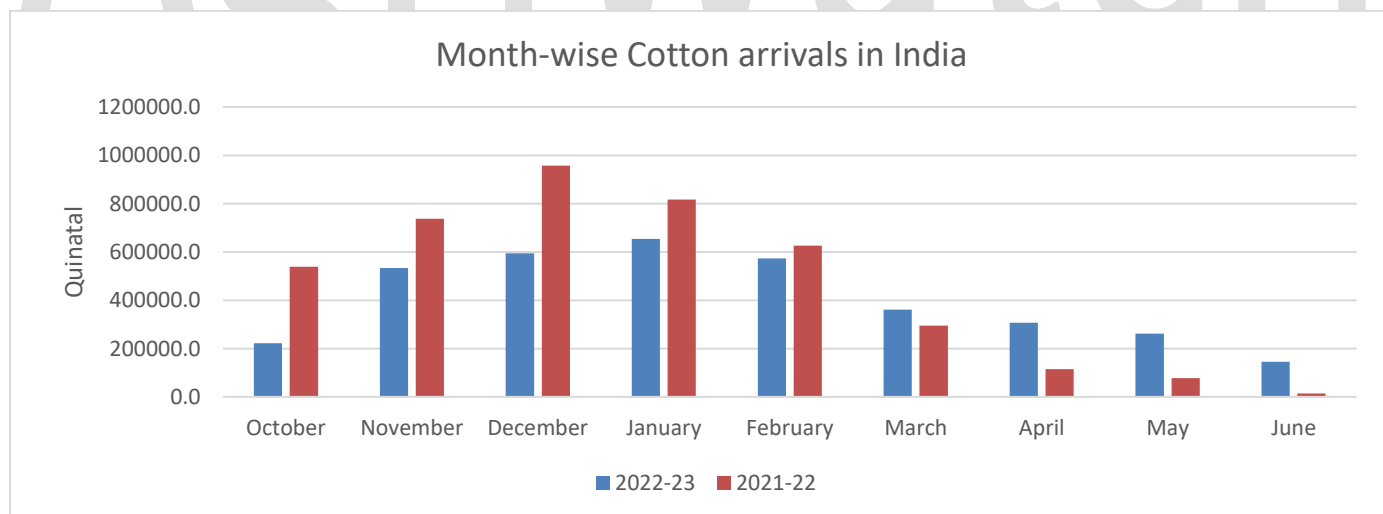
Domestic Production & Yield



Source: dacnet.nic.in *03rd Advance estimate as on 26.05.2023

According to Min. of Agriculture's 3rd advance estimate, Cotton output in the country for the coming 2022-23 season is likely to increase by around 10% to 343.47 lakh bales from 312.03 lakh bales produced during 2021-22. The major reason behind the increase in production is the expected increase in acreage and yield during the 2022-23 season.

State-wise and month-wise Cotton Arrivals:



Source: Agriwatch

| State-Wise Cotton Arrival (Tonne) | | | |
|-----------------------------------|----------|--------|----------|
| State | Jun'23 | Jun'22 | % Change |
| Andhra Pradesh | 20172.1 | 335.5 | 5912.00 |
| Gujarat | 20339.38 | 4992.3 | 307.00 |

| | | | |
|------------------|-----------------|-----------------|---------------|
| Haryana | 9733.81 | 1493.6 | 551.00 |
| Karnataka | 3358 | 701 | 379.00 |
| Madhya Pradesh | 19536.51 | 530 | 3586.00 |
| Maharashtra | 64705 | 58 | 111460.00 |
| Punjab | 12.5 | - | - |
| Rajasthan | 1325.5 | 602.3 | 120.00 |
| Tamil Nadu | 940.91 | 1908.8 | -50.00 |
| Telangana | 5600.37 | 3331.32 | 68.00 |
| ALL India | 145724.9 | 13952.82 | 944.00 |

Source: Agmarknet

Sowing Update:

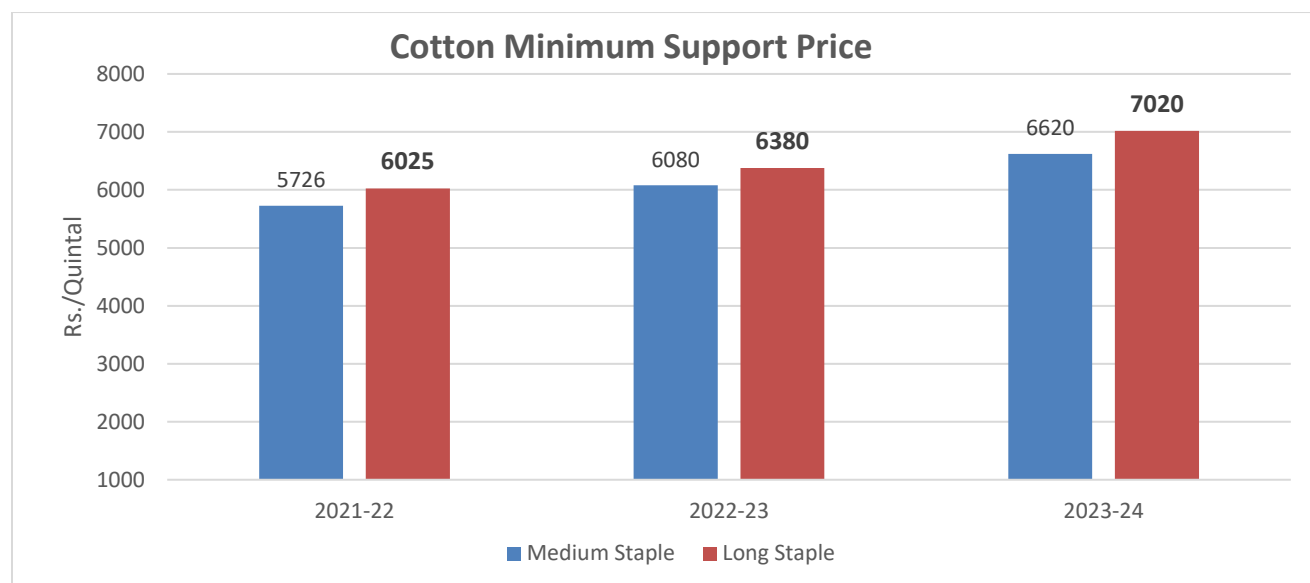
According to the recent release by Department of Agriculture & Farmers Welfare, Till 30th June 2023, farmers have covered 40.49 lakh ha. area under cotton crop, significantly down by -13.91% from 47.03 lakh ha. same time last year. Agriwatch expects cotton sowing to progress with the progress of monsoon in the coming month.

| State | Cotton Sowing progress as on 30th June'23 | | |
|----------------|---|--------------|---------------|
| | (Lakh Ha) | | % Change |
| | 2023 | 2022 | |
| Andhra.Pradesh | 0.37 | 0.6 | -38.33 |
| Gujarat | 13.07 | 10.85 | 20.46 |
| Haryana | 6.54 | 6.5 | 0.62 |
| Karnataka | 0.79 | 2.88 | -72.57 |
| Madhya.Pradesh | 3.29 | 1.32 | 149.20 |
| Maharashtra | 2.42 | 9.31 | -74.01 |
| Punjab | 1.7 | 2.48 | -31.45 |
| Rajasthan | 7.06 | 5.56 | 26.98 |
| Tamil.Nadu | 0.067 | 0.065 | 3.08 |
| Telangana. | 4.96 | 6.91 | -28.22 |
| Uttar.Pradesh | 0.17 | 0.25 | -32.00 |
| Total | 40.49 | 47.03 | -13.91 |

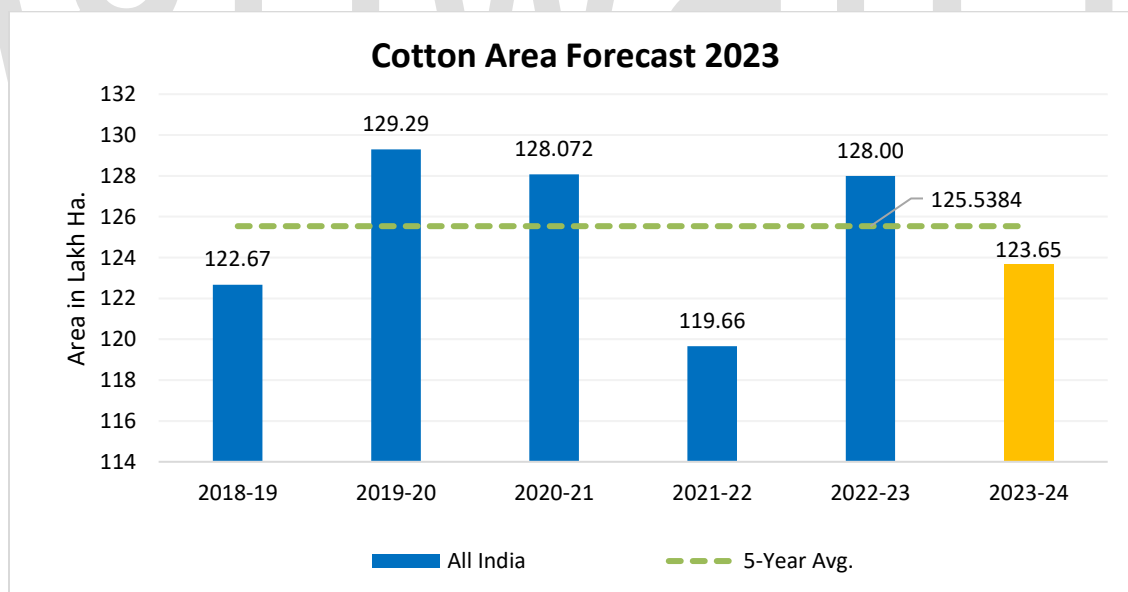
Source: NFSM

All India avg. return on cotton has comparatively decreased during the 2022-23 season by around 72% compared to previous 102%. We expect cotton akerages to come down during the 2023-24 season. Farmers are likely to shift to other profitable crops like rice, maize, red chillis etc. Although, CACP has recommended to increase the minimum support price for major kharif crops for the 2023-24 season.

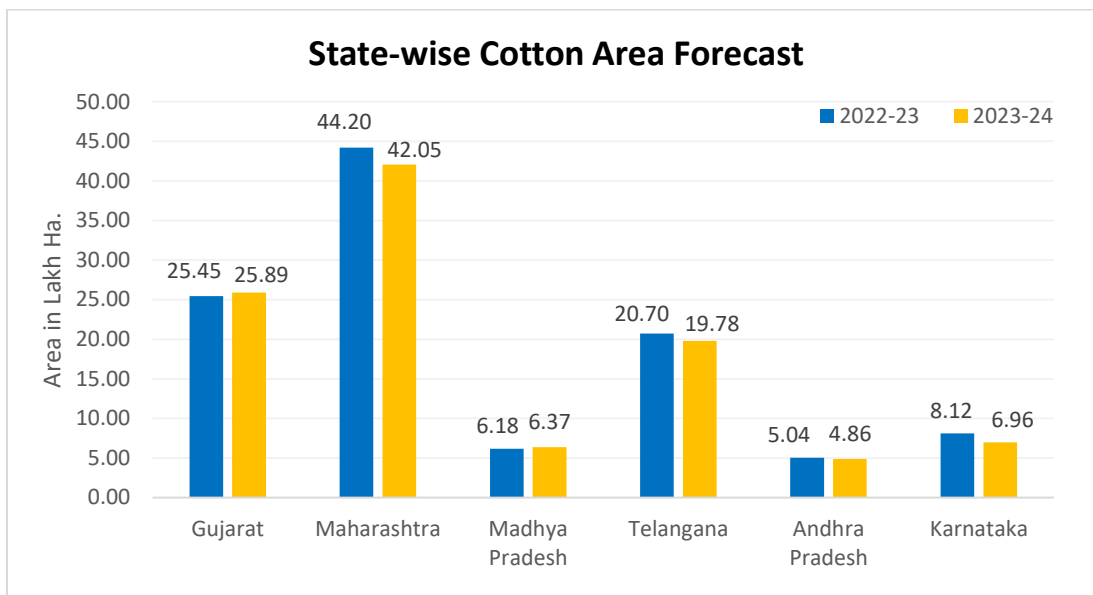
Despite the decent increase in MSP cotton acreage is not likely to increase in India as prices for other profitable crops remain higher.



New Analysis:



Cotton acreage for the 2023-24 season is expected to remain lower than the past 5-years average at 123.65 lakh hectares against 125.53 lakh hectares. During the previous season area under cotton crop was at 128.07 lakh hectares.

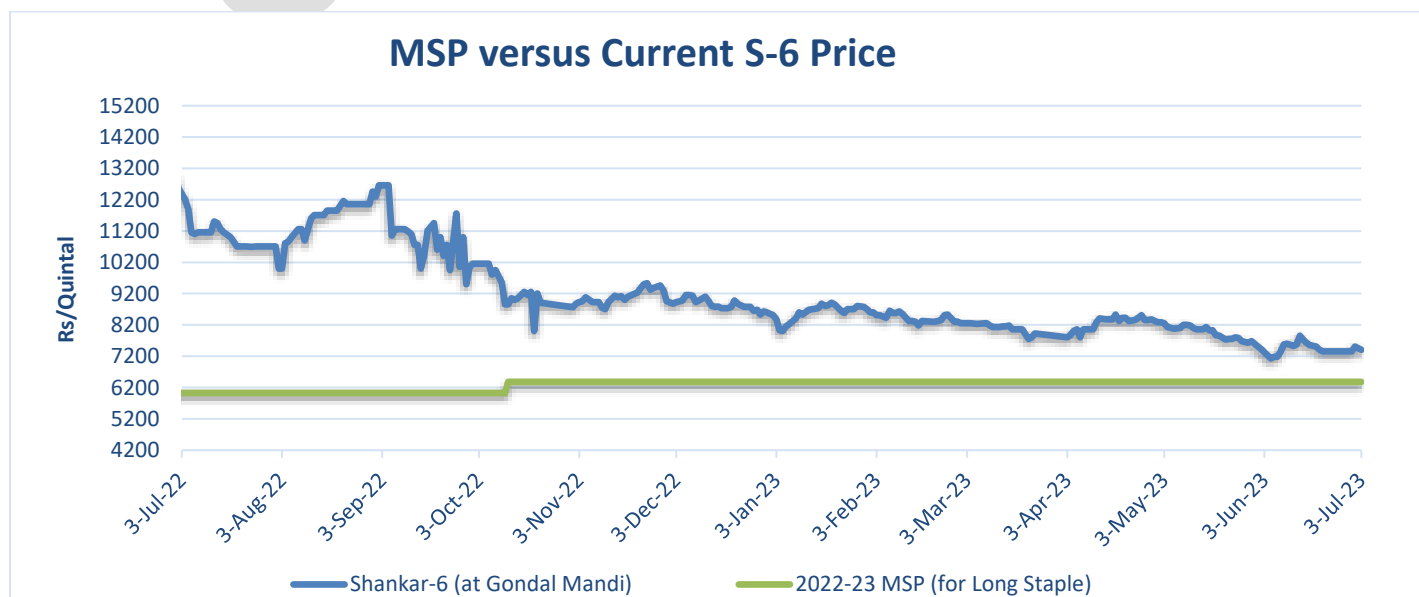


In the states of Maharashtra, Telangana, Andhra Pradesh and Karnataka farmers are likely to shift towards Red chilli and Tur crop.

Domestic Cotton Prices Scenario

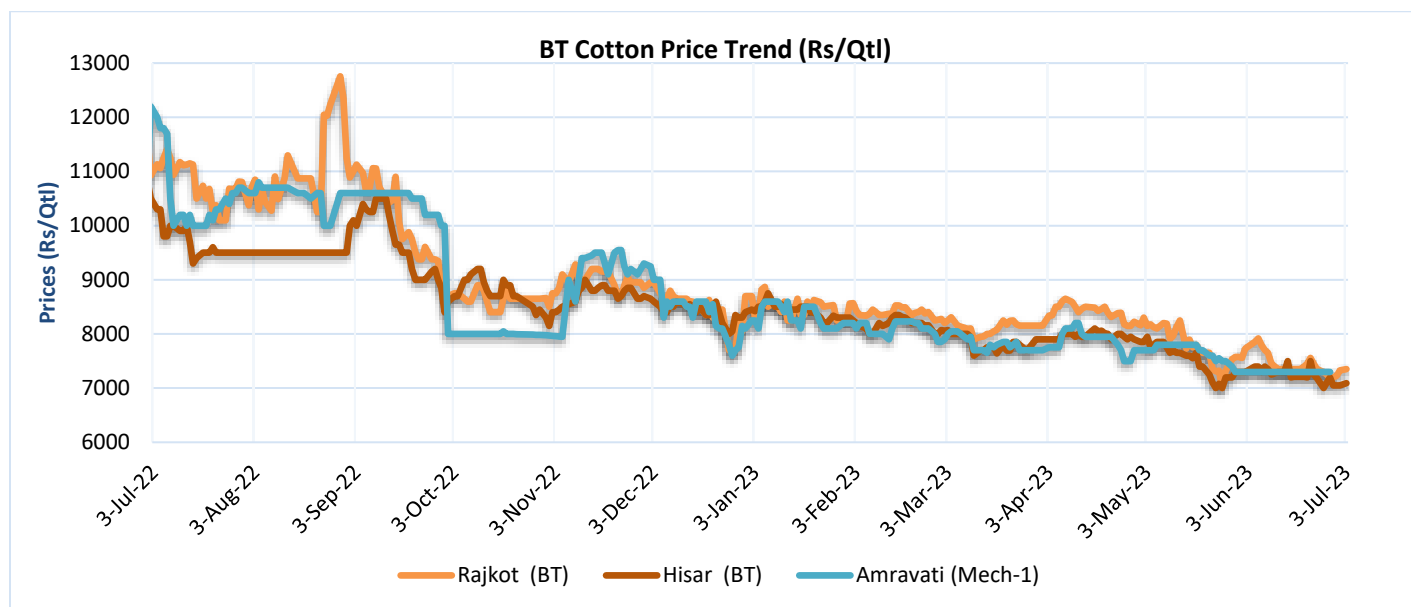
MSP V/s Shanker-6 Prices

Average kapas price at Gondal market stood lower at Rs. 7,404/qt in Jun 2023 same as that of previous month in May 2023. Prices have decreased due weak demand both from the domestic and international market.

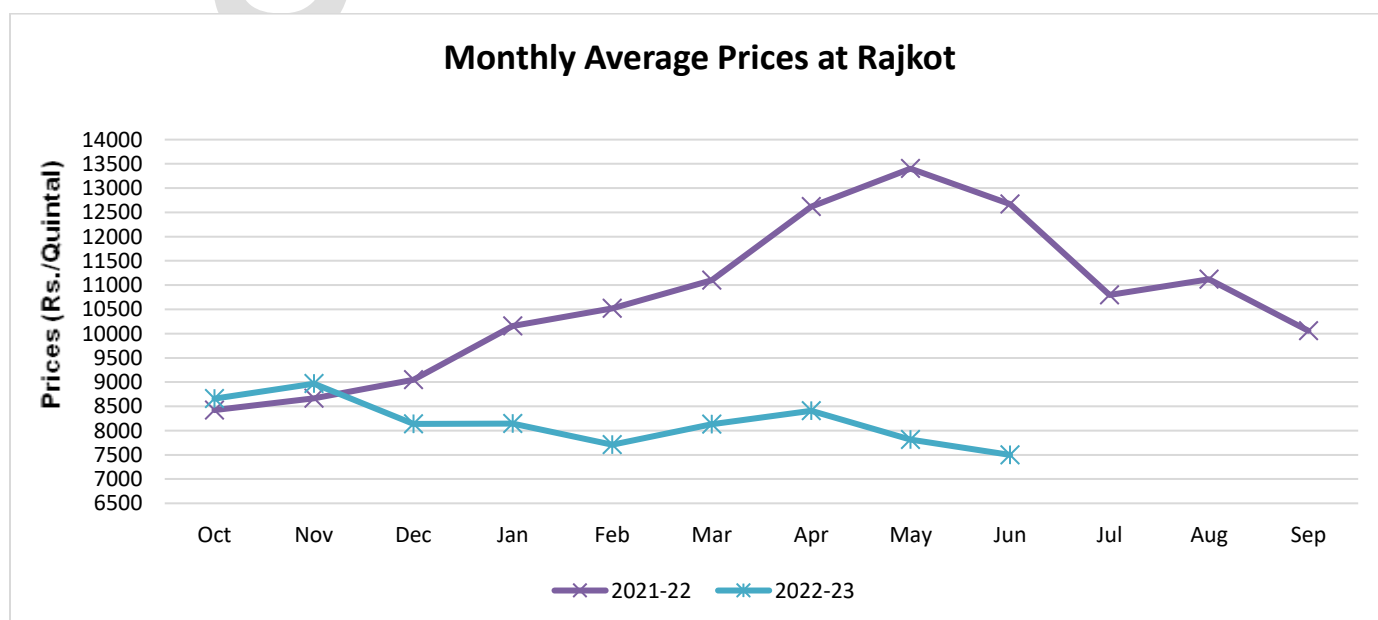


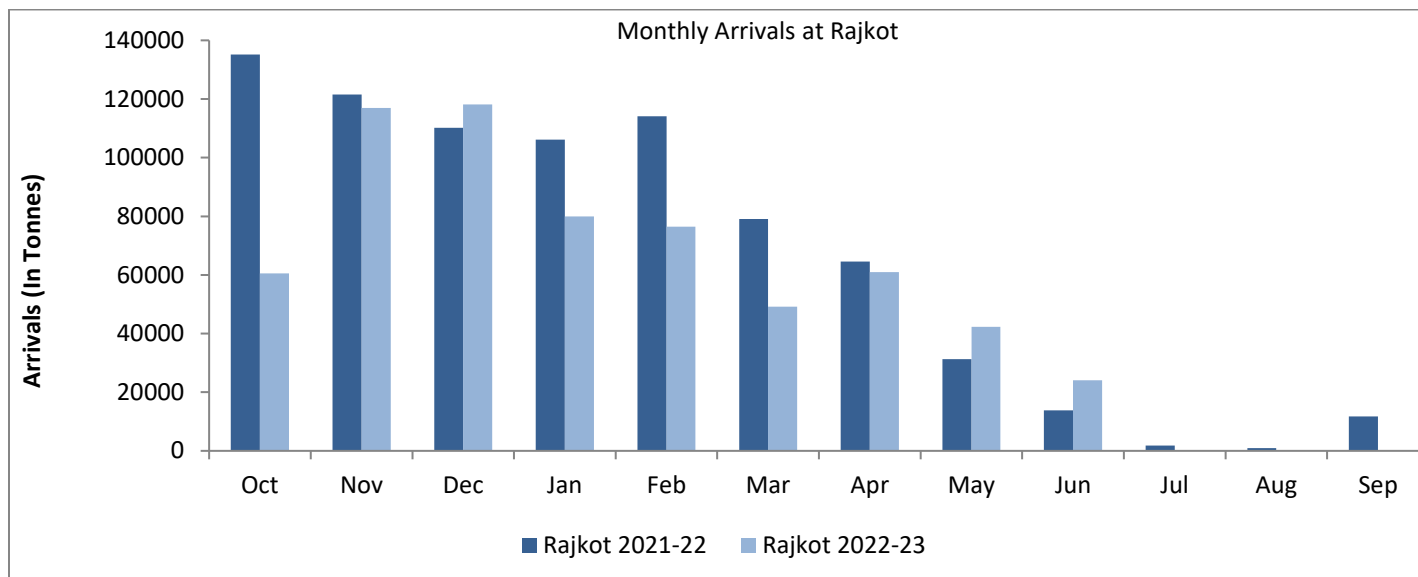
Kapas (Raw Cotton) Monthly Price Scenario

Monthly Price Review: Monthly kapas average price at Rajkot and other markets were significantly lower and stood at Rs.7,459/quintal in Rajkot as compared to previous month price of Rs. 7,807/quintal. Arrivals are almost over for the 2022-23 season.



Kapas Monthly M-o-M Price Scenario

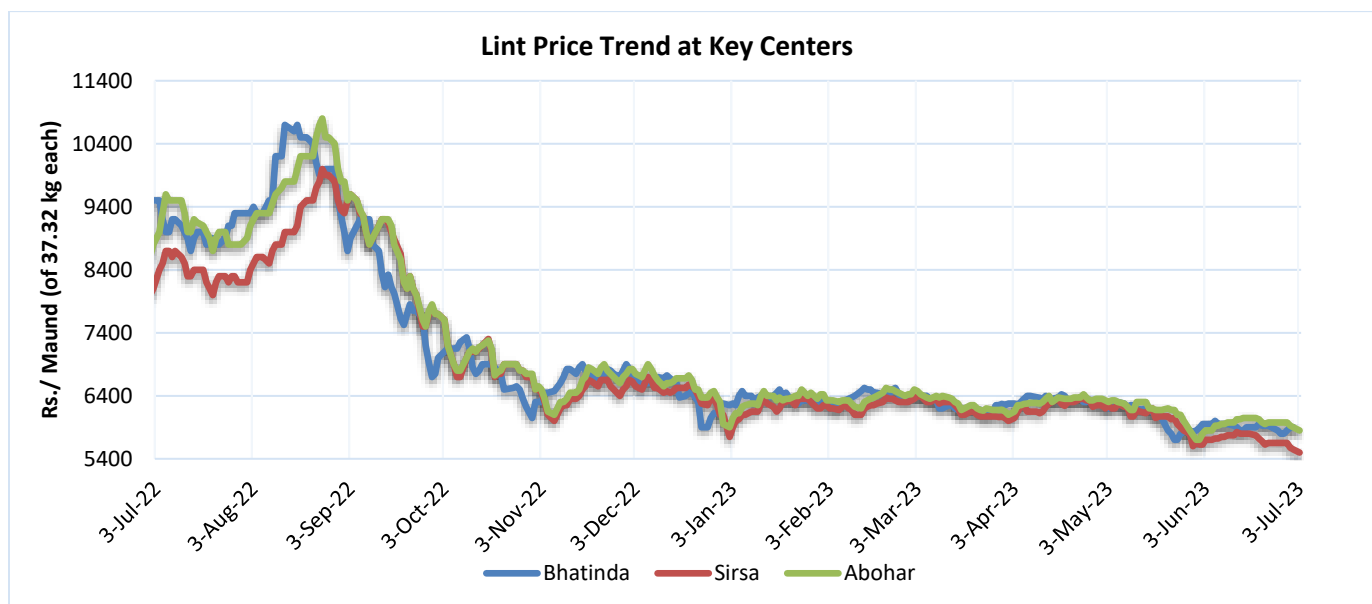




The arrivals in the month of Jun month have decreased in the market, and the monthly average price was at Rs. 7499/Qtl compared to the prices during the corresponding month of the previous season. (Rs. 12,669/Qtl).

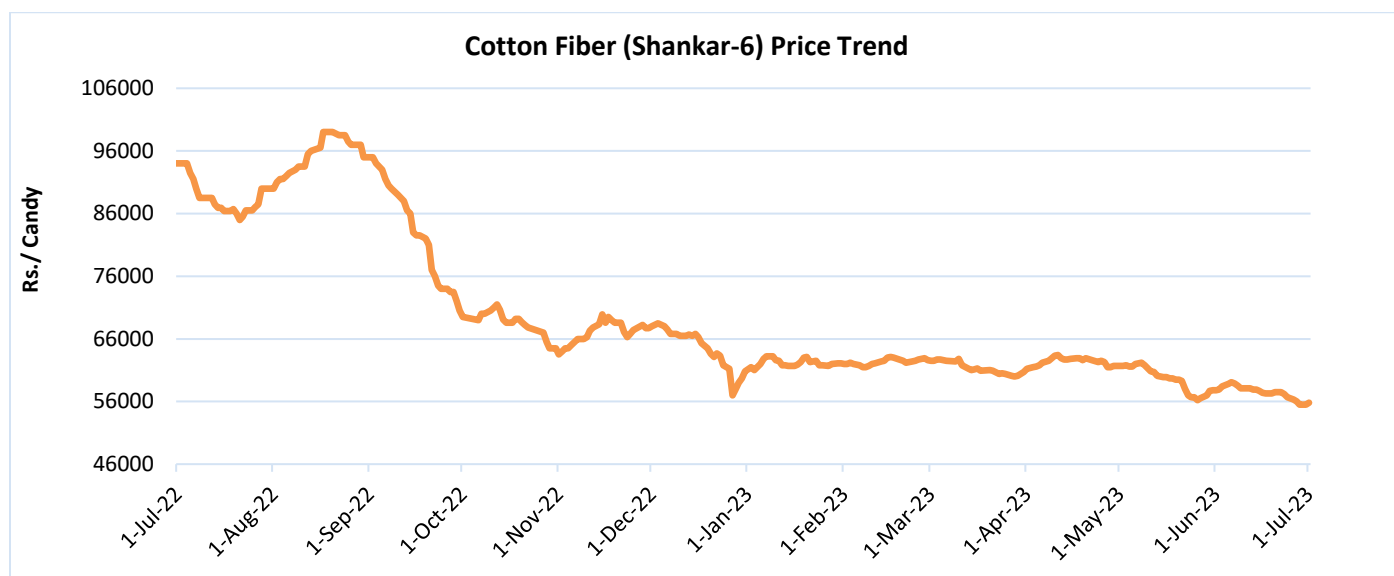
Lint price Outlook

Monthly average price of Lint at Sirsa stood lower compared to previous month at Rs.5674 per maund of 37.32 kg each in Jun, in Bhatinda market the prices have decreased from Rs. 5905 per maund to Rs. 6086 per maund of 37.32 kg each. The cotton crop quality (staple length) has been affected in Punjab and Haryana due to unresistant weather condition during the past months.



Cotton Fiber Price Outlook

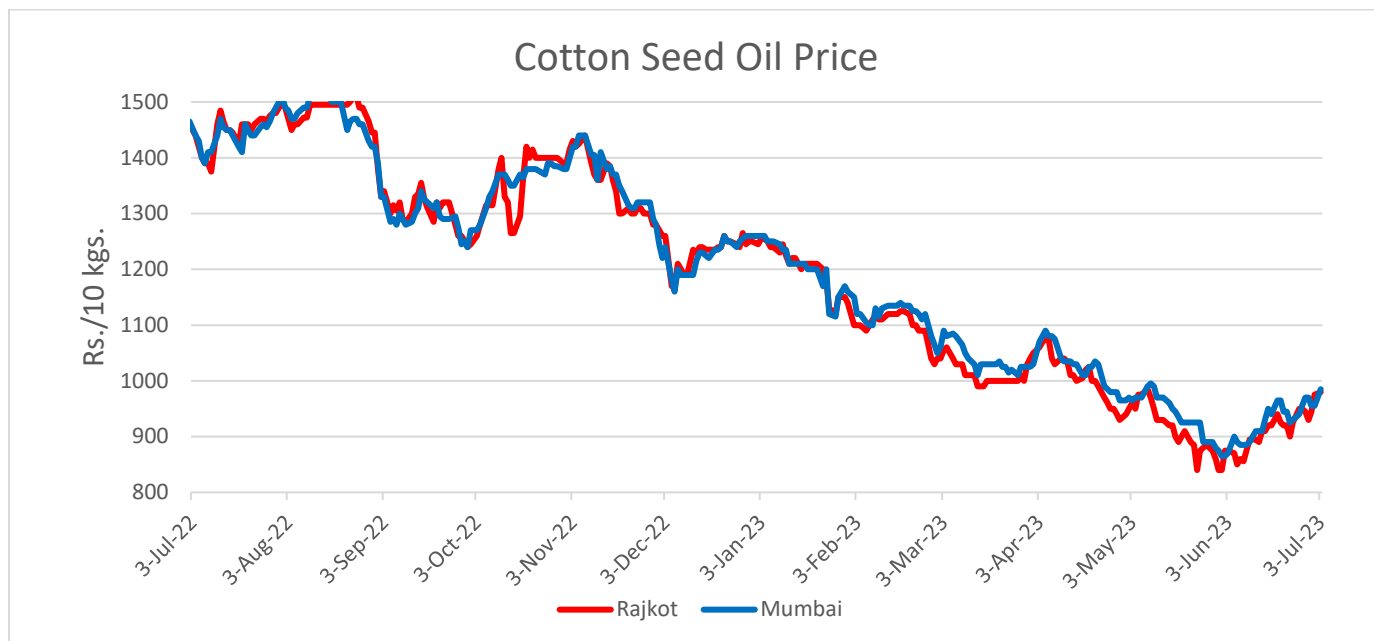
The average spot price quoted for Shankar-6 (29mm) by CAI was Rs. 57,400 per candy (of 355.6 kg each) during the June month, lower than Rs. 59,362 per candy from previous month. Agriwatch expects cotton fiber to remain around of Rs.54,200-56,400 per candy in the coming month.



Cotton Seed Oil Monthly Price Scenario

The monthly average price in Jun month stood slightly lower as compared to previous month. The lower demand has affected the domestic market during the past month.

| Centers | Monthly Average Price as on (Rs/10 kg.) | | % Change |
|---------------|---|-----|--------------|
| | Jun | May | |
| Rajkot | 904 | 915 | -1.26 |
| Mumbai | 921 | 943 | -2.32 |

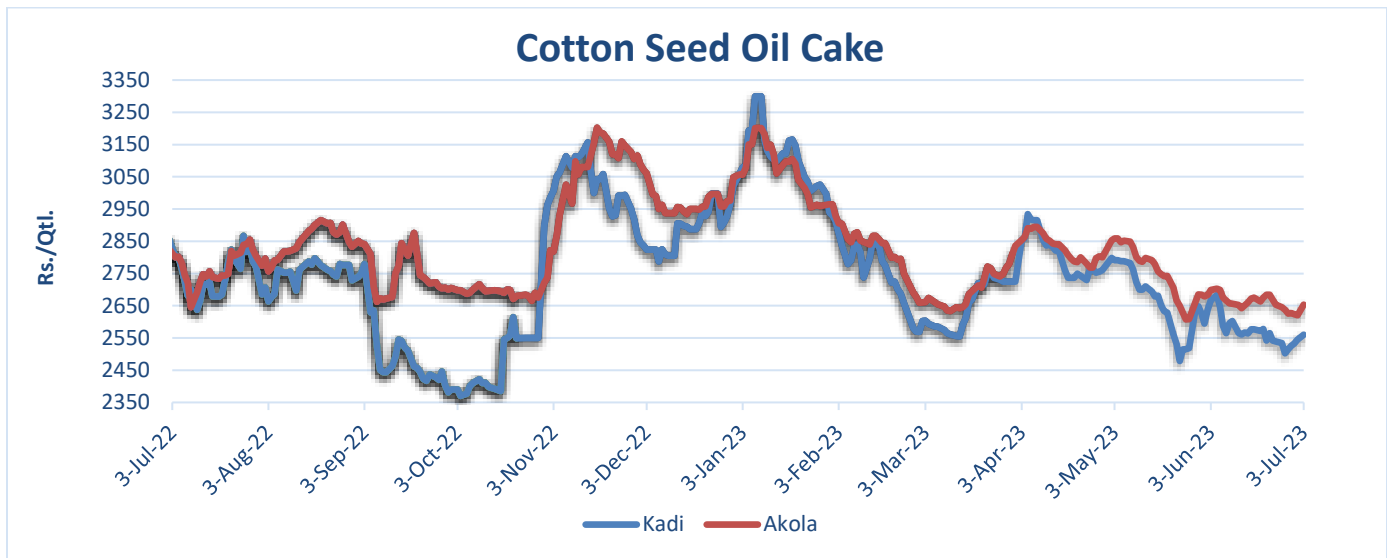


Cotton Seed Oil Cake Monthly Price Scenario

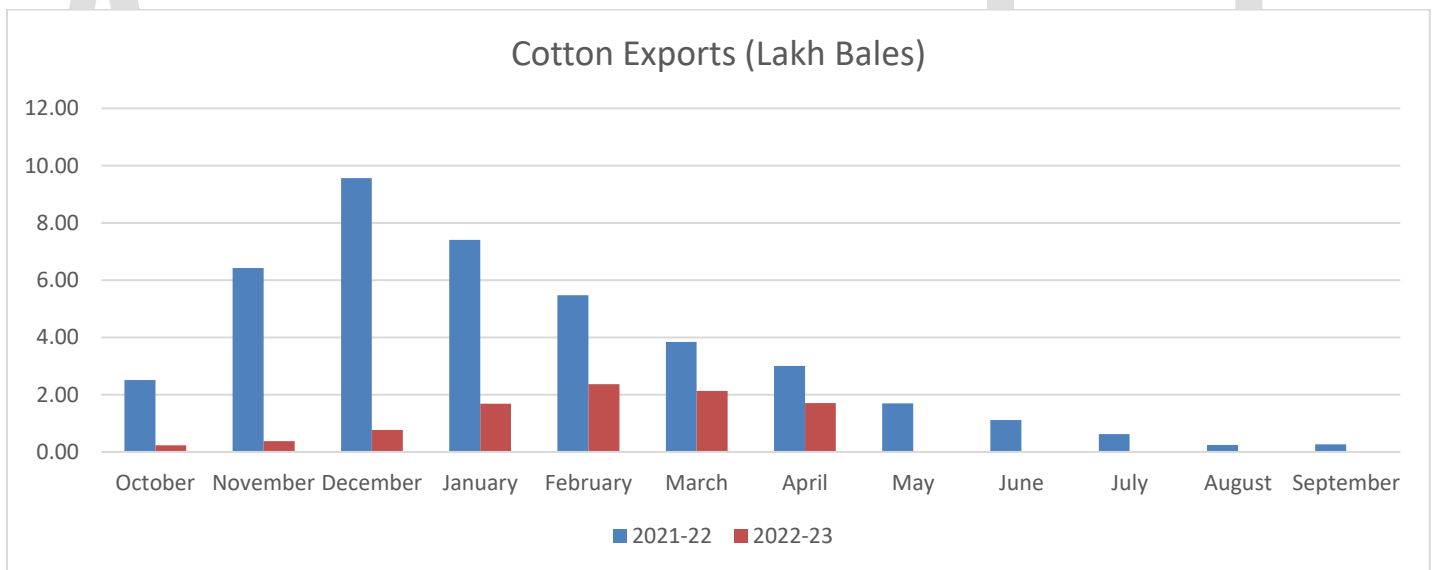
The average price of cottonseed oilcake in the Kadi market has decreased and was at Rs. 2574 per quintal from Rs. 2667 per quintal and in Akola it was at Rs. 2664 per quintal from Rs. 2753 per quintal the previous month.

| Centers | Monthly Average Price as on (Rs/quintal.) | | % Change |
|--------------|---|------|--------------|
| | Jun | May | |
| Kadi | 2574 | 2667 | -3.47 |
| Akola | 2664 | 2753 | -3.24 |

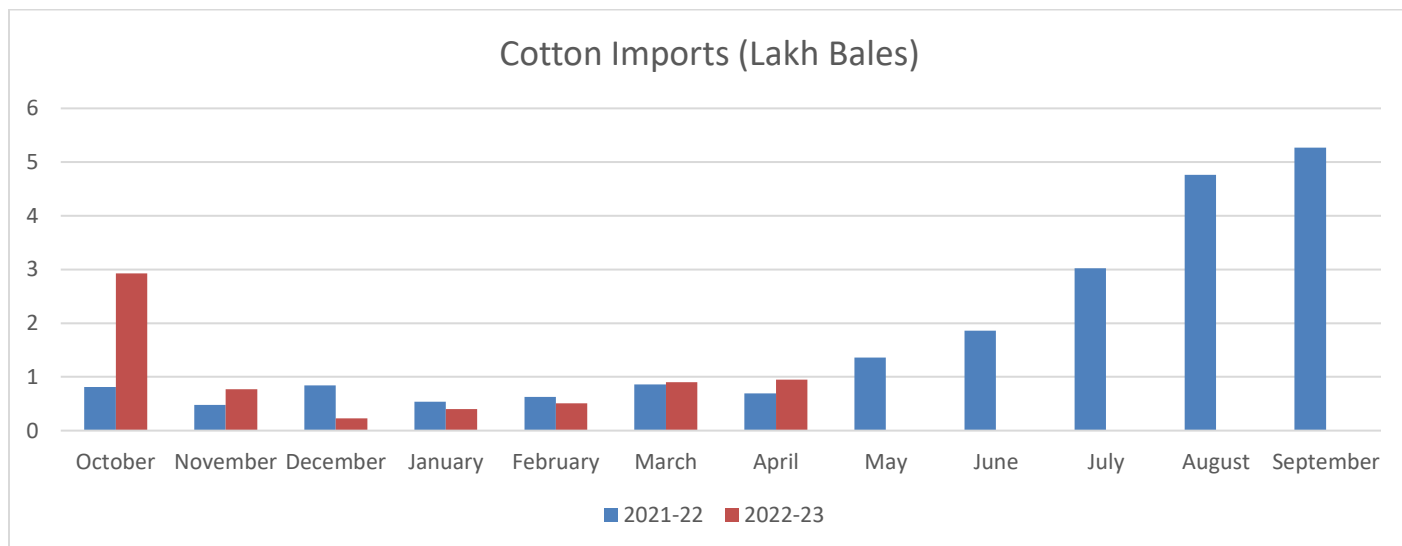
*Source: NCDEX



Cotton Export and Import Scenario:



Source: DGCIS



Source: DGCIS

Country-wise Import/Export:

| Cotton Exports (Commodity: 5201 COTTON, NOT CARDED OR COMBED) | | | |
|---|-----------|-----------|----------|
| Country | Apr' 2022 | Apr' 2023 | % Growth |
| BAHARAIN IS | 22.5 | | |
| BANGLADESH PR | 38,668.44 | 20,772.61 | -46.28 |
| BELGIUM | | 0.05 | |
| BRAZIL | 25.16 | | |
| BULGARIA | | 132.45 | |
| CANADA | | 0.34 | |
| TAIWAN | 23.92 | 20.11 | -15.94 |
| CHINA P RP | 620.69 | 3,124.19 | 403.35 |
| GREECE | | 22.09 | |
| INDONESIA | 3,630.89 | 1,322.97 | -63.56 |
| IRELAND | | 0.05 | |
| ITALY | 528.4 | | |
| JAPAN | 149.86 | 37.71 | -74.83 |
| MAURITIUS | 507.07 | | |
| MEXICO | 50.18 | | |
| NEPAL | 49.68 | 114.67 | 130.81 |
| OMAN | 1,164.64 | | |
| PORTUGAL | 25.08 | 50.41 | 100.96 |
| TANZANIA REP | | 0.02 | |
| THAILAND | 442.61 | 150.86 | -65.92 |
| TURKEY | 24.4 | | |
| U ARAB EMTS | 1,291.91 | 2,094.51 | 62.13 |
| U S A | 0 | 0 | -25 |

| | | | |
|-----------------|------------------|------------------|---------------|
| VIETNAM SOC REP | 5,157.35 | 1,375.42 | -73.33 |
| Total | 52,382.76 | 29,218.44 | -44.22 |

Source: DGCIS

| Cotton Imports (Commodity: 5201 COTTON, NOT CARDED OR COMBED) | | | |
|--|------------------|------------------|-----------------|
| Country | Apr' 2022 | Apr' 2023 | % Growth |
| AUSTRALIA | 98.45 | 5,685.32 | 5,675.07 |
| BRAZIL | 98.04 | | |
| CAMEROON | 182.36 | | |
| CHAD | 91.31 | | |
| EGYPT A RP | 1,038.98 | 2,178.94 | 109.72 |
| GERMANY | 24.16 | 99.33 | 311.21 |
| GREECE | 247.05 | 316.09 | 27.95 |
| ISRAEL | | 117.24 | |
| ITALY | | 189.33 | |
| COTE D' IVOIRE | 599.42 | | |
| MALI | 756.42 | | |
| NETHERLAND | 406.52 | | |
| SENEGAL | 504.35 | | |
| SINGAPORE | 45.6 | | |
| SWITZERLAND | 149.5 | | |
| TANZANIA REP | 150.1 | 151.89 | 1.19 |
| TURKEY | 171.6 | 198.02 | 15.4 |
| U S A | 7,167.71 | 7,163.43 | -0.06 |
| Total | 11,731.55 | 16,099.60 | 37.23 |

Source: DGCIS

Price Outlook for the coming month:

| Price Projections for Rajkot (BT Cotton) | Jun'23 | Jul'23 | Aug'23 |
|---|---------------|---------------|---------------|
| | 7499 | 7220-7350 | 7200-7320 |

Unit: Rs. / Quintal

***During the long term raw cotton prices are expected to trade stable.**

Domestic Cotton Balance Sheet (MY October to September)

| Cotton Balance Sheet | | | |
|--------------------------------|----------------|----------------|----------------|
| In Lakh Bales (170 KGS) | 2020-21 | 2021-22 | 2022-23 |
| Opening stock | 103.82 | 78.82 | 36.42 |
| Cotton production | 365 | 315.6 | 330.14 |
| Imports | 10 | 12 | 12 |
| Total supply | 478.82 | 406.42 | 378.56 |
| Mill consumption | 274 | 278 | 280 |
| Consumption by SSI | 30.8 | 30 | 30 |
| Non-Mill consumption | 20.2 | 22 | 20 |
| Exports | 75 | 40 | 35 |
| Total Demand | 400 | 370 | 365 |
| Ending Stock | 78.82 | 36.42 | 13.56 |
| Stock to Use Ratio | 19.71% | 9.84% | 3.70% |

Source: Agriwatch Research

The 2022-23 cotton has started with 53% lower beginning stocks compare to last year. The cotton production during the 2022-23 season is maintained at 330.14 lakh bales. Overall supply is estimated at 378.56 lakh bales against the total demand of 365 lakh bales. Consequently, the stock to use ratio is likely to remain lower than last year (last year itself the stock to use ratio was lower).

International Market Scenario

Major Market Highlights:

USDA has estimated India's cotton exports to decline by 5,00,000 bales in May month to 1.8 million bales, roughly equal to its import forecast. Industry experts have projected export to be under 20 lakh bales during 2022-23 (October-September).

The USDA's crop progress report for the week ending on 04th June '23 indicates that 71% of the cotton crop was planted which was 60% in previous week and 82% in previous year. Cotton squaring stands at 6% which

was 10% previous season. Around 43% of the crop is in good condition as compared to previous week 41%, around 11% of the crop is in poor condition.

As per Cotlook Outlook, the global raw cotton production is forecasted lower by 69,000 tonne to 24,852,000 tonne during the 2022-23 season. Reduction for the African Franc Zone and the United States were partially offset by increase for China and Australia.

USDA Balance Sheet

| World Cotton Balance Sheet | | | |
|----------------------------|----------|----------|----------|
| | 2020-21 | 2021-22# | 2022-23* |
| Area Harvested | 31,299 | 32,486 | 31,855 |
| Yield | 774 | 775 | 795 |
| Opening Stock | 98,234 | 86,217 | 86,159 |
| Production | 1,11,273 | 1,15,780 | 1,16,355 |
| Imports | 48,561 | 42,620 | 37,867 |
| Exports | 48,872 | 42,997 | 38,274 |
| Domestic Consumption | 1,23,118 | 1,15,900 | 1,09,631 |
| Ending Stock | 86,217 | 86,159 | 92,633 |

Source: USDA *Global projected 2022-23; #estimated 2021-22

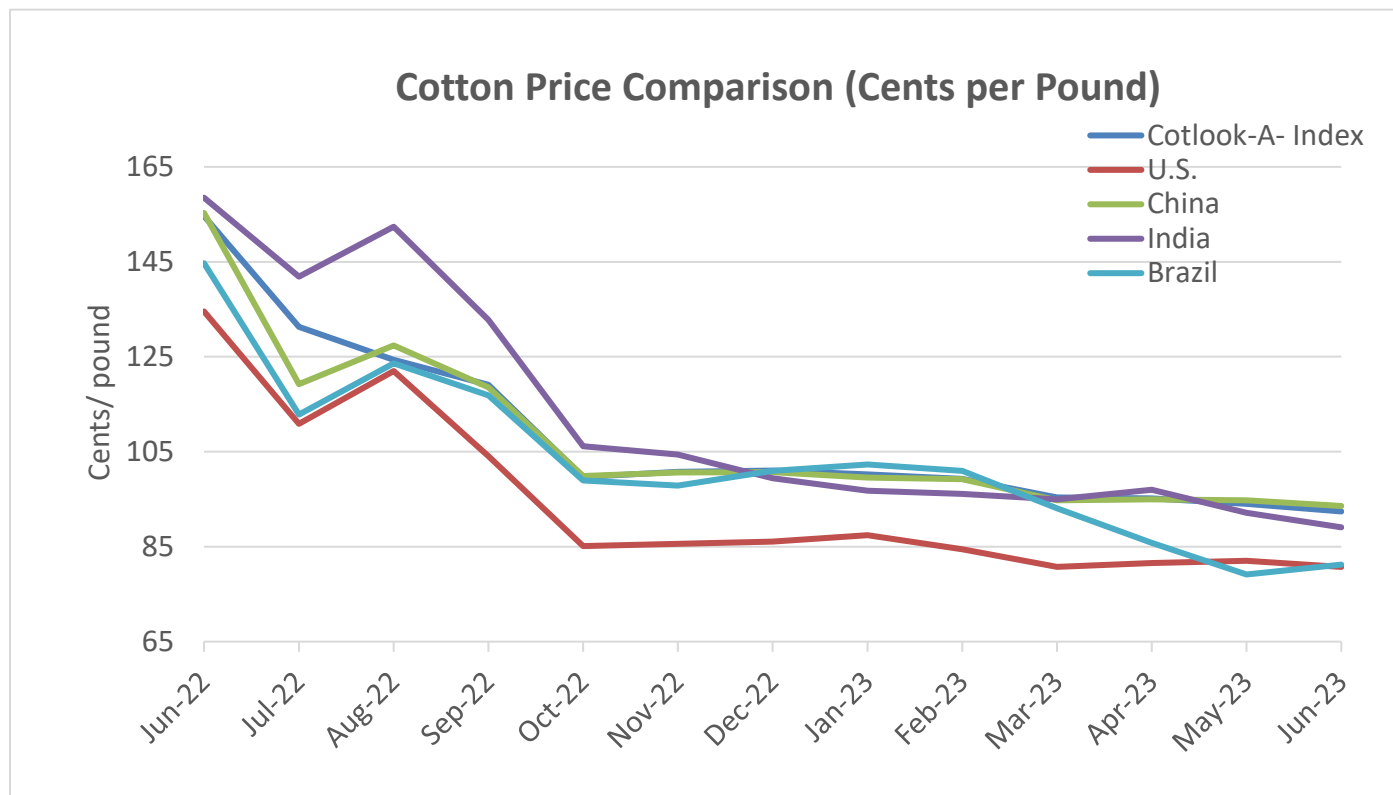
*Attribute Unit Description: Area in 1000 Ha; Yield of Cotton in Kg/Ha; Quantity of Cotton in 1000 480-lb Bales

| India's Cotton Balance sheet | | | |
|------------------------------|---------|---------|----------|
| | 2020-21 | 2021-22 | 2022-23* |
| Area Harvested | 13,286 | 12,370 | 13,000 |
| Yield | 452 | 429 | 410 |
| Opening Stock | 15,684 | 11,939 | 8,596 |
| Production | 27,600 | 24,400 | 24,500 |
| Imports | 844 | 1,000 | 1,750 |
| Exports | 6,189 | 3,743 | 1,400 |
| Domestic Consumption | 26,000 | 25,000 | 23,000 |
| Ending Stock | 11,939 | 8,596 | 10,446 |

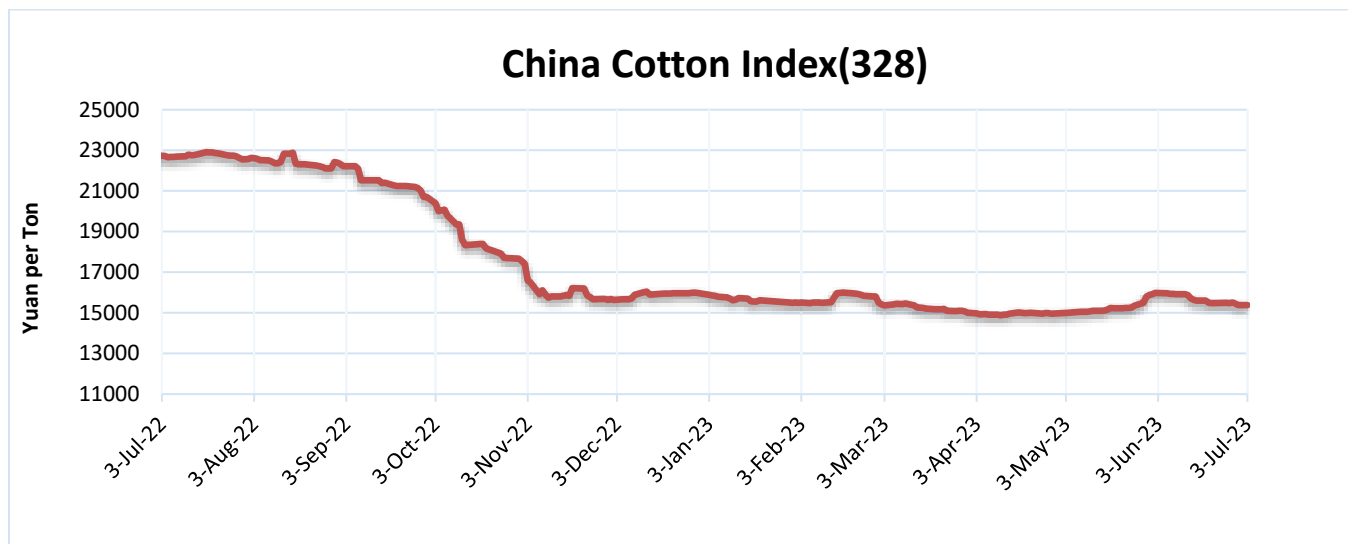
Source: USDA *India projected 2022-23; #estimated 2021-22

*Attribute Unit Description: Area in 1000 Ha; Yield of Cotton in Kg/Ha; Quantity of Cotton in 1000 480-lb Bales

Cotton Price Comparison



| Cotlook A Index | Monthly Average Price as on | | % Change |
|------------------------------|-----------------------------|--------|----------|
| | Jun'23 | May'23 | |
| Cotlook A Index | 92.42 | 94.01 | -1.72 |
| India | 89.08 | 92.14 | -3.43 |
| Cotton Index FC (M) | 93.58 | 94.77 | -1.27 |
| Brazil Cotton Index | 81.23 | 79.15 | 2.56 |
| USA Spot Price | 80.74 | 82.03 | -1.59 |
| Prices in US cents per Pound | | | |



| Cotton Index | Monthly Average Price as on | | % Change |
|--------------|-----------------------------|----------|----------|
| | Jun | May | |
| CCIndex(328) | 17275.70 | 16375.00 | 5.50 |
| CCIndex(527) | 15938.85 | 15030.80 | 6.04 |
| CCIndex(229) | 17505.45 | 16634.95 | 5.23 |

Prices in Yuan per ton

Source: USDA

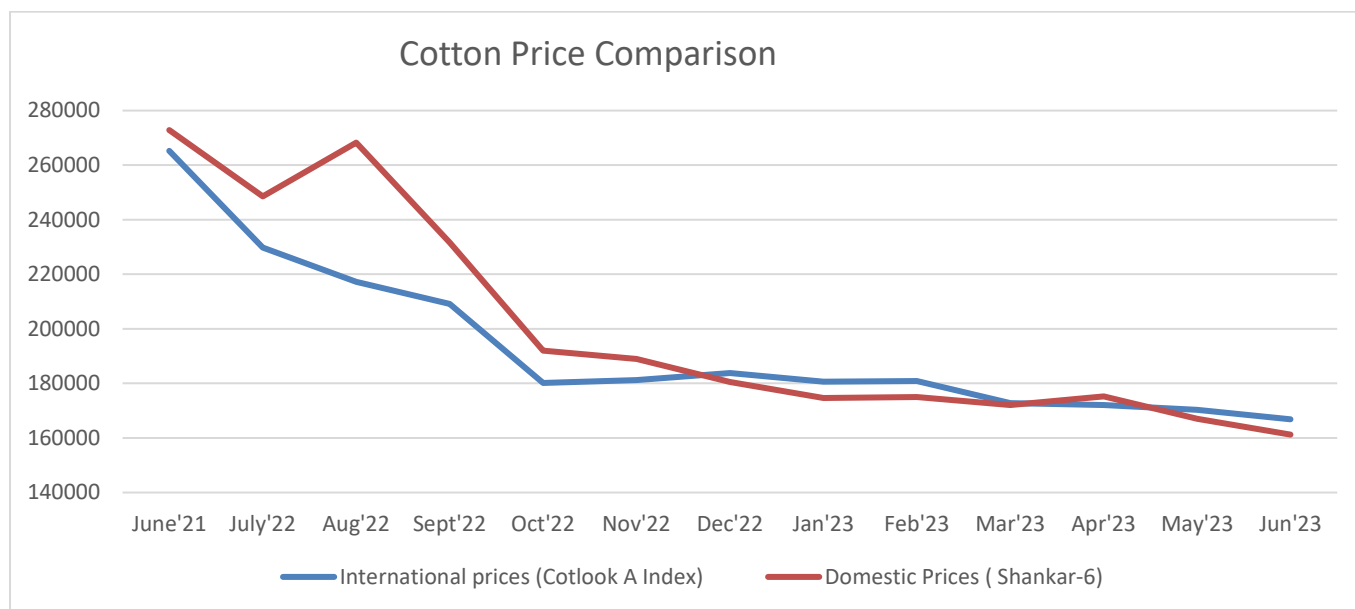
Pakistan Spot Prices

The Karachi spot price stood around Rs. 19805/q, significantly lower compared to the previous month.

| Karachi Spot Prices | Monthly Average Price as on | | % Change |
|---------------------|-----------------------------|-------|----------|
| | Jun | May | |
| Prices | 19805 | 20235 | -2.13 |

Prices in Rs per 37.32 Kg

International and Domestic Price Comparison



Both the International as well as the domestic prices traded lower during the past June month. The international cotton price traded lower at Rs. 1,66,846 per tonnes in Jun month compared to past month of Rs. 1,61,235 per tonnes. Poor demand both from domestic and international market has affected the prices adversely.

Technical Analysis of Cotton Future (Jul'23 Contract) at ICE



- The Jul'23' contract traded bearish during the past month.
- Total volume increased & Open Interest decreased compared to last month,
- We expect cotton prices to remain sideways in the coming month.

Expected Price Range During Coming month

| Expected Trend | Expected Trading Band |
|----------------------|-----------------------|
| Range bound momentum | 84-86 |

Expected Support and Resistance

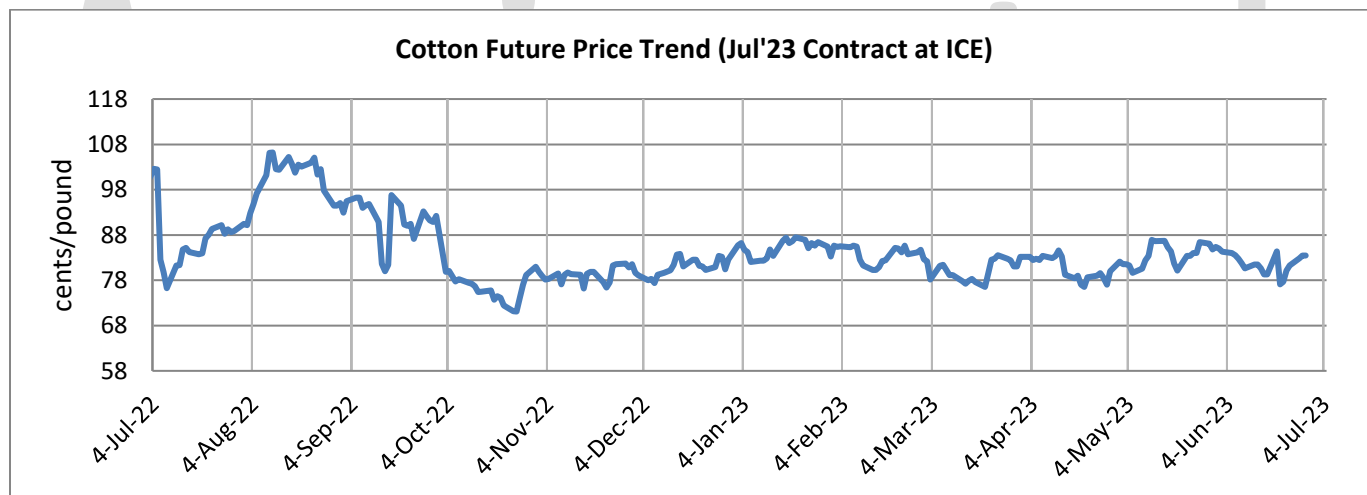
| Support 1 | Support 2 | Resistance 1 | Resistance 2 |
|-----------|-----------|--------------|--------------|
| 84.55 | 82.78 | 85.65 | 85.94 |

Figures in US cents/pound

Future Price Trend (Active Contract):

| Cotton Prices in Future Contract on ICE | | | | | | Prices in cents/Lb | |
|---|-----------|-----------|-----------|-----------|-----------|-----------------------|-----------------------------|
| Contract s | 04-Jul-23 | 04-Jun-23 | 05-Apr-23 | 05-Jan-23 | 04-Jul-22 | % Change over a month | % Change over previous year |
| Jul-23 | 83.43 | 84.79 | 81.29 | 82.56 | 103.68 | -1.60 | -19.53 |
| Oct-23 | 82.56 | 82.42 | 82.42 | 80.51 | 103.57 | 0.17 | -20.19 |
| Dec-23 | 81.41 | 81.42 | 81.42 | 80.48 | 94.90 | -0.01 | -14.21 |
| Mar-24 | 81.24 | 81.21 | 81.21 | 82.58 | 90.85 | 0.04 | -10.58 |
| May-24 | 81.34 | 81.11 | 81.11 | 82.62 | 88.61 | 0.28 | -8.20 |

Future Price Trend (Active Contract):



ICE front month futures was slightly lower by around 1.60% in Jul'23 contract compared in Jul'22. The average of ICE Jul contract stood at around 83.43 cents/lbs in Jul'23, down by 19.53% points compared to the average price that stood in Jul'22 around 103.68 cents/lbs.

Cotton Yarn

- Cotton yarn prices remained steady in north India during the month. In Delhi market, 30 count combed yarn was traded at Rs. 260-265 per kg, 40 count combed at Rs.285-290 per kg, 30 count carded at Rs.232-237 per kg and 40 count carded at Rs.262-267 per kg.

- Recycled yarn and raw materials like cotton comber and recycled polyester fiber remained stable amid poor demand.

Domestic Cotton Prices and Arrivals at Key Centers

Cotton (Kapas& Lint) Monthly Average Prices at Key Centers:

Cotton Prices at Key Spot Markets:

| Commodity | Kapas | | Montly Prices Average (Rs./Quintal) | | Change |
|----------------|-------------|---------------|--|--------|--------|
| State | Centre | Variety | Jun'23 | May'23 | |
| Gujarat | Ahmedabad | Shankar-6 | 7421 | 7597 | -177 |
| | Gondal | Shankar-6 | 7438 | 7721 | -282 |
| | Rajkot | B.T. Cotton | 7499 | 7816 | -318 |
| | Patan | B.T. Cotton | 7404 | 7747 | -342 |
| | Kadi | B.T. Cotton | 7211 | 7672 | -461 |
| | Deesa | B.T. Cotton | 1079 | 1111 | -32 |
| | Dhrol | B.T. Cotton | 7162 | 7374 | -211 |
| Haryana | Bhiwani | B.T. Cotton | 7267 | 7471 | -204 |
| | Adampur | B.T. Cotton | 7263 | 7516 | -253 |
| | Fatehabad | B.T. Cotton | 7093 | 7310 | -217 |
| | Uchana | B.T. Cotton | Closed | 7800 | - |
| Rajasthan | Hanumangarh | B.T. Cotton | 7344 | 7460 | -116 |
| | Rawatsar | B.T. Cotton | 7305 | 6845 | 460 |
| Madhya Pradesh | Khandwa | Mech-1 | Closed | 7129 | - |
| | Khargaon | Mech-1 | 7299 | 6964 | 335 |
| Maharashtra | Amravati | Mech-1 | 7300 | 6080 | 1220 |
| | Jamner | Medium Staple | Closed | 7167 | - |
| Telangana | Adilabad | Un-Ginned | 6729 | 7051 | -322 |
| Andhra Pradesh | Adoni | Un-Ginned | 7211 | 6964 | 247 |
| Karnataka | Bijapur | Bunny | 7605 | 7539 | 66 |
| | Raichur | H-44 Cotton | 7201 | 7552 | -351 |
| Commodity | Lint | | Montly Prices Avg. (Rs./Maund of 37.32kg each) | | Change |
| State | Centre | Variety | Jun'23 | May'23 | |

| | | | | | |
|------------------|----------------|------|------|------|-------------|
| Punjab | Bhatinda | J-34 | 5908 | 6086 | -178 |
| | Abohar | J-34 | 5958 | 6081 | -123 |
| Haryana | Sirsa | J-34 | 5674 | 5969 | -295 |
| Rajasthan | Sri-Ganganagar | J-34 | 5623 | 5879 | -257 |

Cotton Arrivals in Key Centers:

| Commodity | Kapas | | Monthly Sum Arrivals (Quintal) | | Change |
|-----------------------|-------------|-------------|--------------------------------|---------|----------------|
| State | Centre | Variety | Jun'23 | May'23 | |
| Gujarat | Ahmedabad | Shankar-6 | 702100 | 1358300 | -656200 |
| | Gondal | Shankar-6 | 139750 | 189710 | -49960 |
| | Rajkot | B.T. Cotton | 24050 | 42270 | -18220 |
| | Patan | B.T. Cotton | 16150 | 71598 | -55448 |
| | Kadi | B.T. Cotton | 220000 | 547000 | -327000 |
| | Dhrol | B.T. Cotton | 848 | 1543 | -695 |
| Haryana | Bhiwani | B.T. Cotton | 7100 | 7250 | -150 |
| | Adampur | B.T. Cotton | 8840 | 10540 | -1700 |
| | Fatehabad | B.T. Cotton | 375 | 565 | -190 |
| Rajasthan | Hanumangarh | B.T. Cotton | 5050 | 12700 | -7650 |
| | Rawatsar | B.T. Cotton | 5050 | 12700 | -7650 |
| Madhya Pradesh | Khandwa | Mech-1 | Closed | 25000 | -25000 |
| | Khargaon | Mech-1 | 45050 | 46700 | -1650 |
| Maharashtra | Amravati | Mech-1 | Closed | 116000 | -116000 |
| Telangana | Adilabad | Un-Ginned | 11129 | 202323 | -191194 |
| Andhra Pradesh | Adoni | Un-Ginned | 15702 | 24328 | -8626 |
| Karnataka | Bijapur | Bunny | 26193 | 45149 | -18956 |
| | Raichur | H-44 Cotton | 174 | 229 | -55 |
| Commodity | Lint | | Monthly Sum Arrivals (Quintal) | | Change |
| State | Centre | Variety | Jun'23 | May'23 | |
| Punjab | Abohar | J-34 | 1394 | 3383 | -1989 |
| Haryana | Sirsa | J-34 | 2312 | 7854 | -5542 |

Cotton Fiber Price Scenario (As published by Cotton Association of India):
Cotton Association of India Cotton Spot Rates:

| Trade Name | Staple | Micronaire | Strength/ GPT | Rs. Per Candy | Rs. Per Candy | Change |
|--|---------------|------------|------------------|------------------|------------------|--------------|
| | | | | Jun'23 | May'23 | |
| Bengal Deshi (RG)/Assam Comilla (101) | Below 22mm | 5.0 - 7.0 | 15 | 63521 | 64642 | -1121 |
| Bengal Deshi (SG)(201) | Below 22mm | 5.0 - 7.0 | 15 | 64021 | 65142 | -1121 |
| J-34(202) | 26mm | 3.5 - 4.9 | 23 | 54067 | 57013 | -2946 |
| H-4/ MECH-1(105) | 28mm | 3.5 - 4.9 | 27 | 55558 | 57642 | -2083 |
| Shankar-6(105) | 29mm | 3.5 - 4.9 | 28 | 57346 | 59575 | -2229 |
| Bunny/ Brahma(105) | 31mm | 3.5 - 4.9 | 30 | 58550 | 60783 | -2233 |
| DCH-32(107) | 34mm | 3.0 - 3.8 | 33 | 71546 | 74308 | -2763 |

Cottonseed and oilcake Prices:

| Cotton Seed Oil Cake Prices | | Monthly Average Prices (Rs./Quintal) | | Change |
|-----------------------------|---------------------------------|---|--------|-------------|
| State | Market | Jun'23 | May'23 | |
| Punjab | Bhatinda (Pakki) | 3349 | 3402 | -53 |
| Punjab | Ludiana | 3721 | 3777 | -56 |
| Haryana | Sirsa | 3014 | 3137 | -123 |
| Haryana | Hisar | 3034 | 3150 | -116 |
| Rajasthan | Hanumangarh | 2934 | 3050 | -116 |
| Rajasthan | Vijaynagar | 2984 | 3098 | -114 |
| Madhya Pradesh | Indore | 3012 | 3097 | -85 |
| Madhya Pradesh | Khargone | 2947 | 3004 | -57 |
| Maharastra | Wani | 3060 | 3097 | -37 |
| Maharastra | Malkapur | 2959 | 3027 | -68 |
| Telegana | Warangal | 2829 | 2851 | -22 |
| Telegana | Adilabad | 2787 | 2841 | -54 |
| Karnatka | Dharwad | 2802 | 2846 | -44 |
| Karnatka | Hubli | 3050 | 3050 | Unch |
| Gujarat | Dhasa ,Damnagar,Babra Good Qlty | 2817 | 2890 | -73 |

| Cotton Seed Prices | | Weekly Average Prices (Rs./Quintal) | | Change |
|--------------------|----------------------------|--|--------|--------|
| State | Market | Jun'23 | May'23 | |
| Punjab | Mansa | 3207 | 3323 | -117 |
| Punjab | Bhatinda | 3208 | 3383 | -175 |
| Haryana | Adampur | 3283 | 3412 | -129 |
| Haryana | Charkhi Dadari | 3154 | 3312 | -158 |
| Rajasthan | Hanumangarh | 3330 | 3457 | -127 |
| Rajasthan | Bikaner | 3376 | 3503 | -127 |
| Madhya Pradesh | Sendhwa | 2853 | 2980 | -127 |
| Madhya Pradesh | Barwaha | 2914 | 2923 | -9 |
| Maharastra | Malkapur | 2947 | 3035 | -88 |
| Maharastra | Akot | 3070 | 3188 | -118 |
| Telegana | Madnoor | 3019 | 3036 | -17 |
| Telegana | Jangaon | 2970 | 3041 | -71 |
| Karnatka | Bijapur | 2813 | 2907 | -94 |
| Karnatka | Hubli | 2813 | 2907 | -94 |
| Gujarat | Mahuva,Rajula,S.Kundla,UNA | 2828 | 2909 | -81 |
| Gujarat | Kadi | 2821 | 2963 | -142 |

Disclaimer

The information and opinions contained in the document have been compiled from sources believed to be reliable. The company does not warrant its accuracy, completeness and correctness. Use of data and information contained in this report is at your own risk. This document is not, and should not be construed as, an offer to sell or solicitation to buy any commodities. This document may not be reproduced, distributed or published, in whole or in part, by any recipient hereof for any purpose without prior permission from the Company. IASL and its affiliates and/or their officers, directors and employees may have positions in any commodities mentioned in this document (or in any related investment) and may from time to time add to or dispose of any such commodities (or investment). Please see the detailed disclaimer at © 2023 Indian Agribusiness Systems Ltd.