

Current Market Outlook

Domestic Weekly Price Scenario: Cotton spot prices noticed firm tone during the week.

Average price of Kapas at Rajkot during the week was Rs. 5095 per quintal, which stood at Rs 4794 previous week. Average price of Lint at Sirsa during the week was Rs. 3583 per maund (of 37.32 Kg each), higher compared to the previous week price of Rs 3448. Cotton fiber (Shankar-6) prices remained firm this week. Average price was Rs 33767 per candy (of 355.6 kg each) during the week, which was Rs 33100 per candy previous week. Future price of cotton (at NCDEX, April'16 contract) closed higher this week at Rs. 788.00 per maund (of 20 kg each) which was Rs 778.00 a week earlier.

Cotton Price Outlook (For Coming Week): In the coming week we expect Kapas price to remain range bound to firm with the price band of Rs. 5100-5300 per quintal in the bench mark market. Lint price at Sirsa is likely to be in range of Rs 3550-3650 per maund. Kapas prices at NCDEX (April'16 contract), is expected to hover in the range of Rs. 750-800 per maund (of 20 kg each).

Major Market Highlights: Cotton output had been affected to about 40 per cent in the previous year in the States of Punjab and Haryana amid whitefly attack. This year the experts of from agriculture departments of both the States are undergoing conducting training programmes for growers at village levels to educate them about the steps needed to achieve higher output. The department is asking growers to sow cotton crop in timely as impact of whitefly attack was most visible on late-sown crop last year.

Drought in parts of Southern States is likely to affect the production of cotton. According to official sources, the production of cotton is likely to decline by 40% in Tamil Nadu compared to 5-6 lakh bales during previous year.

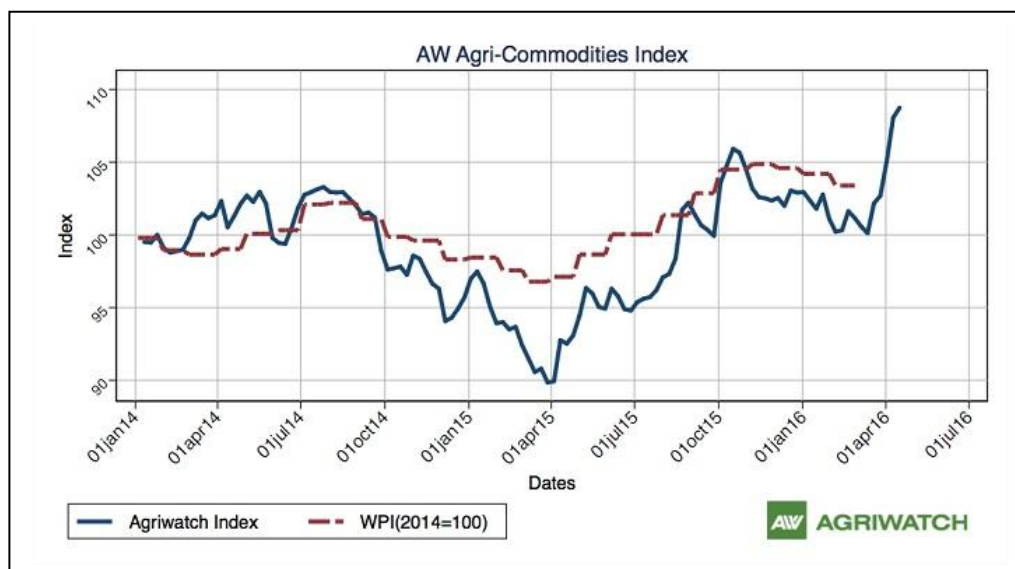
According to a recent forecast by the weather office, summer planting of cotton is likely to be delayed as above normal heat wave conditions is likely to prevail over central and northwest India from April to June this year.

India exported 0.760 lakh bales of cotton last week (04 -10 Apr 2016), which was 0.712 lakh bales previous to last week (28 Mar-04 Apr 2016), according to the data released by IBIS and compiled by Agriwatch.

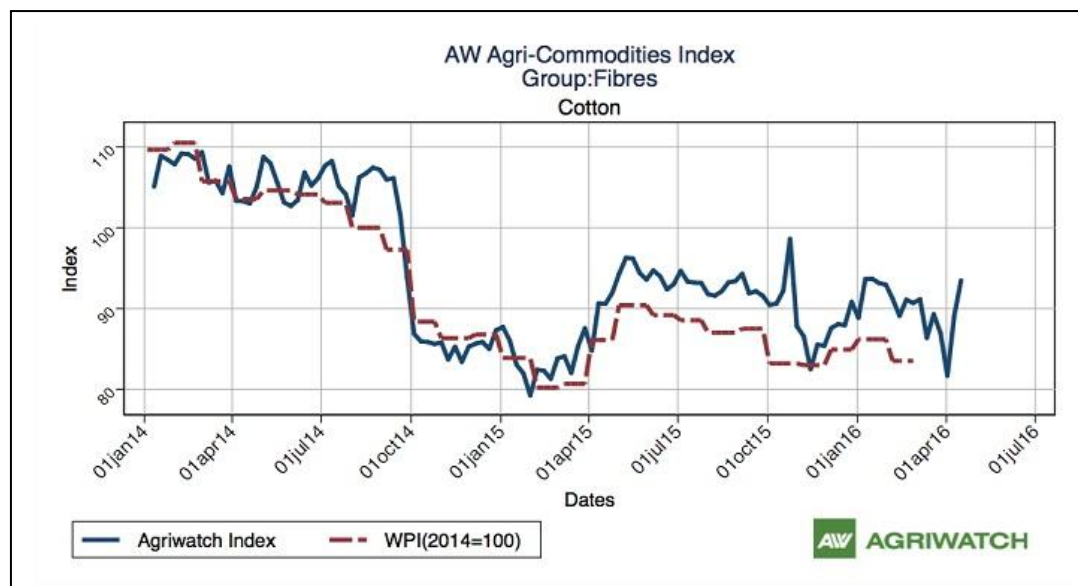
Major importer of Indian cotton during the week (04 -10 Apr 2016) was Bangladesh. According to the data released by IBIS and compiled by Agriwatch, Bangladesh imported 0.40 lakh bales of cotton from India in the past week (04 -10 Apr 2016). Other major importers were Pakistan, Vietnam, China and Indonesia and their imported volumes were 0.07 lakh bales, 0.10 lakh bales, 0.08 lakh bales and 0.07 lakh bales respectively.

AW Cotton Index - 10 Apr. 2016

The Agriwatch Agri Commodities Index rose 0.63% to a new 12-month high of 108.74 during the week ended Apr 16, 2016 from 108.06 during the previous week. The base for the Index is 2014 (= 100).



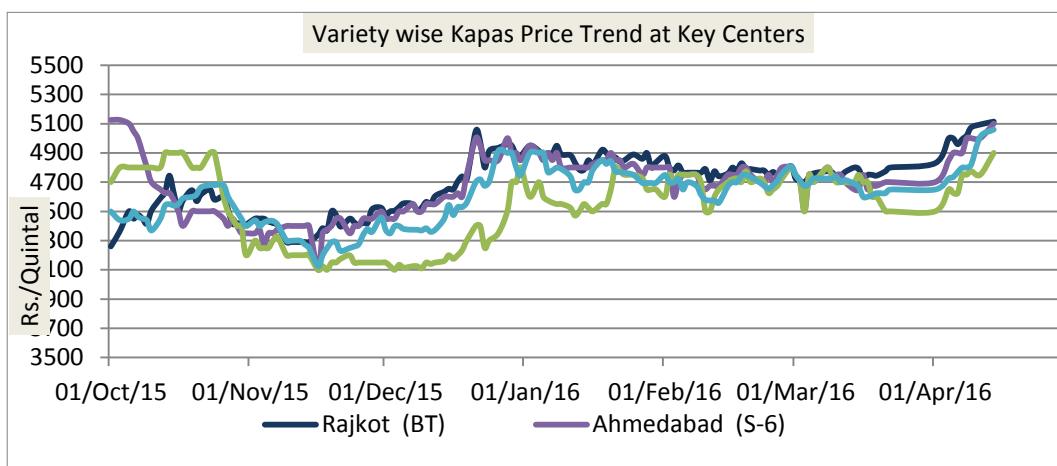
The Fibres Index, led by cotton, gained 4.91% week-on-week



Domestic Cotton Prices Scenario

Kapas (Raw Cotton) Weekly Price Scenario

Weekly Price Review: Kapas price remained firm during the week amid good domestic demand. Weekly average price of Kapas at Rajkot remained Rs. 5095 per quintal, fairly higher as compared to previous week price of Rs. 4974 per quintal.



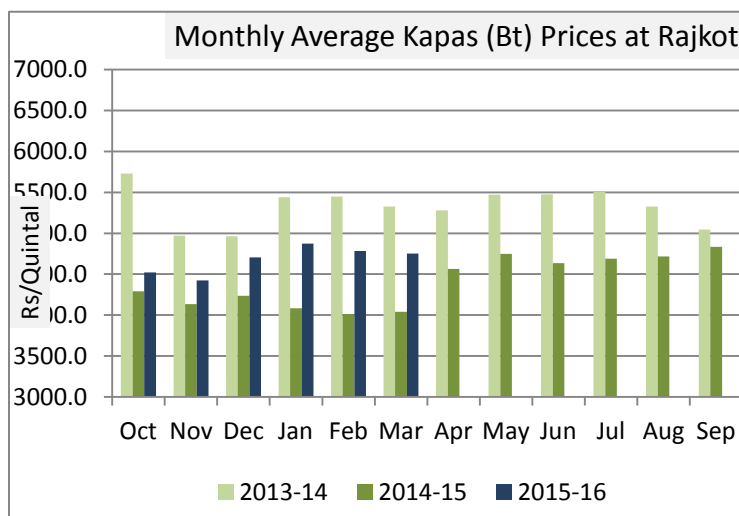
According to latest USDA

attaché report, India's 2016/17 cotton production forecast is 28.5 million 480 lb. bales on marginally lower acreage of 11.8 million hectares. Higher Yields are expected higher through a combination of better crop, pest, and weed management practices and assuming a normal monsoon

Weekly Price Outlook: Kapas prices are expected to remain range-bound to firm in coming days. The expected range for Kapas at Rajkot is Rs 5100-5300 per quintal for the coming week.

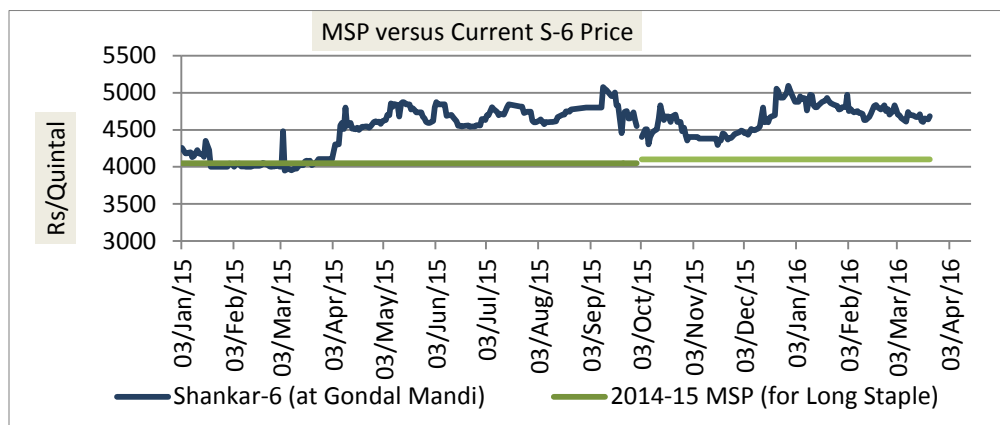
Kapas Monthly Y-o-Y Price Scenario

Kapas (seed cotton) prices in country noticed weak momentum during the March month following the lack of strong overseas demand. The cotton price remained weak during March compared to the previous month, and the same is ruling higher compared to the prices during the corresponding month of the previous season.



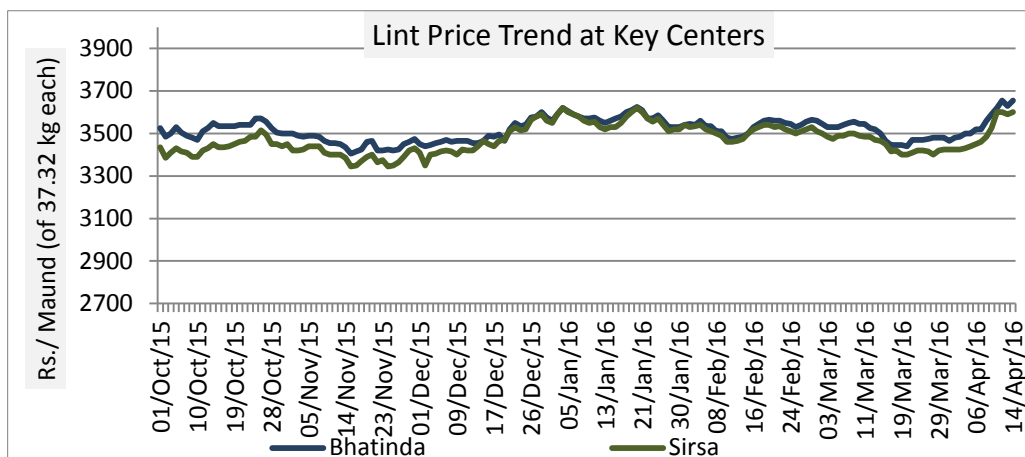
Spot Price versus MSP

The Kapas prices are ruling above the MSP so far. The gap between the two prices has been widened slightly this week due to firm tone in prices. The average gap between the prices was Rs 595 this week compared to Rs 594 a week earlier. This indicates prices are in the range -bound movement.



Lint (De-Seeded Cotton) Weekly Price Scenario

Weekly Price Review: As firm sentiments are prevailing in market, lint prices remained firm during the week. Weekly average price of Lint at Sirsa remained Rs. 3583 per maund of 37.32 kg each same as the previous week price of Rs. 3448 per maund.

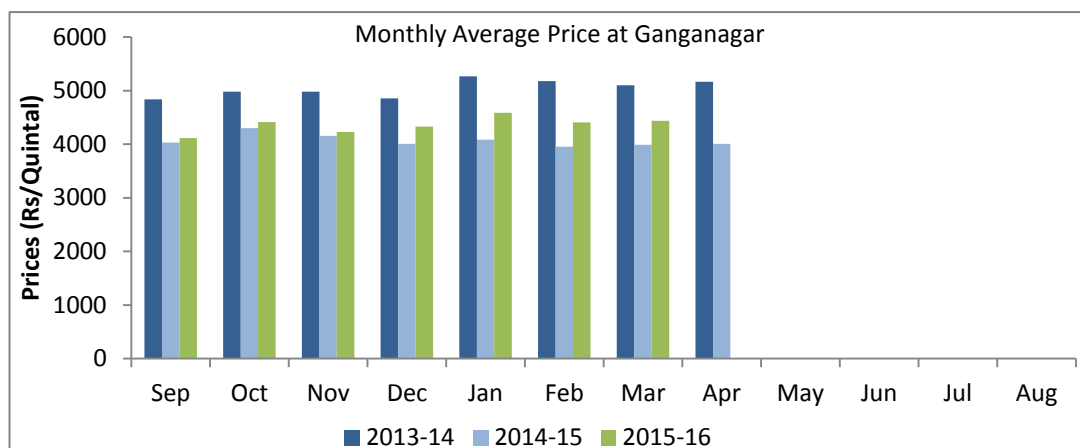


Weekly Price Outlook: Lint

prices are expected to remain range bound to firm during the week. We expect Lint at Sirsa to remain in range of Rs. 3600-3700 per maund.

Lint Monthly Y-o-Y Price Scenario

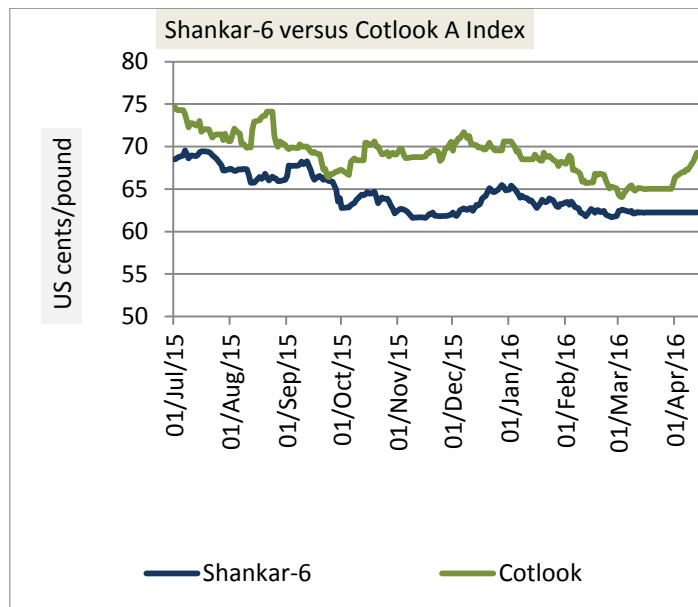
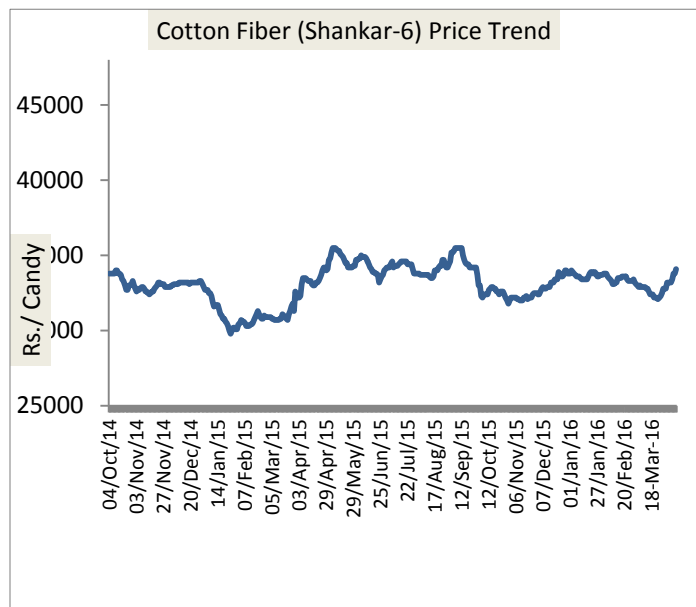
Following the firmness in Kapas prices, lint prices too remained firm during March compared to previous month and it remained weak compared to corresponding month last year also. In March this year, monthly average price of lint at Sri-Ganganagar remained Rs.



4434 per maund (of 37.32 Kg each) and Rs 3992 during corresponding month previous year.

Cotton Fiber Weekly Price Scenario

Due to the range-bound to firm tone in Kapas prices, cotton fiber moved northwards this week. Weekly average price of cotton (Shankar-6) at Mumbai remained Rs 33767 per candy (of 355.6 kg each) compared to the prices of previous week which was Rs. 33100 per candy.

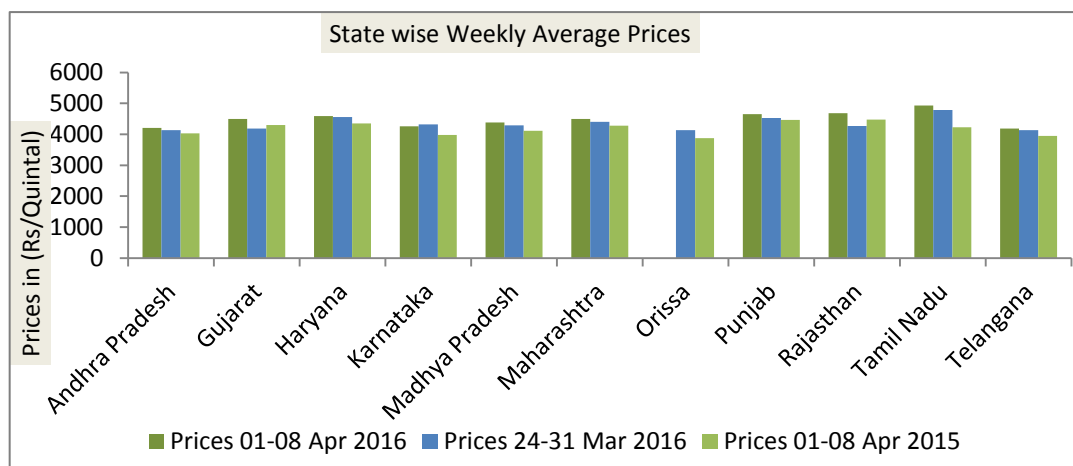


Indian Fiber price versus International Fiber Price: Indian fiber prices are ruling fairly below the international price. Against the weekly average Cotlook A Index of 68.39 cents/pound, Indian weekly average price stood 62.24 cents/pound, making Indian fiber competitive in international market.

Weekly Price Outlook: Shankar-6 price in the coming week is expected to hover in range of Rs 33500-34500 per candy.

State wise Weekly Price Scenario

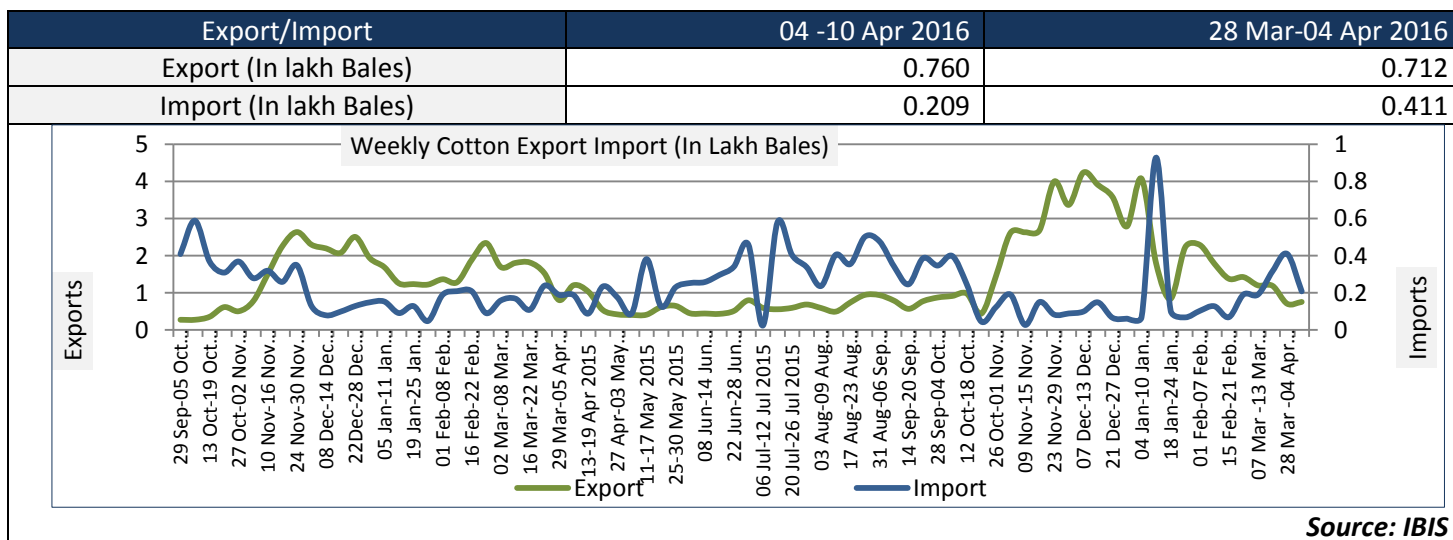
On week on week basis, prices are by and large showing weak trend in most of the States, highest price was recorded in Tamil Nadu followed by Haryana this week and lowest was in Telangana followed by Andhra Pradesh. On year on year basis, cotton prices are reflecting uptrend in all of the



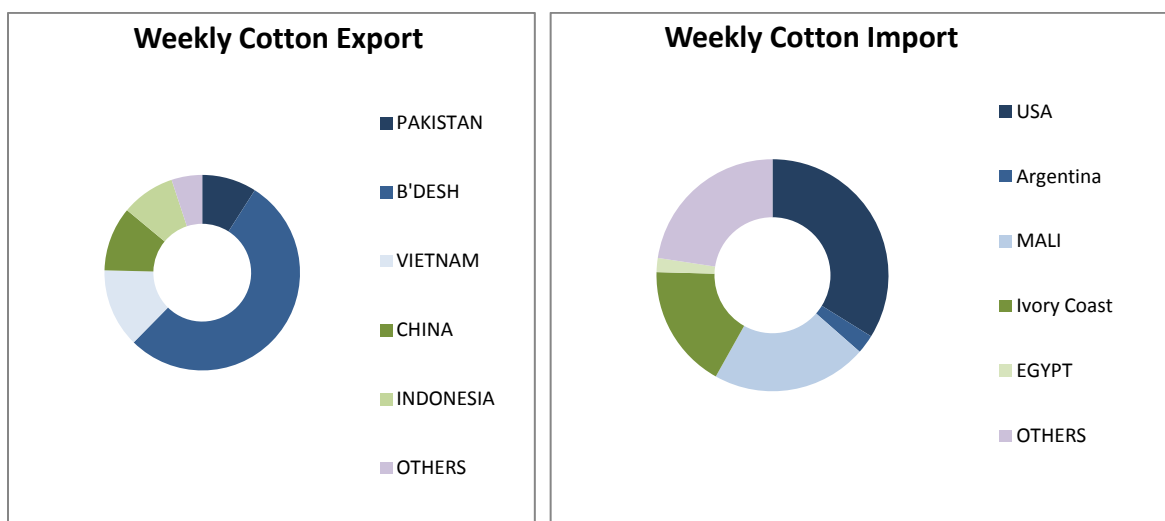
States. Prices have been summarized in the table given in annexure.

Cotton Weekly Export and Import

India exported 0.760 lakh bales of cotton last week (04 -10 Apr 2016), which was 0.712 lakh bales during the week before previous to last week (28 Mar-04 Apr 2016), according to the data released by IBIS and compiled by Agriwatch. Imports on the other hand stood 0.209 lakh bales last week, which was 0.411 lakh bales previous to last week.



Major importer of Indian cotton during the week (04 -10 Apr 2016) was Bangladesh. According to the data released by IBIS and compiled by Agriwatch, Bangladesh imported 0.41 lakh bales of cotton from India in the past week (04 -10 Apr 2016). Other major importers were Vietnam, China, Pakistan and Indonesia and their imported volumes were 0.10 lakh bales, 0.08 lakh bales, 0.07 lakh bales and 0.07 lakh bales respectively. India exported 0.760 lakh bales of cotton last week (04 -10 Apr 2016), which was 0.712 lakh bales previous to last week (28 Mar-04 Apr 2016), according to the data released by IBIS and compiled by Agriwatch.



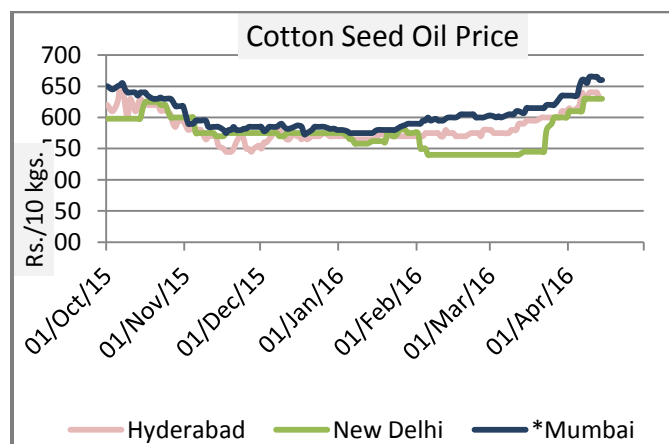
Cotton Seed Oil and Cotton Seed Oil Cake

Cotton Seed Oil Weekly Price Scenario

Cotton seed oil price ruled steady during the week. Weekly average price in New Delhi remained Rs 630 per 10 Kg, steady as compared to the weekly average price of Rs 630 per 10 Kg in previous week.

Centers	Weekly Average Price as on (Rs/10 kg.)		% Change
	14-Apr-16	07-Apr-16	
New Delhi	630	630	0.00
Rajkot	655	655	0.00
Hyderabad	Closed	630	NA
Mumbai*	660	660	0.00

*Vat Included

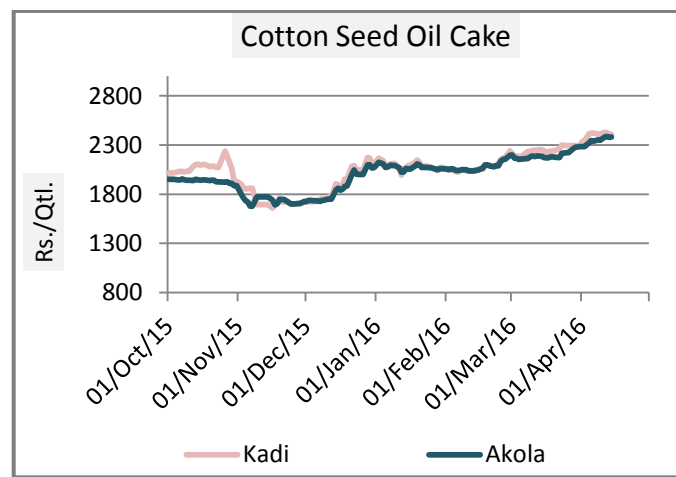


Cotton Seed Oil Cake Weekly Price Scenario

Cotton seed oil cake price remained firm during the week. Weekly average price in Akola remained Rs 2381 per quintal, higher compared to the weekly average price of previous week of Rs 2345 per quintal.

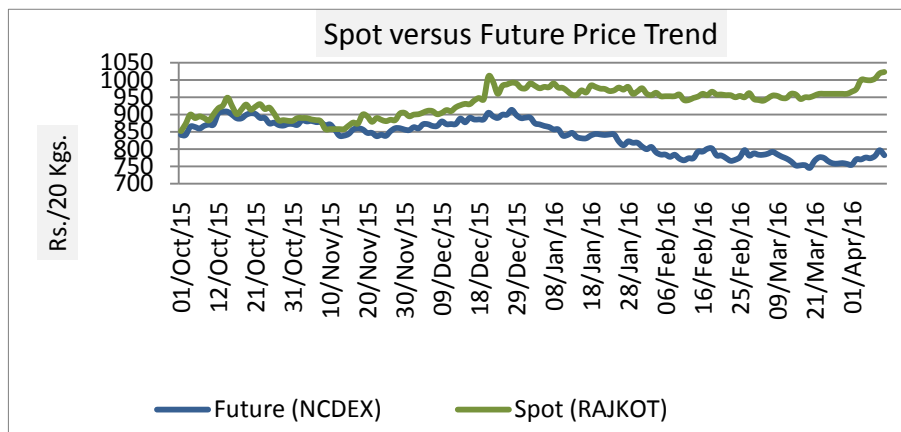
Centers	Weekly Average Price as on (Rs/quintal.)*		% Change
	14-Apr-16	07-Apr-16	
Kadi	2497	2419	3.22
Akola	2381	2345	1.54

*Source: NCDEX



Cotton Spot and Future Price Trend

Cotton future price closed higher this week. Kapas at NCDEX (April'16) closed at Rs 788.00 as on 13 April 2016, compared to 774.00 a week earlier and Rs 916.00 a year earlier. The gap between the spot and future prices has widened. Average gap between the spot and future price during the week was Rs.228.67 which was Rs 217.10 a week earlier.



Technical Analysis of Kapas Future Prices at NCDEX(April'16 Contract)



Weekly Technical Outlook:

- Candlestick denotes selling interest in the prices.
- RSI is declining in the neutral region.
- Price closed above 9 and 18 days EMA.
- We expect cotton prices to remain range bound to weak in the coming week.

Expected Price Range During Coming Week

Expected Trend	Expected Trading Band
Range-bound To Weak Momentum	750-810

Expected Support and Resistance

Support 1	Support 2	Resistance 1	Resistance 2
730	700	800	820

Figures in Rs/20 Kg

International Market Scenario

International cotton prices remained range bound to firm during the week. Cotlook A index weekly average stood at 68.39 cents/pound this week, which was 66.85 cents/pound during last week.

Major Market Highlights: According to latest USDA attaché report, India's 2016/17 cotton production forecast is 28.5 million 480 lb. bales on marginally lower acreage of 11.8 million hectares. Mill consumption is forecast lower than the 2015/16 marketing year as demand remains weak. Exports are forecast at 5.0 million 480 lb. bales while imports are forecast at 900,000 480 lb. bales.

According to official sources, cotton output in Zimbabwe is likely to decline to 75,000 tonnes this season compared to above 100,000 tonnes previous amid unfavourable weather in the growing regions.

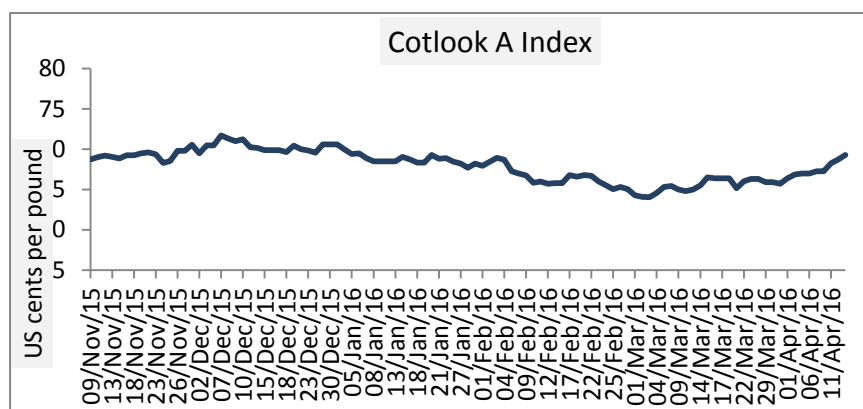
Cotton planted area in Vietnam is likely to drop to less than 1,000 hectares. Cotton imports are forecast to increase to 1.17 million tons or 5.37 million bales in the Marketing Year (MY)2015/2016, up 25 percent over MY 2014/2015.

According to USDA latest report, global 2015/16 cotton ending stocks are revised down this month. Production is estimated to be same in India and Pakistan, based on arrivals at gins, but higher in European Union. World ending stocks are now projected at 102.2 million bales.

Cotlook A Index

Cotlook A index remained range bound to firm during the week following good demand in the market.

Global cotton consumption is likely to be around 23.86 million tons in season 2015-16, which was estimated to be around 24.15 million tons a month earlier. In the earlier estimates by USDA, consumption was expected to rise but considering the current figures, cotton consumption would be standing around 0.6% lower compared to the previous season.



Cotlook A Index	Weekly Average Price as on		% Change
	14-Apr-16	07-Apr-16	
Prices	69.3	67	3.4
Prices in US cents per Pound			

China Cotton Index and Foreign Cotton Index

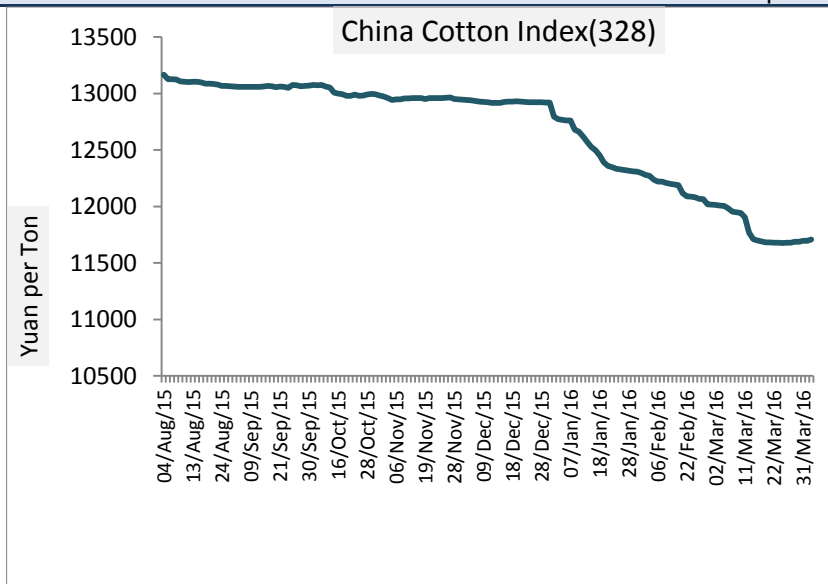
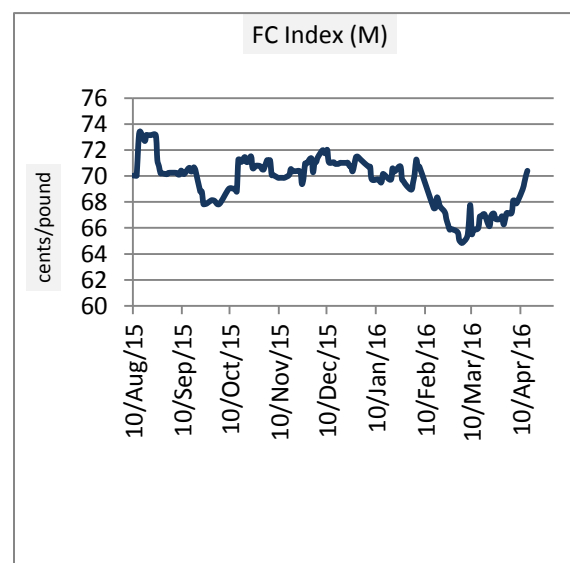
China is likely to import 1.08 million tons of cotton in 2015-16, around 9% lower compared to the estimates of 1.19 million tons previous month and around 39% lower compared to the imports of 1.80 million tons during previous season, which were 1.80 million tons, according to USDA.

China cotton imports have moved to 9 years low, according to the calculation of Reuters. The country imported 188,200 tons of cotton in December, around 28.85 per cent lower compared to the volume in the corresponding month of previous year. However till December the total volume for the calendar year stood at 1.48 million tons, the lowest level in last nine years, according to Reuters.

Cotton Index	Weekly Average Price as on		% Change
	14-Apr-16	07-Apr-16	
FC (S)	73.26	70.66	3.68
FC (M)	70.4	67.88	3.71
FC (L)	67.03	64.35	4.16
Prices in US cents per Pound			

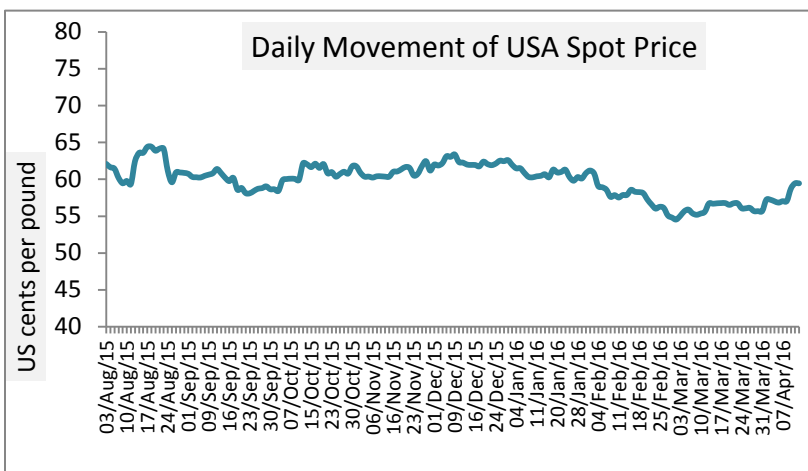
China Index remained firm during the week. CC Index (328) remained 11702 Yuan per ton during the week. Average was 11687 Yuan per ton during previous week.

Cotton Index	Weekly Average Price as on		% Change
	14-Apr-16	07-Apr-16	
CCIndex(229)	11707	11695	0.10
CCIndex(328)	10742	10739	0.03
CCIndex(527)	12208	12199	0.07
Prices in Yuan per ton			



USA Spot Prices

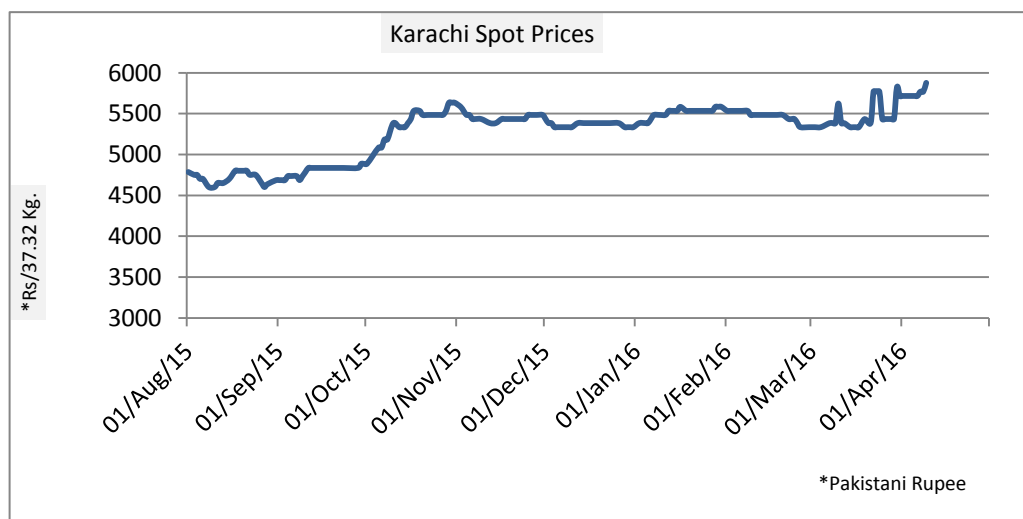
According to USDA latest report, global 2015/16 cotton ending stocks are revised down this month. Production is estimated lower in India and Pakistan, based on arrivals at gins, but higher in European Union. The 1.0-million-bale reduction in India's crop reflects an early withdrawal of monsoon rainfall combined with pest damage in the northern States. World ending stocks are now projected at 103.3 million bales..



USA Spot Prices	Weekly Average Price as on		% Change
	14-Apr-16	07-Apr-16	
Prices	59.47	57.06	4.22
Prices in US cents per Pound			

Pakistan Spot Prices

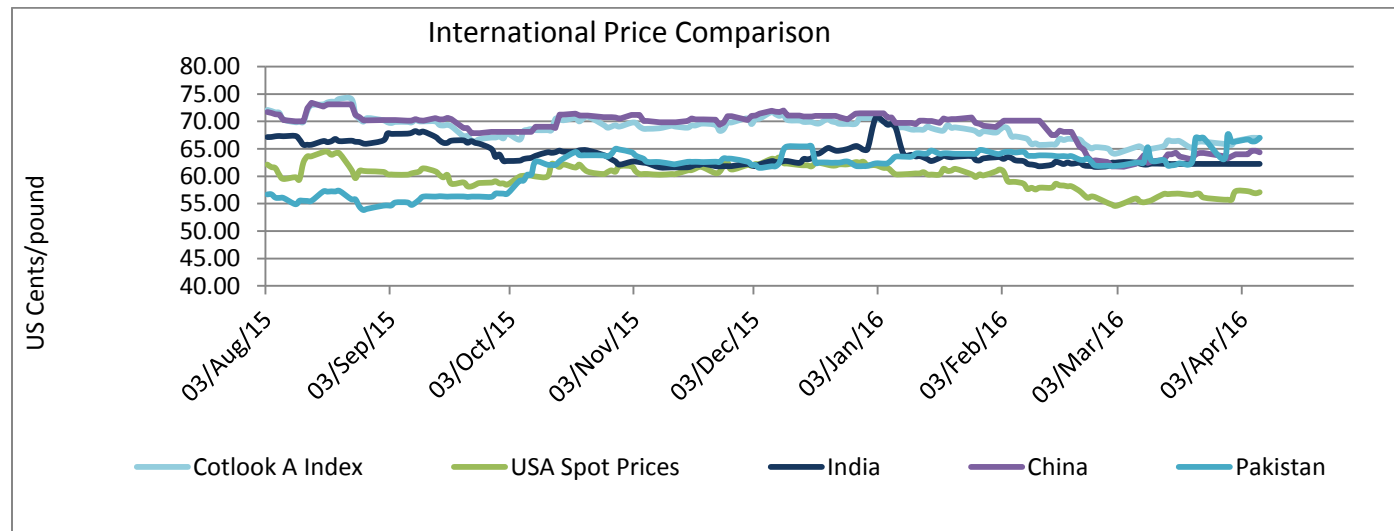
Pakistan has lowered the cotton production target for the season 2016-17 to 141.01 lakh bales. The country has had set the target of 154.9 lakh bales for the season 2015-16 a year earlier which has been revised thrice and is now expected to be around 96.87 lakh bales due to the severe crop loss of 34% due to pest attack. The lower production in the country may



open channels for the more exports from India, as Pakistan would import to fulfill its domestic demands.

Karachi Spot Prices	Weekly Average Price as on		% Change
	14-Apr-16	07-Apr-16	
Prices	5879	5771	1.87
Prices in Rs per 37.32 Kg			

International Price Comparison



Technical Analysis of Cotton Future (May'16 Contract) at ICE



Weekly Technical Outlook:

- Candlesticks denote firm tone in the prices.
- Volume and Open Interest are increasing.
- We expect cotton prices to remain range bound to firm.

Expected Price Range During Coming Week

Expected Trend	Expected Trading Band
Range bound to Bullish Momentum	59.00-63.00

Expected Support and Resistance

Support 1	Support 2	Resistance 1	Resistance 2
58.30	57.60	62.30	63.00
Figures in US cents/pound			

Cotton Future Prices at ICE

Contracts	13-Apr-2016	Week ago	Month ago	Year ago	%W-o-W change	% M-o-M change	%Y-o-Y change
Mar-16	61.63	58.75	58.29	65.13	4.90	5.73	-5.37
May-16	61.29	58.41	57.90	65.46	4.93	5.85	
Jul-16	60.81	58.31	57.92	65.69	4.29	4.99	
Oct-16	60.3	58.12	57.45	65.77	3.75	4.96	
Dec-16	60.73	58.9	58.35		3.11	4.08	
Mar-17	61.26	59.62	59.06		2.75	3.73	

Domestic Cotton Prices and Arrivals at Key Centers
Cotton Prices at Key Spot Markets:

Commodity	Kapas		Weekly Average Prices (Rs./Quintal)		Change
State	Centre	Variety	09th to 15th April. 2016	02nd to 08th April. 2016	
Gujarat	Ahmedabad	Shankar-6	5040	4910	130
	Gondal	Shankar-6	5005	4904	101
	Rajkot	B.T. Cotton	5095	4974	121
	Patan	B.T. Cotton	5241	4973	268
	Kadi	B.T. Cotton	5245	4992	253
	Deesa	B.T. Cotton	NA	NA	-
	Dhrol	B.T. Cotton	5088	5003	85
Punjab	Fazilika	B.T. Cotton	NA	NR	-
	Muktsar	B.T. Cotton	NA	NA	-
Haryana	Bhiwani	B.T. Cotton	5080	4946	134
	Bhiwani	Desi	4500	4467	33
	Adampur	B.T. Cotton	4991	4745	246
	Fatehabad	B.T. Cotton	4979	4743	237
	Jind	B.T. Cotton	NA	NA	-
	Uchana	B.T. Cotton	NA	NA	-
	Dabwali	B.T. Cotton	NA	NA	-
Rajasthan	Hanumangarh	B.T. Cotton	4819	4642	178
	Rawatsar	B.T. Cotton	4720	4542	178
Madhya Pradesh	Khandwa	Mech-1	4800	4750	50
	Khargaon	Mech-1	5246	5021	225
Maharashtra	Amravati	Mech-1	4831	4675	156
	Jamner	Medium Staple	4800	4556	244

Uttar Pradesh	Hathras	B.T. Cotton	NA	NA	-
	Hathras	Desi	NA	NA	-
Telangana	Adilabad	Un-Ginned	4300	4300	Unch
Andhra Pradesh	Guntur	Un-Ginned	NA	NA	-
	Kurnool	Un-Ginned	NA	NA	-
	Krishna	Un-Ginned	4100	4100	Unch
	East Godavari	Un-Ginned	4100	4100	Unch
Karnataka	Bijapur	Bunny	5190	4878	312
	Hubli	D.C.H.	3810	NA	-
	Hubli	B.T. Cotton	4115	3917	198
	Raichur	H-44 Cotton	5095	4899	196
Commodity	Lint		Prices (Rs./Maund of 37.32kg each)		Change
State	Centre	Variety	09th to 15th April. 2016	02nd to 08th April. 2016	
Punjab	Bhatinda	J-34	3630	3514	116
	Abohar	J-34	3641	3543	99
	Mansa	J-34	NA	NA	-
	Muktsar	J-34	NA	NR	-
	Fazilika	J-34	NA	NR	-
Haryana	Sirsa	J-34	3583	3448	135
Rajasthan	Sri-Ganganagar	J-34	NA	NR	-

Cotton Arrivals in Key Centers:

Commodity	Kapas		Weekly Sum Arrivals (Quintal)		Change
State	Centre	Variety	09th to 15th April. 2016	02nd to 08th April. 2016	
Gujarat	Ahmedabad	Shankar-6	127500	130900	-3400
	Gondal	Shankar-6	6996	9501	-2505
	Rajkot	B.T. Cotton	12600	17936	-5336
	Patan	B.T. Cotton	21626	27898	-6272
	Kadi	B.T. Cotton	160000	120000	40000
	Deesa	B.T. Cotton	NA	NA	-
	Dhrol	B.T. Cotton	1099	1821	-722
Punjab	Fazilika	B.T. Cotton	NA	NR	-
	Muktsar	B.T. Cotton	NA	NA	-
Haryana	Bhiwani	B.T. Cotton	3400	4300	-900
	Bhiwani	Desi	NA	NA	-
	Adampur	B.T. Cotton	1190	2125	-935
	Fatehabad	B.T. Cotton	385	1350	-965

	Jind	B.T. Cotton	NA	NA	-
	Uchana	B.T. Cotton	NA	NA	-
	Dabwali	B.T. Cotton	NA	NA	-
Rajasthan	Hanumangarh	B.T. Cotton	425	2130	-1705
	Rawatsar	B.T. Cotton	980	250	730
Madhya Pradesh	Khandwa	Mech-1	160	620	-460
	Khargaon	Mech-1	4520	7840	-3320
Maharashtra	Amravati	Mech-1	480	1230	-750
	Jamner	Medium Staple	175	165	10
Uttar Pradesh	Hathras	B.T. Cotton	NA	NA	-
	Hathras	Desi	NA	NA	-
Telangana	Adilabad	Un-Ginned	209	864	-655
Andhra Pradesh	Guntur	Un-Ginned	NA	NA	-
	Kurnool	Un-Ginned	NA	NA	-
	Krishna	Un-Ginned	NA	NA	-
	East Godavari	Un-Ginned	NA	NA	-
Karnataka	Bijapur	Bunny	3210	5420	-2210
	Hubli	D.C.H.	4	NA	-
	Hubli	B.T. Cotton	54	56	-2
	Raichur	H-44 Cotton	3547	3141	406
Commodity	Lint		Weekly Sum Arrivals (Quintal)		Change
State	Centre	Variety	09th to 15th April. 2016	02nd to 08th April. 2016	
Punjab	Bhatinda	J-34	4250	6494	-2244
	Abohar	J-34	1275	2210	-935
	Mansa	J-34	NA	NA	-
Haryana	Sirsa	J-34	680	1700	-1020
Rajasthan	Sri-Ganganagar	J-34	NA	NA	-

Cotton Association of India Spot Rates:

Trade Name	Staple	Micronaire	Strength/ GPT	Weekly Average Prices		+/- Change
				08th to 14th April 2016	01st to 07th April 2016	
Bengal Deshi (RG)/Assam Comilla (101)	Below 22mm	5.0 - 7.0	15	30083	29100	983
Bengal Deshi (SG)(201)	Below 22mm	5.0 - 7.0	15	30583	29600	983
J-34(202)	26mm	3.5 - 4.9	23	33067	32033	1034
H-4/ MECH-1(105)	28mm	3.5 - 4.9	27	32667	32100	567
Shankar-6(105)	29mm	3.5 - 4.9	28	33767	33100	667

Bunny/ Brahma(105)	31mm	3.5 - 4.9	30	35367	34500	867
MCU-5/ Surabhi(106)	32mm	3.3 - 4.9	31	36700	36100	600
DCH-32(107)	34mm	3.0 - 3.8	33	49400	48583	817

Disclaimer

The information and opinions contained in the document have been compiled from sources believed to be reliable. The company does not warrant its accuracy, completeness and correctness. Use of data and information contained in this report is at your own risk. This document is not, and should not be construed as, an offer to sell or solicitation to buy any commodities. This document may not be reproduced, distributed or published, in whole or in part, by any recipient hereof for any purpose without prior permission from the Company. IASL and its affiliates and/or their officers, directors and employees may have positions in any commodities mentioned in this document (or in any related investment) and may from time to time add to or dispose of any such commodities (or investment). Please see the detailed disclaimer at <http://www.agriwatch.com/Disclaimer.asp> © 2016 Indian Agribusiness Systems Pvt Ltd.