

## **Current Market Outlook**

**Domestic Weekly Price Scenario:** Cotton spot markets mostly noticed weak tone during the week.

Average price of Lint at Sirsa during the week was Rs. 4552 per maund (of 37.32 Kg each), compared to the previous week price of Rs 4584. Cotton fiber (Shankar-6) prices noticed firm tone this week. Average price was Rs 42683 per candy (of 355.6 kg each) during the week, which was Rs 42617 per candy previous week. Future price of cotton (at NCDEX, Continuous contract) closed lower this week at Rs. 872 per maund (of 20 kg each) which was Rs 886 a week earlier.

**Cotton Price Outlook (For Coming Week):** In the coming week we expect Kapas price to remain range bound to firm with the price band of Rs. 5300-5700 per quintal in the bench mark market. Lint price at Sirsa is likely to be in range of Rs 4400-4800 per maund. Kapas prices at NCDEX (Continuous contract), is expected to hover in the range of Rs. 800-1000 per maund (of 20 kg each).

**Major Market Highlights:** The Indian govt. had increased cotton MSP (Minimum Support Price) for long staple cotton from Rs 4,160/quintal in 2016-17 to Rs 4,320/quintal in 2017-18.

As per the latest report published by USDA, India is expected to produce 6.09 million Tonnes of cotton in 2017-18 which is 5.7% higher than the cotton produced last year in 2016-17.

According to the official figures, cotton has been sown on 12.18 lakh hectares as on June 02, 2017 across the country compared to 9.39 lakh hectares during the same period previous year. Acreage under cotton has jumped around 30 per cent as farmers in Haryana, Punjab and Karnataka have increased the area on better price during the previous season.

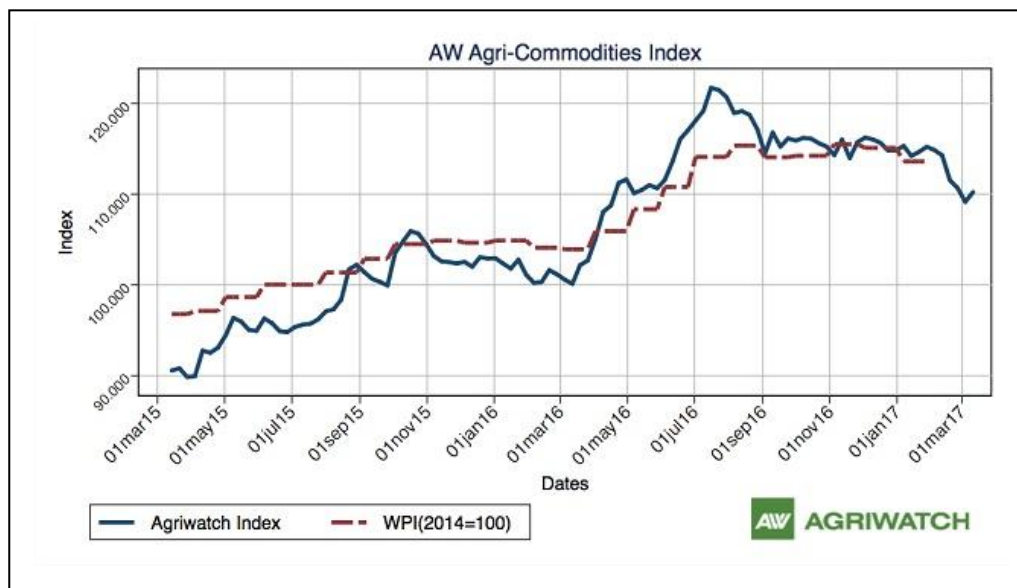
The sale of cotton seeds has picked up with sowing going on in full swing in the states of Punjab, Haryana, Rajasthan and some parts of Karnataka. According to the National Seeds Association of India (NSAI), cotton seed sales are likely to cross 5.5 to 6.5 lakh packs ( each of 450 gms) this season.

Farmers are likely to increase the area under cotton amid expectation of good monsoon this season and higher price of cotton during the previous season, farmers. According to initial projections by the Central Institute of Cotton Research, Nagpur, the cotton area sown would be around 6 lakh hectares in Haryana (compared to 4.98 lakh hectares during 2016-17) and 4 lakh hectare in Punjab (compared to 2.56 lakh hectares in 2016-17).

Cotton output for 2016 -17 has been estimated at 340.50 lakh bales for the month of April, same as that of March according to Cotton Association of India. The projected balance sheet drawn by the CAI estimated total cotton supply for the season at 410.50 lakh bales, while the domestic consumption is estimated at 300 lakh bales, which will leave an available surplus of 110.50 lakh bales.

## AW Cotton Index – 12 Mar. 2017

The Agriwatch Agri Commodities Index gained 0.98% to 110.22 during the week ended March 11, 2017 from 109.15 during the previous week, to end a 5-week falling streak. Cereals and pulses led the Index higher. The base for the Index and all sub-Indices is 2014 (= 100).



The Fiber Index increased by +0.11% week-on-week.



\*Agriwatch has recently launched its AW Agri Commodity Indices to enable organizations access independent Indices to track and use to benchmark their purchases and sales. The Indices are based on the daily prices in the key benchmark markets for each commodity that AW has been covering for the past decade. The indices include an Aggregate Index, Category Indices and individual commodity indices. The weekly indices are free to access on our website [www.agriwatch.com](http://www.agriwatch.com). The daily indices are available on subscription. Please contact for more details."

## Domestic Cotton Prices Scenario

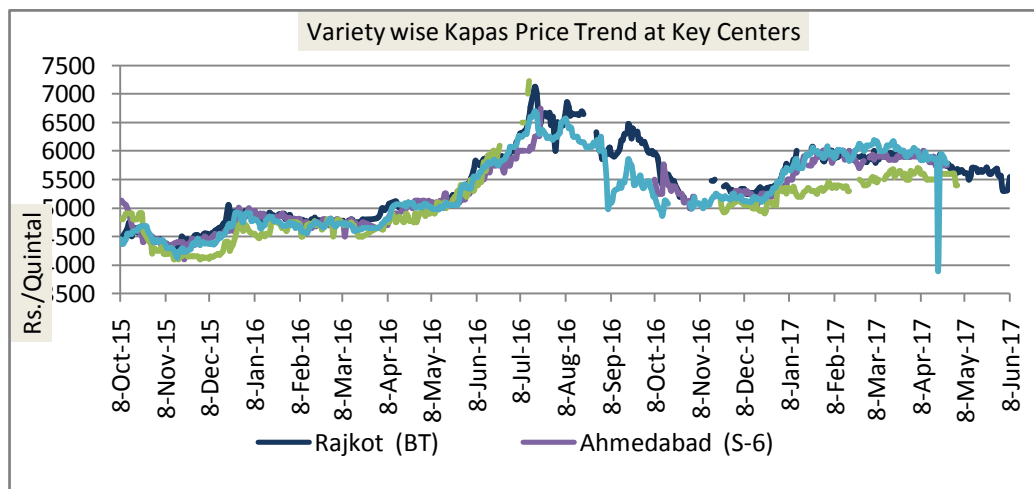
### Kapas (Raw Cotton) Weekly Price Scenario

**Weekly Price Review:** Weekly kapas average price at Rajkot rose from Rs 5508/quintal to Rs 5575/quintal this week.

According to latest report of USDA attaché, India's 2016/17 cotton production forecast is 27.00 million 480 lb. bales on marginally lower acreage of 11.8 million hectares. Higher yields are

expected through a combination of better crop, pest, and weed management practices and assuming a normal monsoon

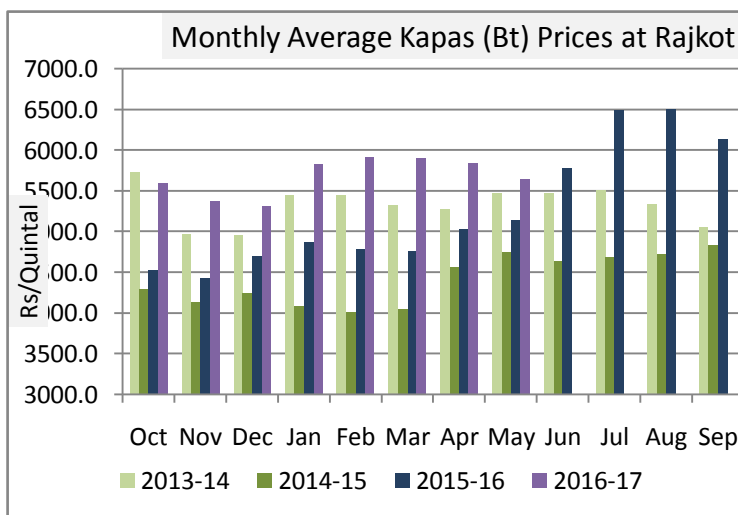
**Weekly Price Outlook:** Kapas prices are expected to remain range-bound to firm in coming days. The expected range for Kapas at Rajkot is Rs 5300-5700per quintal for the coming week.



### Kapas Monthly Y-o-Y Price Scenario

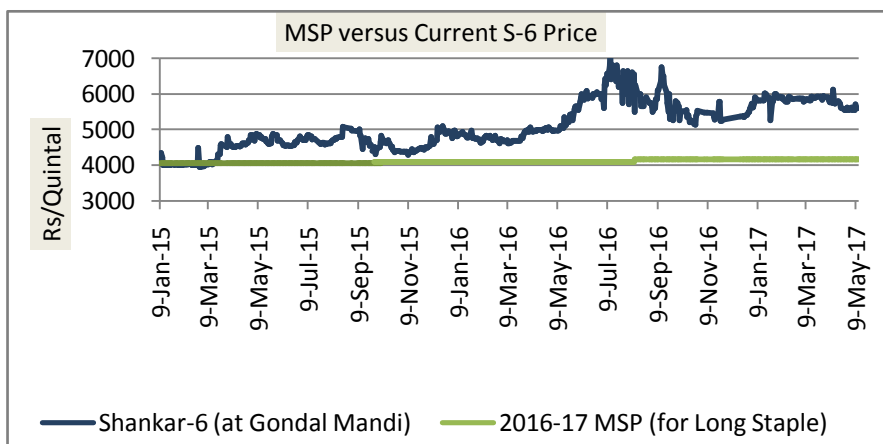
Kapas(seed cotton) prices in country noticed weak tone during the May month when compared to the previous month, and the same is ruling higher compared to the prices during the corresponding month of the previous season.

Monthly average price of Kapas at Rajkot remained Rs.5638 per quintal during May, which was Rs.5845 during previous month and Rs.5134 per quintal during the corresponding month last year. We expect Kapas prices to remain range –bound to weak in the coming month. The expected price range for June month is likely to be Rs 5400-5900 per quintal.



## Spot Price versus MSP

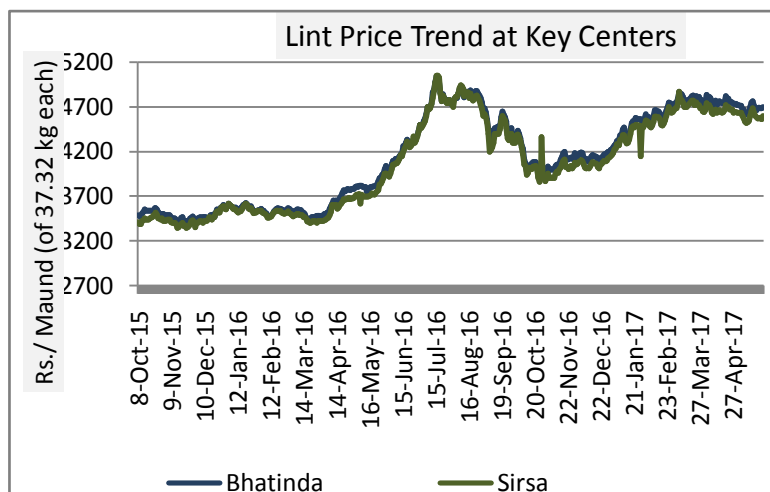
The Kapas prices are ruling above the MSP so far. The gap between the two prices has decreased this week. The average gap between the prices was Rs.1021 this week compared to Rs.1157 a week earlier. This indicates prices are increasing



## Lint (De-Seeded Cotton) Weekly Price Scenario

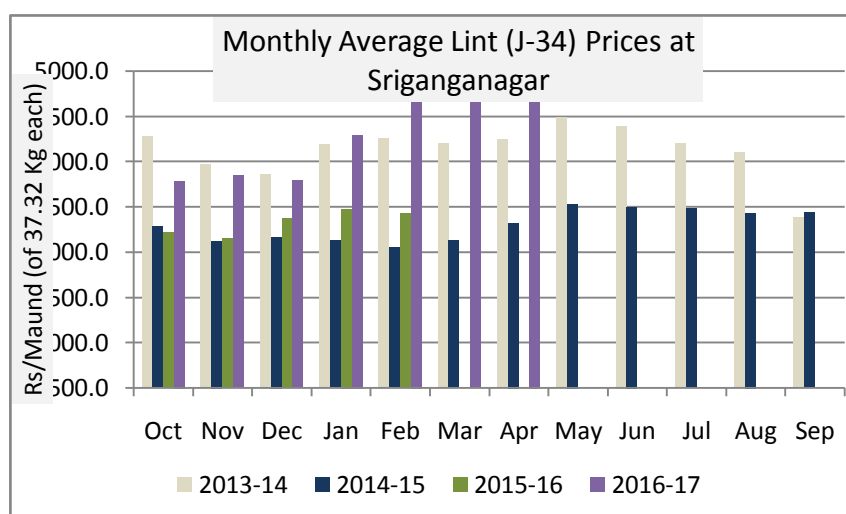
**Weekly Price Review:** Lint prices remained pale during the week owing to light tone prevailing in market. Weekly average price of Lint at Sirsa remained Rs. 4552 per maund of 37.32 kg each, lower compared to the previous week price of Rs. 4584 per maund.

**Weekly Price Outlook:** Lint prices are expected to remain range bound to pale during the week. We expect Lint at Sirsa to remain in the range of Rs. 4400-4800per maund.



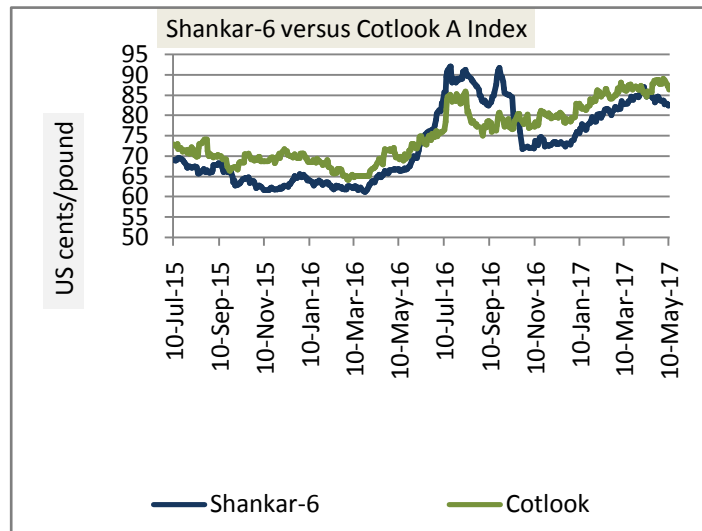
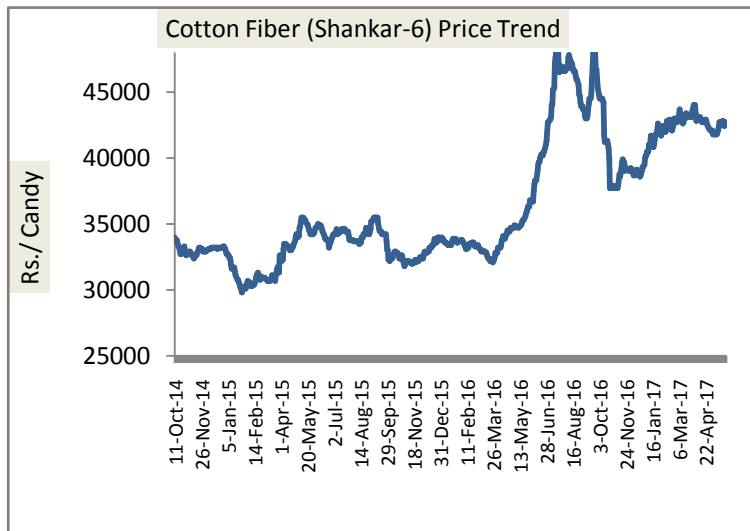
## Lint Monthly Y-o-Y Price Scenario

Monthly average price at Sri Ganganagar in April was Rs.4713/Qtl compared to Rs.4903/Qtl in March.



### Cotton Fiber Weekly Price Scenario

Following range -bound movement in Kapas prices, cotton fiber witnessed firm tone this week. Weekly average price of cotton (Shankar-6) at Mumbai remained Rs.42683 per candy (of 355.6 kg each) compared to Rs. 42617 per candy in the previous week.

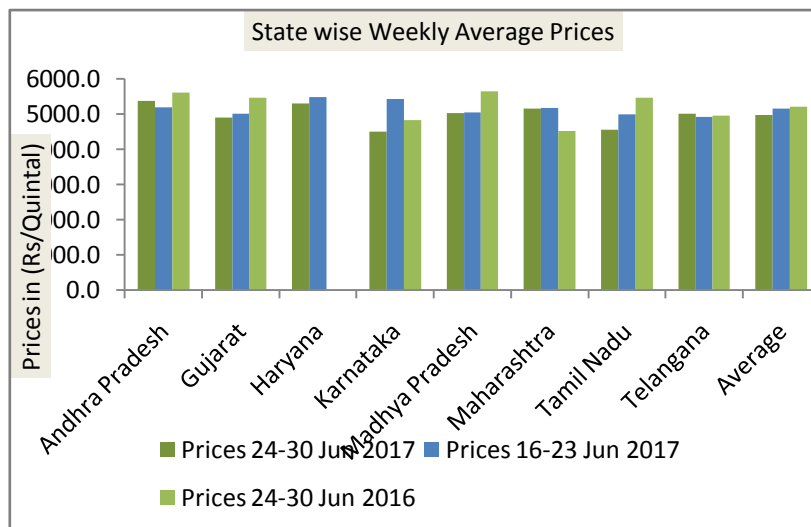


Indian Fiber price versus International Fiber Price: Indian fiber prices are ruling below the international price. Against the weekly average Cotlook A Index of 85.87 cents/pound, Indian weekly average price stood at 83.08 cents/pound, making Indian fiber competitive in international market.

Weekly Price Outlook: Shankar-6 price in the coming week is expected to hover in range of Rs 40000-45000 per candy.

### State wise Weekly Price Scenario

On week on week basis, prices are by and large showing weak trend in most of the States, highest price was recorded in Andhra Pradesh followed by Haryana this week and lowest was in Karnataka followed by Tamil Nadu. On year on year basis, cotton prices are reflecting downtrend in most of the States. Prices have been summarized in the table given in annexure.



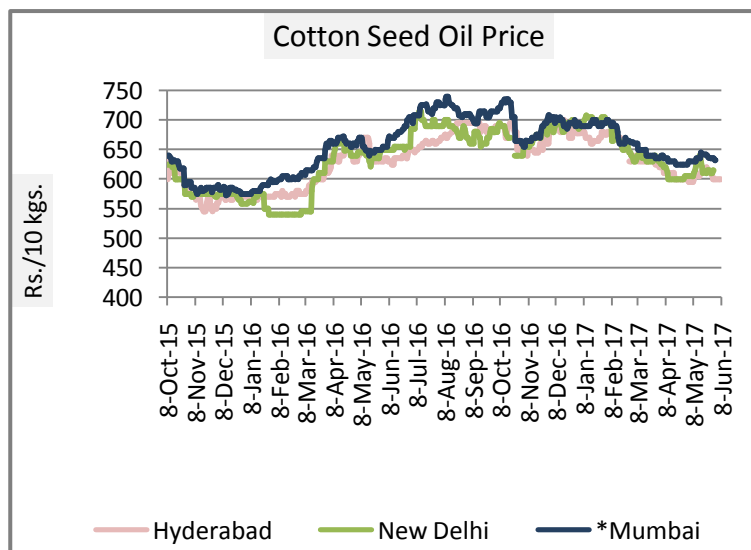
## Cotton Seed Oil and Cotton Seed Oil Cake

### Cotton Seed Oil Weekly Price Scenario

Cotton seed oil price mostly remained firm during the week. Weekly average price in New Delhi remained Rs 615 per 10 Kg, higher compared to the weekly average price of Rs 610 per 10 Kg in previous week.

Centers	Weekly Average Price as on (Rs/10 kg.)		% Change
	22-Jun-17	15-Jun-17	
New Delhi	615	610	0.82
Rajkot	633	631	0.32
Hyderabad	600	600	0.00
Mumbai*	640	637	0.44

*\*Vat Included*

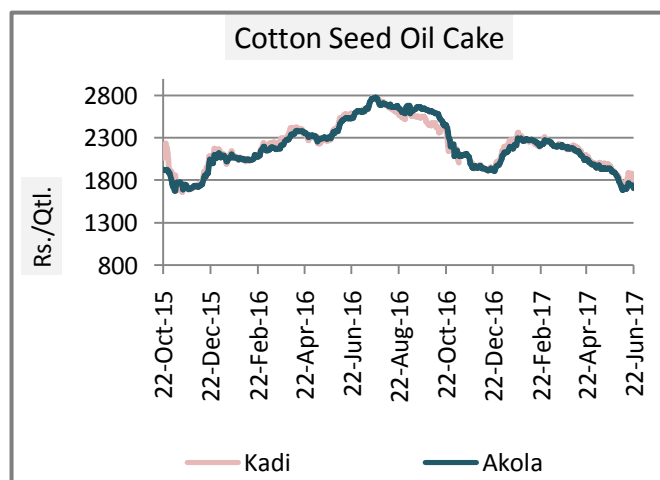


### Cotton Seed Oil Cake Weekly Price Scenario

Cotton seed oil cake price noticed firm tone during this week. Weekly average price in Akola remained Rs 1740 per quintal, higher compared to the weekly average price of Rs 1721 per quintal in the previous week.

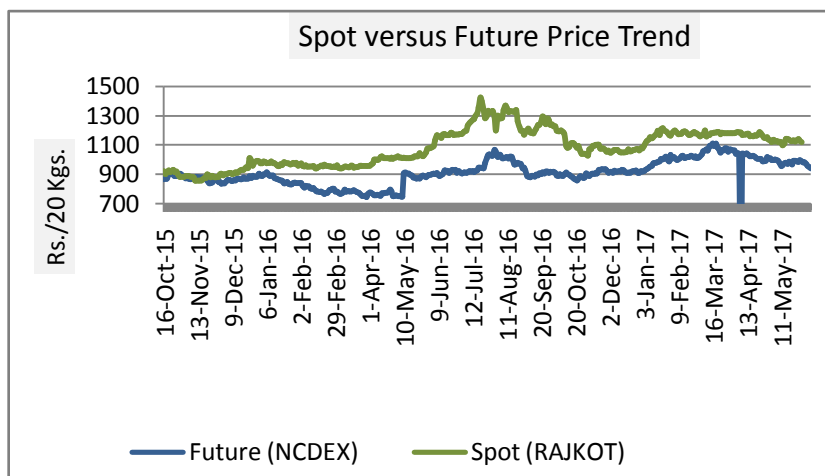
Centers	Weekly Average Price as on (Rs/quintal.)*		% Change
	22-Jun-17	15-Jun-17	
Kadi	1851	1802	2.73
Akola	1740	1721	1.11

*\*Source: NCDEX*

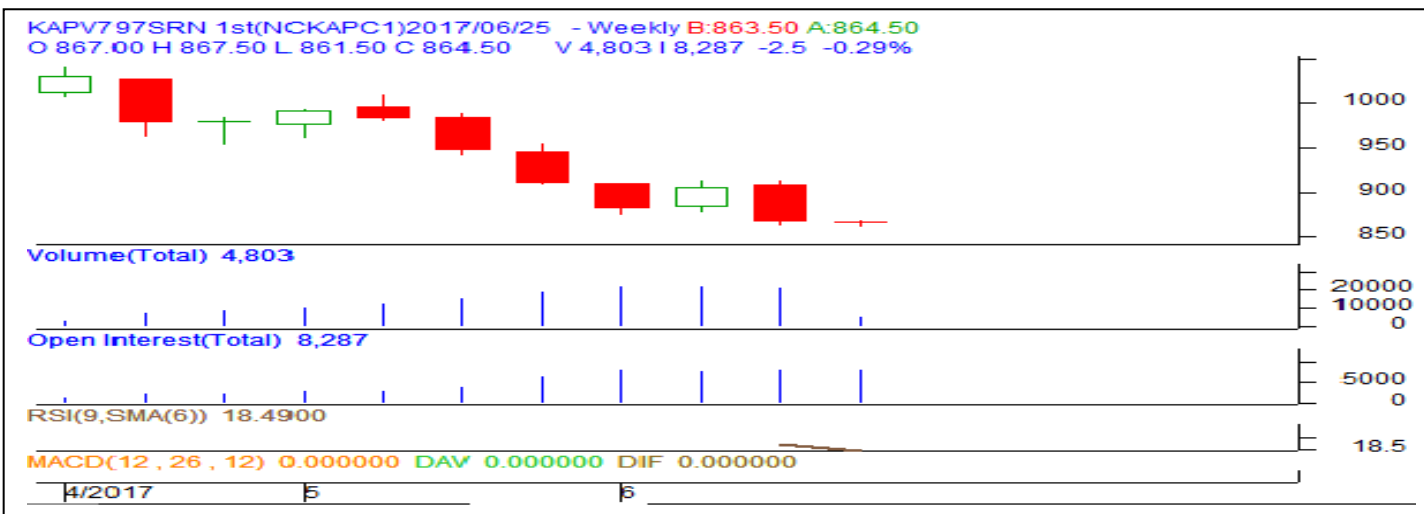


### Cotton Spot and Future Price Trend

Cotton future price closed lower this week. Kapas at NCDEX (Continuous chart) closed at Rs.872 as on 22 June 2017, compared to 886 a week earlier. The gap between the spot and future prices has increased. Average gap between the spot and future price during the week was Rs.377.8 which was Rs 216.5 a week earlier.



### Technical Analysis of Kapas Future Prices at NCDEX(Continuous Chart C1)



### Weekly Technical Outlook:

- Kapas prices, volume and O.I decreased indicating long build up in the market.
- RSI is hovering in an overbought zone.
- MACD signal line and center line denotes neutral crossover.

### Expected Price Range During Coming Week

Expected Trend	Expected Trading Band
Range-bound To Firm Momentum	800-1000

### Expected Support and Resistance

Support 1	Support 2	Resistance 1	Resistance 2
750	700	1080	1150
Figures in Rs/20 Kg			



## **International Market Scenario**

International cotton prices remained range bound to pale during the week. Cotlook A index weekly average stood at 83.08 cents/pound this week, which was 85.87 cents/pound during last week.

**Major Market Highlights:** As per the latest USDA report, global cotton production is expected to rise by 8.25% from 23.08 million tonnes in 2016-17 to 24.98 million tonnes in 2017-18; wherein China, U.S , Pakistan and Brazil are expected to produce 5.23 million tonnes, 4.18 million tonnes, 2.03 million tonnes and 1.52 million tonnes of cotton respectively in 2017-18.

According to the Cotton Board of Zambia, it is likely to produce 117,000 tonnes of cotton this year compared to 116,000 tonnes in the previous year. Though the number of farmers cultivating cotton declined by over 20,000 from 277,560, production increased amid favourable weather in the growing regions.

In a bid to discourage imports and to promote domestic sowing and harvesting of cotton, the Pakistan govt. had re-imposed import duty of 4% & sales tax of 5% on import of cotton to the country that is going to get effective from 15th July, 2017.

According to the latest report published by International Cotton Advisory Committee (ICAC), world's cotton area is likely to increase by 5% to 30.8 million hectares in 2017-18. A higher cotton price in China and a stable cotton policy there, the area under cotton cultivation is expected to increase by 3% to 2.9 million hectares while cotton production is expected to increase by 1% to 4.8 million tonnes in 2017-18. While, U.S is expected to increase its cotton acreage area by 12% this year to 4.3 million hectares and its production is expected to lie somewhat around at 4 million tonnes.

On the other hand, as per the same report issued by ICAC; world cotton use is expected to increase by 2% to 24.6 million tonnes in 2017-18. Cotton use in China, which is amongst the largest consumer, is projected to increase by 1% to 7.7 million tonnes in 2017-18. Due to the various government initiative introduced to promote cotton export by Pakistan, the cotton use in the country is also expected to increase by 1% to 2.3 million tonnes in 2017-18. Mill use in Bangladesh is also projected to rise by 5% to 1.5 million tonnes in 2017-18.

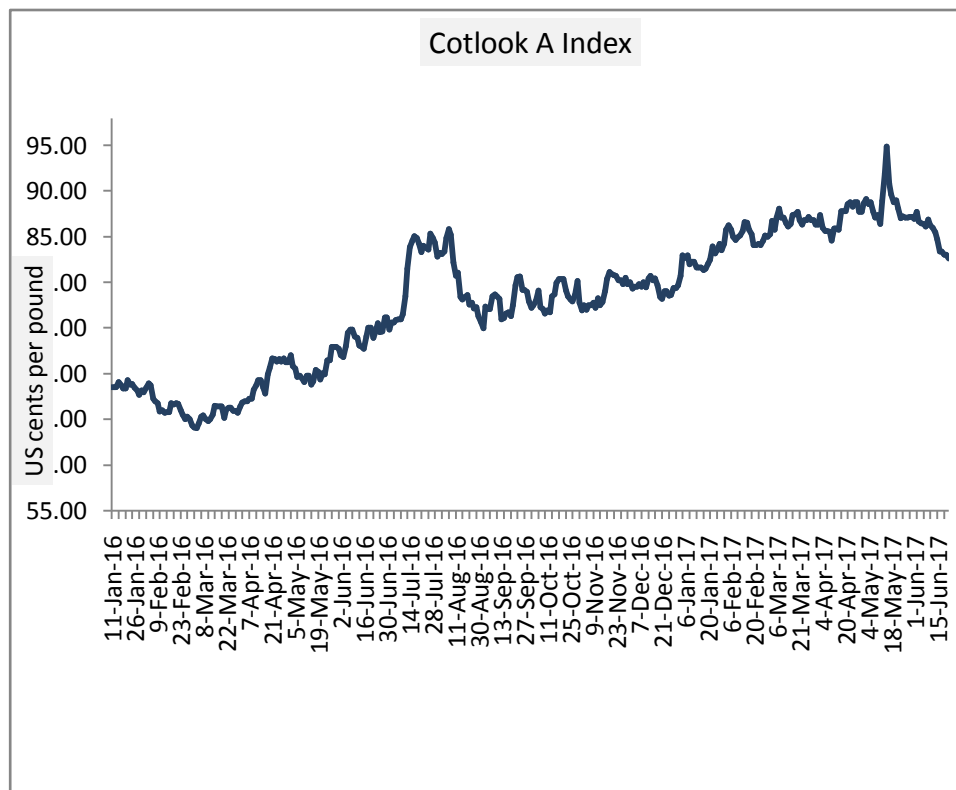
According to agriculture ministry, Mali's cotton production for the upcoming 2017/18 season is estimated at 725,000 tonnes compared to 645,000 tonnes in the current season. Plantation of more land, renewing subsidies and continuing a two-year-old programme that provides tractors at reduced prices will help in achieving higher production in the coming season.

Good demand for quality lint, increasing prices in the global markets and lack of availability of quality cotton led to increase in cotton prices in Pakistan during the previous week. The Karachi Cotton Association increased its spot rates by Rs. 50 to Rs 6,700 per maund (37.3242 kg) and Rs 7,180 for 40 kg. The Ex-Karachi rates also increased to Rs 6,835 per maund and Rs 7,325 for 40 kg. There is good buying from the millers amid limited stocks with ginners.



## Cotlook A Index

Cotlook A index remained pale during the week.



Cotlook A Index	Weekly Average Price as on		% Change
	22-Jun-17	15-Jun-17	
Prices	83.08	85.87	-3.2
Prices in US cents per Pound			

## China Cotton Index and Foreign Cotton Index

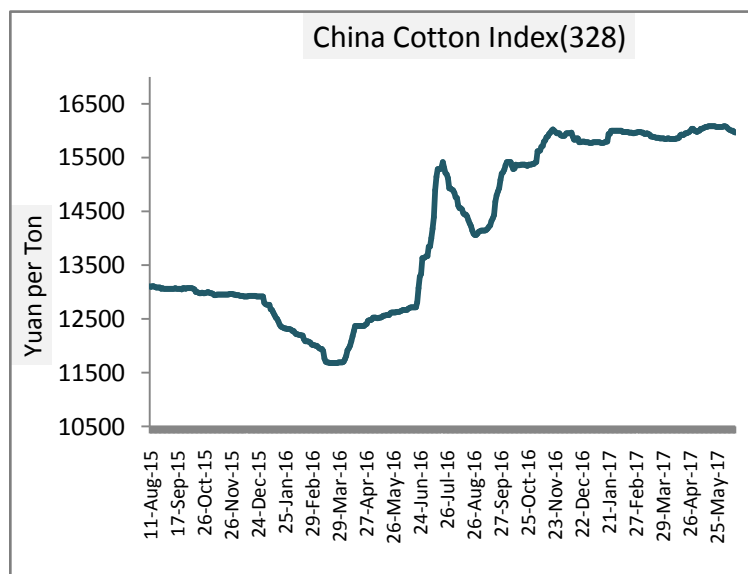
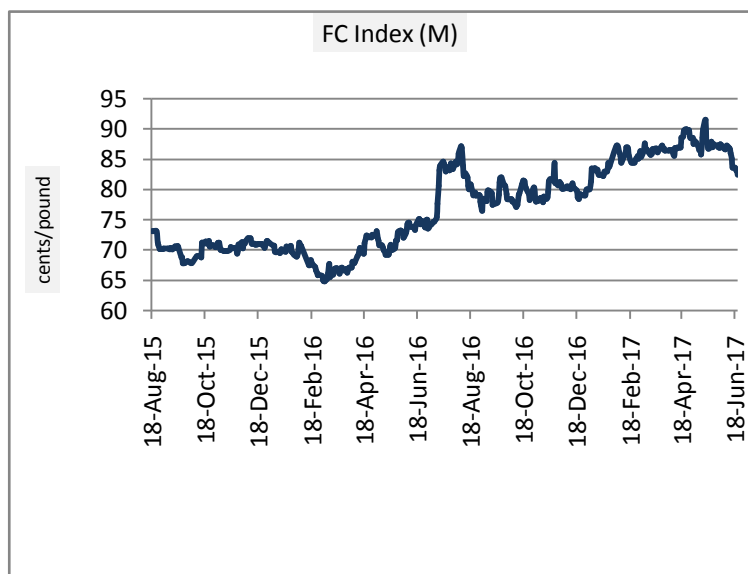
According to the National Bureau of Statistics, cotton production in China declined by 4.6 per cent in 2016 to 5.34 million tons compared to the previous year. Production has declined amid decline in acreage and yields. Acreage has declined by 11.1 per cent to 3.38 million hectares. Yields of cotton declined by 260,000 tons to 5.34 million tons.

In 2016, China's cotton yarn import declined by 30 per cent y-o-y to 960 mkg worth US\$2430 million. According to report released by [www.yarnsandfibers.com](http://www.yarnsandfibers.com) (YarnsandFibers), imports from India declined by 49 per cent to US\$560 million for 231 mkg. Price-wise, Pakistan was the cheapest supplier of cotton yarn for China, followed by India and then by Vietnam.

Cotton Index	Weekly Average Price as on		% Change
	22-Jun-17	15-Jun-17	
FC (S)	85.65	88.82	-3.57
FC (M)	83.19	86.39	-3.71
FC (L)	80.95	84.27	-3.93
Prices in US cents per Pound			

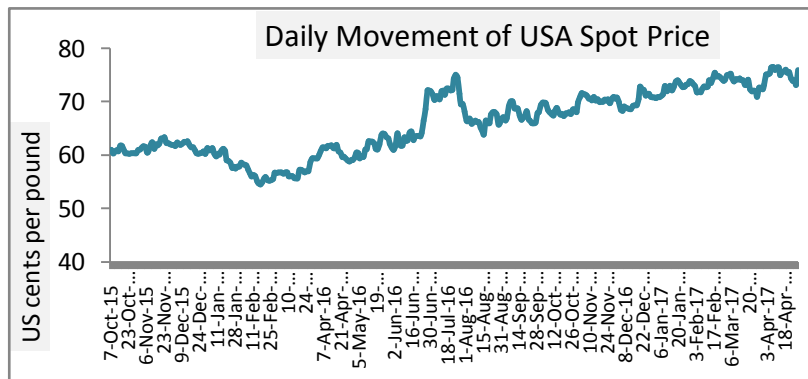
China Index remained pale during the week. CC Index (328) remained 15987 Yuan per ton during the week. Average was 16059 Yuan per ton during previous week.

Cotton Index	Weekly Average Price as on		% Change
	22-Jun-17	15-Jun-17	
CCIndex(328)	15987	16059	-0.44
CCIndex(527)	14973	15022	-0.33
CCIndex(229)	16370	16434	-0.38
Prices in Yuan per ton			



## USA Spot Prices

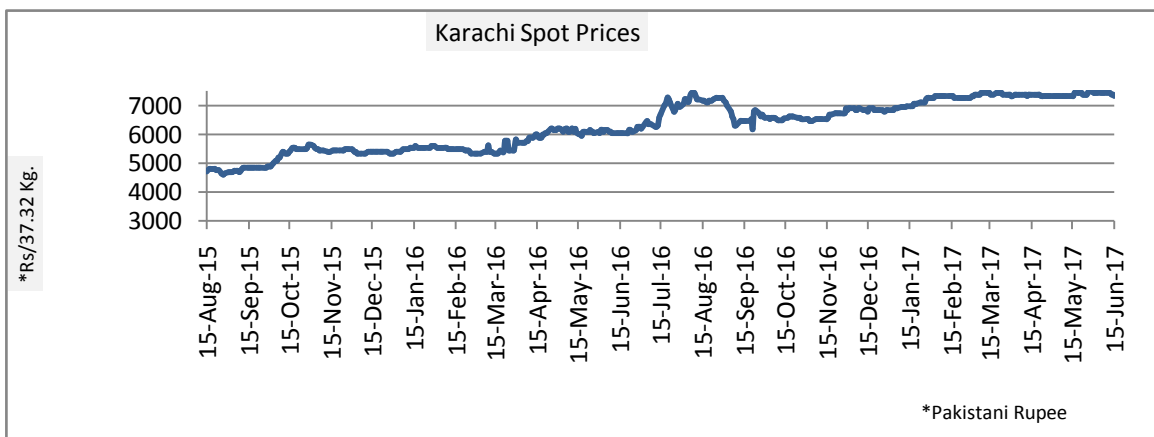
According to latest report of USDA, global 2016/17 cotton ending stocks are revised down this month. Production in Pakistan is estimated to be lower, based on arrivals at gins, but higher in China. World ending stocks are now projected at 90.48 million bales.



USA Spot Prices	Weekly Average Price as on		% Change
	22-Jun-17	15-Jun-17	
Prices	67.67	71.83	-5.79
Prices in US cents per Pound			

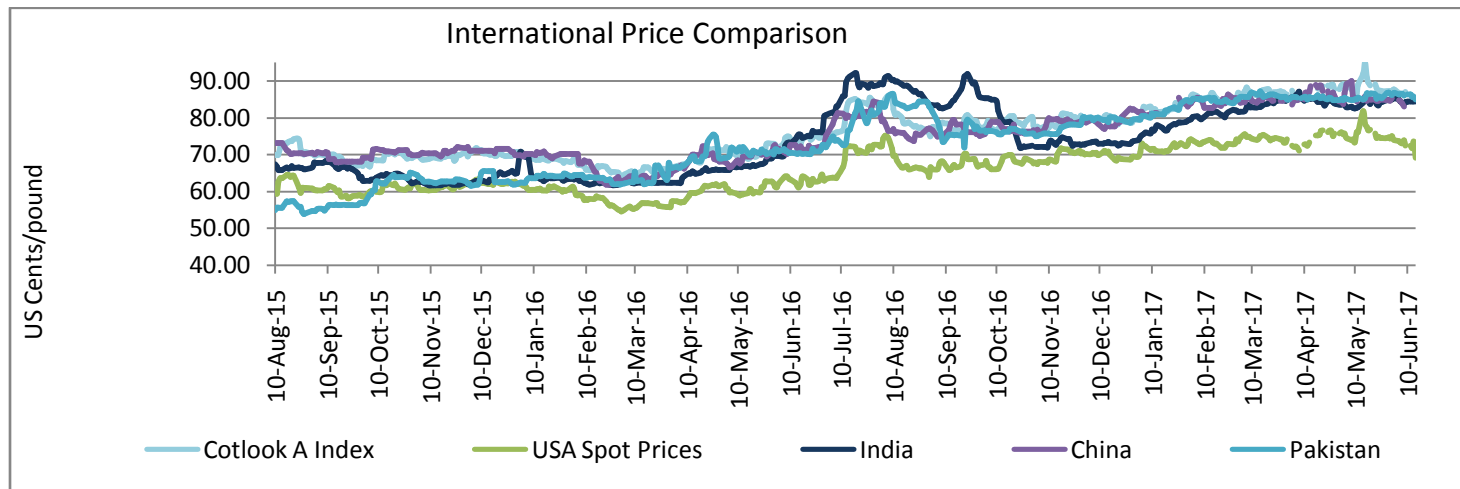
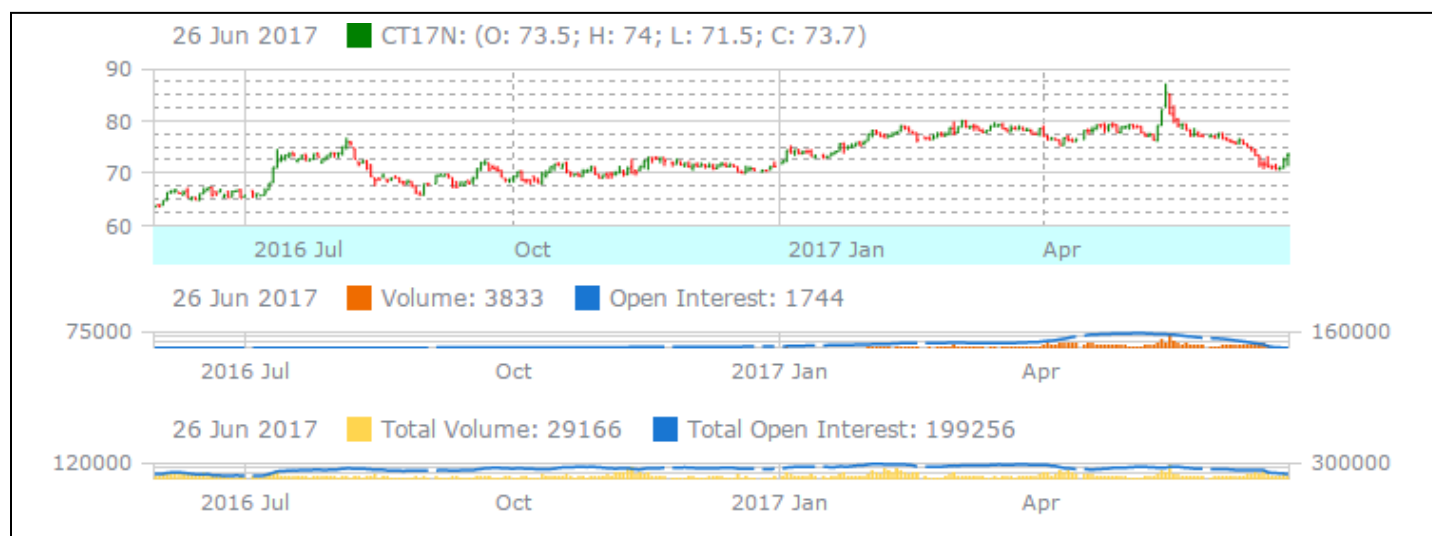
## Pakistan Spot Prices

Annual growth output of Cotton in Pakistan has slowed to 12.3 per cent amid lower arrivals of seed cotton during the period December 01-15, 2016. Pakistan has harvested 10.147 million bales of cotton up to December 15, 2016



according to data released by the Pakistan Cotton Ginners Association. Seed cotton arrivals during the same period declined by 3 per cent to 389,490 bales. According to the latest estimates, Pakistan is expected to produce 10.542 million bales during the current season.

Karachi Spot Prices	Weekly Average Price as on		% Change
	22-Jun-17	15-Jun-17	
Prices	7290	7390	-1.35
Prices in Rs per 37.32 Kg			

**International Price Comparison**

**Technical Analysis of Cotton Future (Jul'17 Contract) at ICE**

**Weekly Technical Outlook:**

- Candlesticks denote bearish movement in the market.
- Volume decreased while Open Interest increased.
- We expect cotton prices to remain sideways to firm in the coming week.

**Expected Price Range During Coming Week**

Expected Trend	Expected Trading Band
Range bound to BearishMomentum	70.00-80.00

**Expected Support and Resistance**

Support 1	Support 2	Resistance 1	Resistance 2
65.43	60.42	85.64	87.82

Figures in US cents/pound

**Cotton Future Prices at ICE**

Contracts	21-Jun	Week Ago	Month ago	Year Ago	%W-o-W change	%M-o-M change	%Y-o-Y change
Jul-17	70.89	73.50	78.39	62.85	-3.55	-9.57	12.79
Oct-17	68.27	72.92	74.65	64.02	-6.33	-8.55	6.64
Dec-17	68.17	70.95	73.01	64.39	-3.81	-6.63	5.87
Mar-18	68.11	71.02	72.66		-4.10	-6.26	
May-18	68.54	71.32	73.03		-3.91	-6.15	
Jul-18	68.93	71.55	73.21		-3.67		

**Domestic Cotton Prices and Arrivals at Key Centers**
**Cotton Prices at Key Spot Markets:**

Commodity	Kapas		Weekly Average Prices (Rs./Quintal)		Change
State	Centre	Variety	17th to 23rd June 2017	10th to 16th June 2017	
Gujarat	Ahmedabad	Shankar-6	4850	5392	-542
	Gondal	Shankar-6	5326	5314	12
	Rajkot	B.T. Cotton	5545	5524	21
	Patan	B.T. Cotton	NA	NA	-
	Kadi	B.T. Cotton	5356	5533	-177
	Deesa	B.T. Cotton	NA	NA	-
	Dhrol	B.T. Cotton	4895	NA	-
Punjab	Fazilika	B.T. Cotton	NA	NA	-
	Muktsar	B.T. Cotton	NA	NA	-
Haryana	Bhiwani	B.T. Cotton	5592	5642	-50
	Bhiwani	Desi	NA	NA	-
	Adampur	B.T. Cotton	NA	NA	-
	Fatehabad	B.T. Cotton	NA	NA	-
	Jind	B.T. Cotton	NA	NA	-
	Uchana	B.T. Cotton	NA	NA	-
	Dabwali	B.T. Cotton	NA	NA	-
Rajasthan	Hanumangarh	B.T. Cotton	NA	NA	-

	Rawatsar	B.T. Cotton	NA	NA	-
Madhya Pradesh	Khandwa	Mech-1	NA	NA	-
	Khargaon	Mech-1	NA	NA	-
Maharashtra	Amravati	Mech-1	NA	NA	-
	Jamner	Medium Staple	NA	NA	-
Uttar Pradesh	Hathras	B.T. Cotton	NA	NA	-
	Hathras	Desi	NA	NA	-
Telangana	Adilabad	Un-Ginned	4967	5033	-67
Andhra Pradesh	Guntur	Un-Ginned	NA	NA	-
	Kurnool	Un-Ginned	NA	NA	-
	Krishna	Un-Ginned	NA	NA	-
	East Godavari	Un-Ginned	4160	4160	Unch
Karnataka	Bijapur	Bunny	5729	5888	-159
	Hubli	D.C.H.	NA	NA	-
	Hubli	B.T. Cotton	NA	5300	-
	Raichur	H-44 Cotton	5502	5545	-43
Commodity	Lint		Prices (Rs./Maunder of 37.32kg each)		Change
State	Centre	Variety	17th to 23rd June 2017	10th to 16th June 2017	
Punjab	Bhatinda	J-34	4676	4693	-17
	Abohar	J-34	4674	4692	-18
	Mansa	J-34	NA	NA	-
	Muktsar	J-34	NA	NA	-
	Fazilika	J-34	NA	NA	-
Haryana	Sirsa	J-34	4578	4578	Unch
Rajasthan	Sri-Ganganagar	J-34	NA	NA	-

#### Cotton Arrivals in Key Centers:

Commodity	Kapas		Weekly Sum Arrivals (Quintal)		Change
State	Centre	Variety	17th to 23rd June 2017	10th to 16th June 2017	
Gujarat	Ahmedabad	Shankar-6	64600	73100	-8500
	Gondal	Shankar-6	3020	2324	696
	Rajkot	B.T. Cotton	15500	7700	7800
	Patan	B.T. Cotton	NA	NA	-
	Kadi	B.T. Cotton	15000	38000	-23000
	Deesa	B.T. Cotton	NA	NA	-
	Dhrol	B.T. Cotton	240	NA	-
Punjab	Fazilika	B.T. Cotton	NA	NA	-

	Muktsar	B.T. Cotton	NA	NA	-
Haryana	Bhiwani	B.T. Cotton	NA	NA	-
	Bhiwani	Desi	NA	NA	-
	Adampur	B.T. Cotton	NA	NA	-
	Fatehabad	B.T. Cotton	NA	NA	-
	Jind	B.T. Cotton	NA	NA	-
	Uchana	B.T. Cotton	NA	NA	-
	Dabwali	B.T. Cotton	NA	NA	-
Rajasthan	Hanumangarh	B.T. Cotton	NA	NA	-
	Rawatsar	B.T. Cotton	NA	NA	-
Madhya Pradesh	Khandwa	Mech-1	NA	NA	-
	Khargaon	Mech-1	NA	NA	-
Maharashtra	Amravati	Mech-1	NA	NA	-
	Jamner	Medium Staple	NA	NA	-
Uttar Pradesh	Hathras	B.T. Cotton	NA	NA	-
	Hathras	Desi	NA	NA	-
Telangana	Adilabad	Un-Ginned	NA	NA	-
Andhra Pradesh	Guntur	Un-Ginned	NA	NA	-
	Kurnool	Un-Ginned	NA	NA	-
	Krishna	Un-Ginned	NA	NA	-
	East Godavari	Un-Ginned	NA	NA	-
Karnataka	Bijapur	Bunny	9181	10115	-934
	Hubli	D.C.H.	NA	NA	-
	Hubli	B.T. Cotton	NA	88	-
	Raichur	H-44 Cotton	366	275	91
Commodity	Lint		Weekly Sum Arrivals (Quintal)		Change
State	Centre	Variety	17th to 23rd June 2017	10th to 16th June 2017	
Punjab	Bhatinda	J-34	NA	NA	-
	Abohar	J-34	NA	NA	-
	Mansa	J-34	NA	NA	-
Haryana	Sirsa	J-34	323	408	-85
Rajasthan	Sri-Ganganagar	J-34	NA	NA	-

#### Cotton Association of India Spot Rates:

Trade Name	Staple	Micronaire	Strength/ GPT	Weekly Average Prices		+/- Change
				16th to 22nd June 2017	09th to 15th June 2017	
Bengal Deshi (RG)/Assam Comilla (101)	Below 22mm	5.0 - 7.0	15	35833	35833	Unch



Bengal Deshi (SG)(201)	Below 22mm	5.0 - 7.0	15	36733	36733	Unch
J-34(202)	26mm	3.5 - 4.9	23	43317	43317	Unch
H-4/ MECH-1(105)	28mm	3.5 – 4.9	27	40733	40733	Unch
Shankar-6(105)	29mm	3.5 – 4.9	28	42617	42617	Unch
Bunny/ Brahma(105)	31mm	3.5 - 4.9	30	44267	44267	Unch
MCU-5/ Surabhi(106)	32mm	3.3 - 4.9	31	45900	45900	Unch
DCH-32(107)	34mm	3.0 - 3.8	33	55917	55917	Unch

#### Disclaimer

The information and opinions contained in the document have been compiled from sources believed to be reliable. The company does not warrant its accuracy, completeness and correctness. Use of data and information contained in this report is at your own risk. This document is not, and should not be construed as, an offer to sell or solicitation to buy any commodities. This document may not be reproduced, distributed or published, in whole or in part, by any recipient hereof for any purpose without prior permission from the Company. IASL and its affiliates and/or their officers, directors and employees may have positions in any commodities mentioned in this document (or in any related investment) and may from time to time add to or dispose of any such commodities (or investment). Please see the detailed disclaimer at <http://www.agriwatch.com/Disclaimer.asp> © 2017 Indian Agribusiness Systems Pvt Ltd.