

Current Market Outlook

Domestic Weekly Price Scenario: Cotton spot markets noticed mixed tone during the week.

Average price of Lint at Sirsa during the week was Rs. 3865 per maund (of 37.32 Kg each), compared to the previous week price of Rs 3840. Cotton fiber (Shankar-6) prices noticed firm tone this week. Average price was Rs 38633 per candy (of 355.6 kg each) during the week, which was Rs 38250 per candy previous week. Future price of cotton (at NCDEX, Continuous contract) closed higher this week at Rs. 874 per maund (of 20 kg each) which was Rs 872.5 a week earlier.

Cotton Price Outlook (For Coming Week): In the coming week we expect Kapas price to remain range bound to firm with the price band of Rs. 4800-5200 per quintal in the bench mark market. Lint price at Sirsa is likely to be in range of Rs 3650-4050 per maund. Kapas prices at NCDEX (Continuous contract), is expected to hover in the range of Rs.800-1000 per maund (of 20 kg each).

Major Market Highlights: Heavy rain in the major growing region of Maharashtra, Gujarat, M.P, Andhra Pradesh, Telangana & Karnataka had adversely affected cotton sowing and arrivals into the country resulting into a rise in prices. Moreover, continuous rain in the regions; especially in Telangana & Karnataka had also deteriorated the quality of the fibre reaching into the market.

According to the official figures, cotton has been sown on 123.17 lakh hectares as on October 06, 2017 across the country compared to 102.99 lakh hectares during the same period previous year.

The Cotton Association of India (CAI) predicted India to produce 375 lakh bales of cotton in 2017-18.

On the back of favorable weather conditions and lucrative expected returns, rating agency, ICRA projected India to produce 36 million bales of cotton in 2018, up by 6 per cent from the previous year.

The Indian govt. had increased cotton MSP (Minimum Support Price) for long staple cotton from Rs 4,160/quintal in 2016-17 to Rs 4,320/quintal in 2017-18.

AW Cotton Index – 12 Mar. 2017

The Agriwatch Agri Commodities Index gained 0.98% to 110.22 during the week ended March 11, 2017 from 109.15 during the previous week, to end a 5-week falling streak. Cereals and pulses led the Index higher. The base for the Index and all sub-Indices is 2014 (= 100).



The Fiber Index increased by +0.11% week-on-week.



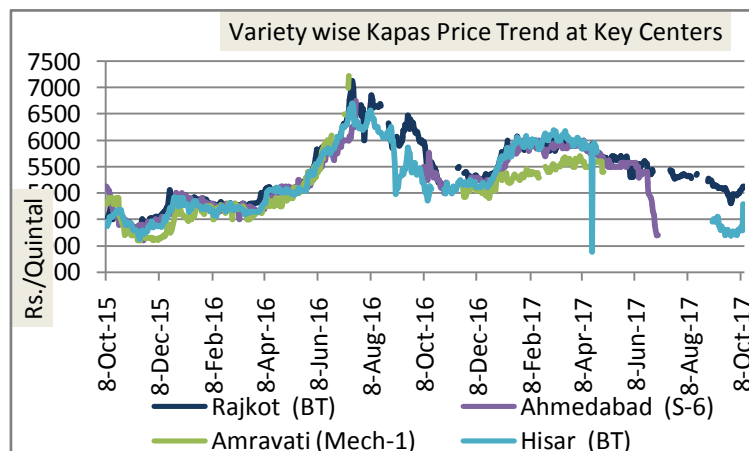
*Agriwatch has recently launched its AW Agri Commodity Indices to enable organizations access independent Indices to track and use to benchmark their purchases and sales. The Indices are based on the daily prices in the key benchmark markets for each commodity that AW has been covering for the past decade. The indices include an Aggregate Index, Category Indices and individual commodity indices. The weekly indices are free to access on our website www.agriwatch.com. The daily indices are available on subscription. Please contact for more details."

Domestic Cotton Prices Scenario

Kapas (Raw Cotton) Weekly Price Scenario

Weekly Price Review: Weekly kapas average price at Rajkot rose from Rs 4970/quintal to Rs 5077/quintal this week.

According to latest report of USDA attaché, India's 2016/17 cotton production forecast is 27.00 million 480 lb. bales on marginally lower acreage of 11.8 million hectares. Higher yields are expected through a combination of better crop, pest, and weed management practices and assuming a normal monsoon

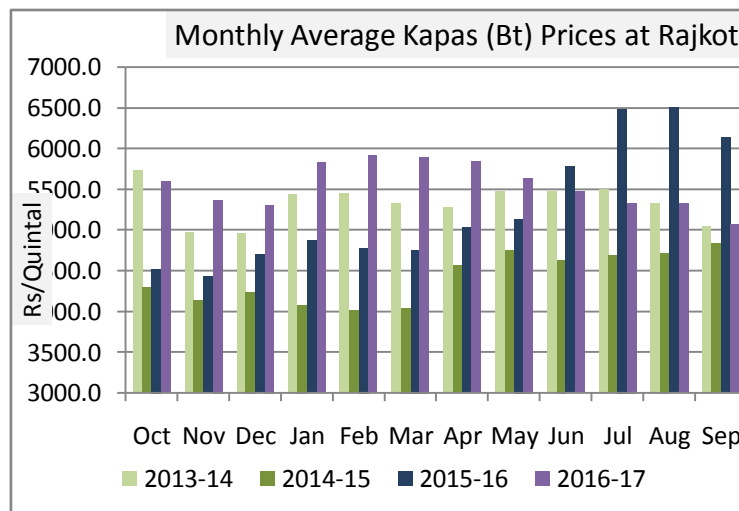


Weekly Price Outlook: Kapas prices are expected to remain range-bound to firm in coming days. The expected range for Kapas at Rajkot is Rs 4800-5200per quintal for the coming week.

Kapas Monthly Y-o-Y Price Scenario

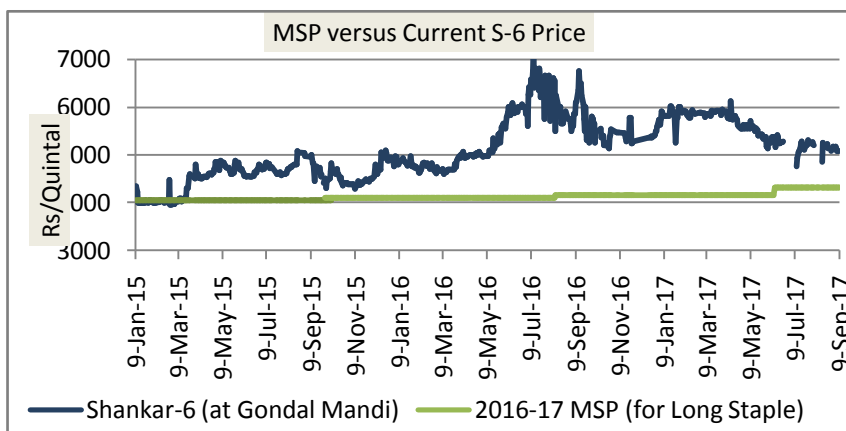
Kapas(seed cotton) prices in country noticed weak tone during the September month when compared to the previous month, and the same is ruling lower compared to the prices during the corresponding month of the previous season.

Monthly average price of Kapas at Rajkot remained Rs.5074 per quintal during September, which was Rs.5323 during previous month and Rs.6143 per quintal during the corresponding month last year. We expect Kapas prices to remain range –bound to firm in the coming month. The expected price range for October month is likely to be Rs 4900-5500 per quintal.



Spot Price versus MSP

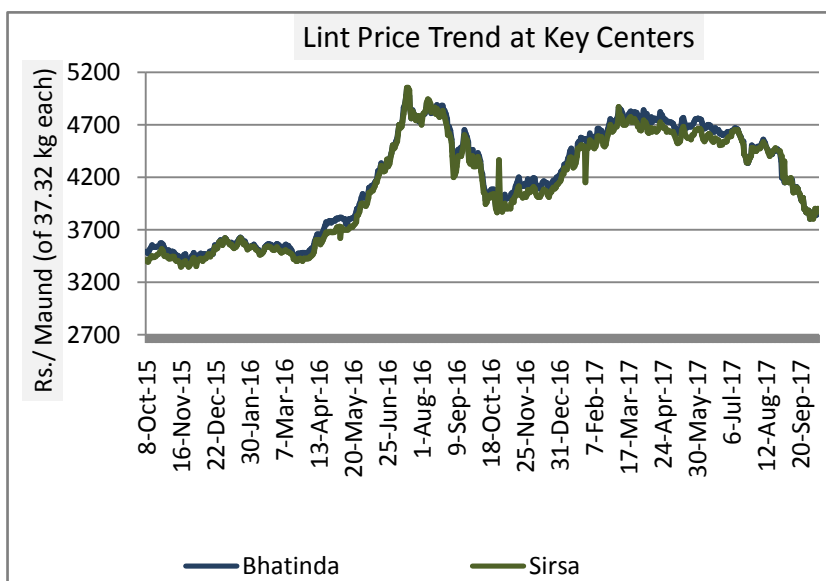
The Kapas prices are ruling above the MSP so far. The gap between the two prices has increased this week. The average gap between the prices was Rs.702 this week compared to Rs.554 a week earlier. This indicates prices are decreasing



Lint (De-Seeded Cotton) Weekly Price Scenario

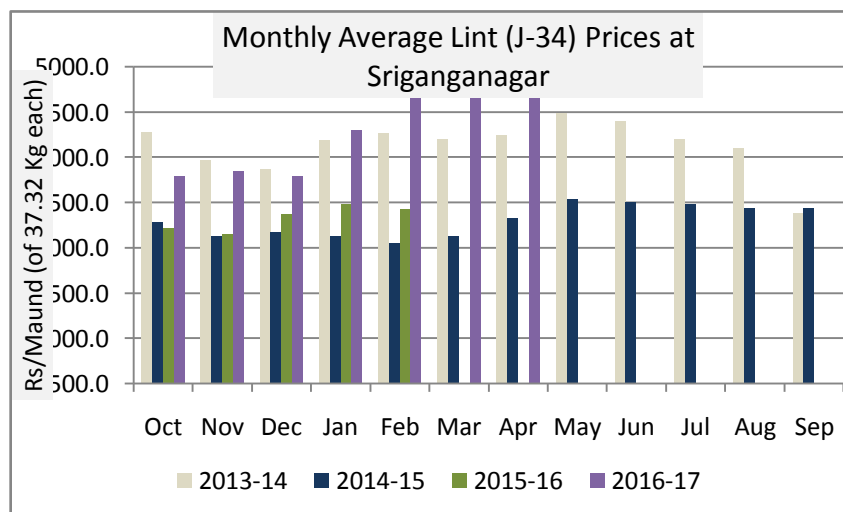
Weekly Price Review: Lint prices remained firm during the week owing to tight tone prevailing in market. Weekly average price of Lint at Sirsa remained Rs. 3865 per maund of 37.32 kg each, higher compared to the previous week price of Rs. 3840 per maund.

Weekly Price Outlook: Lint prices are expected to remain range bound to pale during the week. We expect Lint at Sirsa to remain in the range of Rs. 3650-4050per maund.



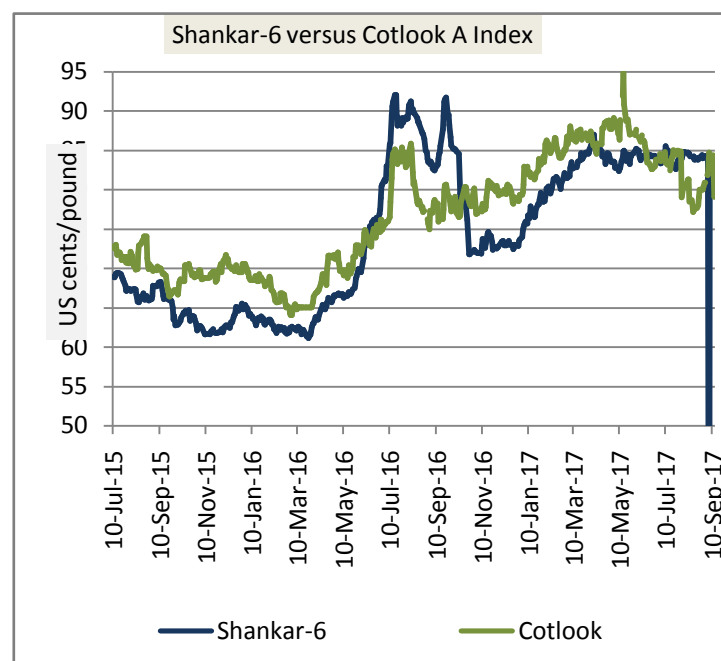
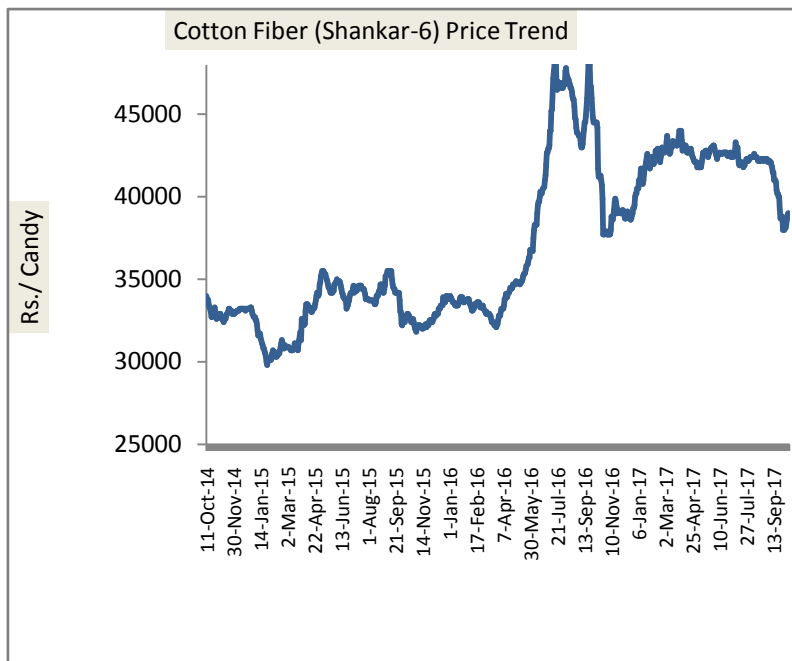
Lint Monthly Y-o-Y Price Scenario

Monthly average price at Sri Ganganagar in April was Rs.4713/Qtl compared to Rs.4903/Qtl in March.



Cotton Fiber Weekly Price Scenario

Following range -bound movement in Kapas prices, cotton fiber witnessed firm tone this week. Weekly average price of cotton (Shankar-6) at Mumbai remained Rs.38633 per candy (of 355.6 kg each) compared to Rs. 38250 per candy in the previous week.

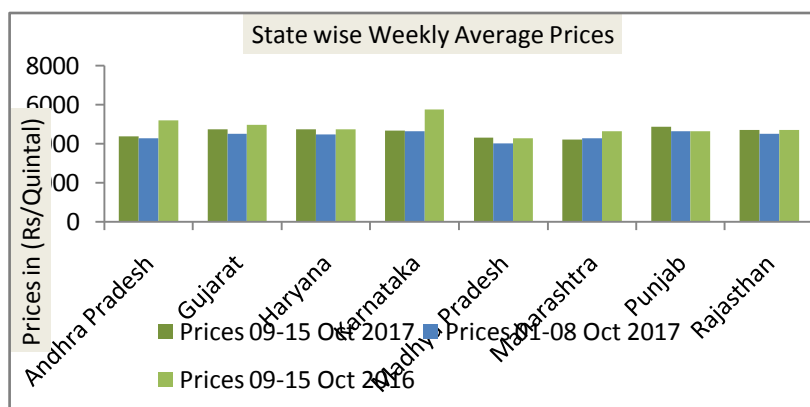


Indian Fiber price versus International Fiber Price: Indian fiber prices are ruling above the international price. Against the weekly average Cotlook A Index of 78.68 cents/pound, Indian weekly average price stood at 75.16 cents/pound, making Indian fiber more competitive in international market.

Weekly Price Outlook: Shankar-6 price in the coming week is expected to hover in range of Rs 37000-42000 per candy.

State wise Weekly Price Scenario

On week on week basis, prices are by and large showing firm trend in most of the States, highest price was recorded in Tamil Nadu followed by Uttar Pradesh this week and lowest was in Maharashtra followed by Madhya Pradesh. On year on year basis, cotton prices are reflecting downtrend in most of the States. Prices have been summarized in the table given in annexure.



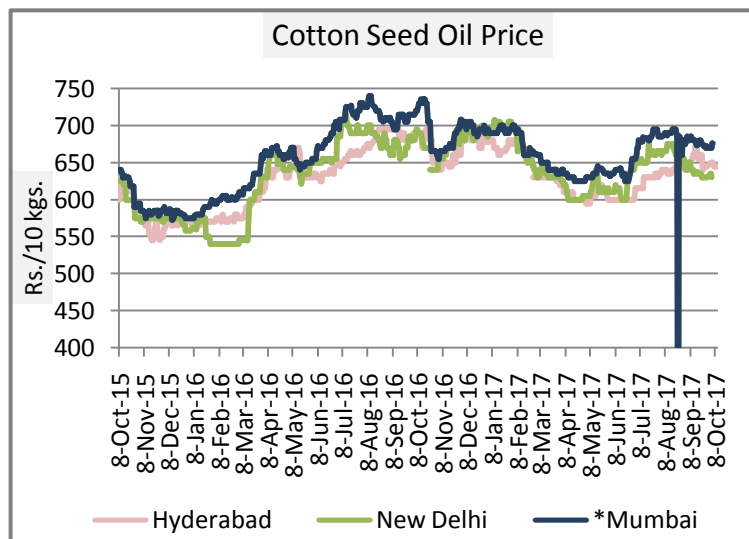
Cotton Seed Oil and Cotton Seed Oil Cake

Cotton Seed Oil Weekly Price Scenario

Cotton seed oil price noticed mixed tone during the week. Weekly average price in New Delhi remained Rs 631 per 10 Kg, which is same as the price prevailing previous week.

| Centers | Weekly Average Price as on (Rs/10 kg.) | | % Change |
|-----------|---|----------|----------|
| | 12-Oct-17 | 5-Oct-17 | |
| New Delhi | 631 | 631 | -0.07 |
| Rajkot | 650 | 648 | 0.33 |
| Hyderabad | 646 | 649 | -0.45 |
| Mumbai* | 672 | 672 | 0.01 |

*Vat Included

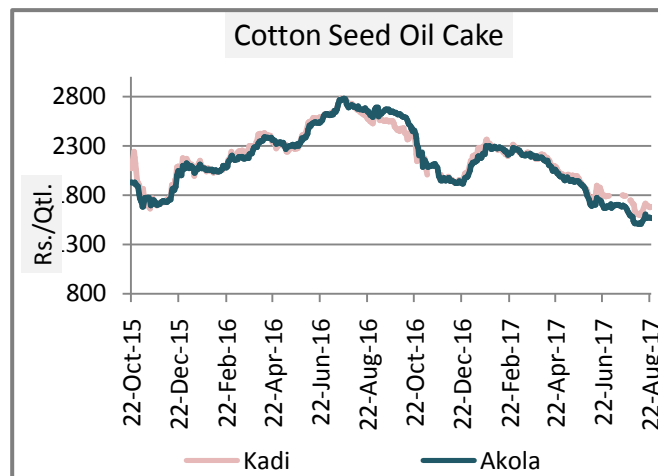


Cotton Seed Oil Cake Weekly Price Scenario

Cotton seed oil cake price noticed firm tone during this week. Weekly average price in Akola remained Rs 1448 per quintal, higher compared to the weekly average price of Rs 1423 per quintal in the previous week.

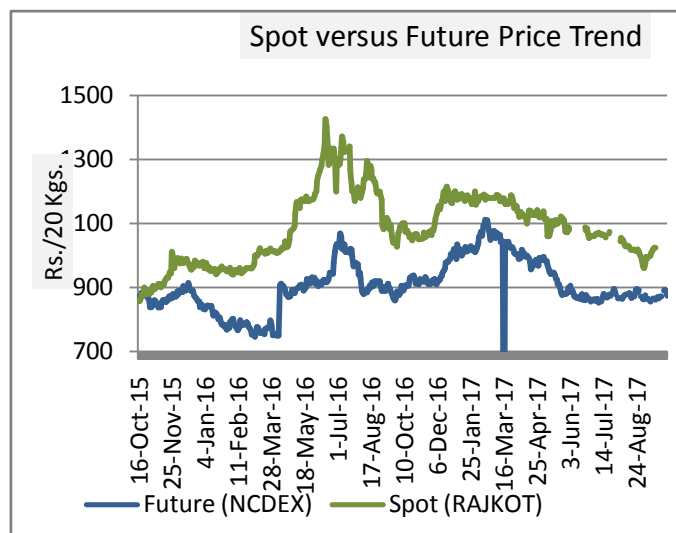
| Centers | Weekly Average Price as on (Rs/quintal.)* | | % Change |
|---------|--|----------|----------|
| | 12-Oct-17 | 6-Oct-17 | |
| Kadi | 1454 | 1354 | 7.32 |
| Akola | 1448 | 1423 | 1.73 |

*Source: NCDEX



Cotton Spot and Future Price Trend

Cotton future price closed higher this week. Kapas at NCDEX (Continuous chart) closed at Rs.874 as on 12 October 2017, compared to 872.5 a week earlier. The gap between the spot and future prices has increased. Average gap between the spot and future price during the week was Rs.133.4 which was Rs 124.5 a week earlier.



Technical Analysis of Kapas Future Prices at NCDEX(Continuous Chart C1)



Weekly Technical Outlook:

- Kapas prices and volume decreased while O.I increased for the week.
- RSI is hovering in a neutral zone.
- MACD signal line and center line denotes neutral crossover.

Expected Price Range During Coming Week

| Expected Trend | Expected Trading Band |
|------------------------------|-----------------------|
| Range-bound To Firm Momentum | 800-1000 |

Expected Support and Resistance

| Support 1 | Support 2 | Resistance 1 | Resistance 2 |
|-----------|-----------|--------------|--------------|
| 750 | 700 | 1080 | 1150 |

Figures in Rs/20 Kg

International Market Scenario

International cotton prices remained range bound to firm during the week. Cotlook A index weekly average stood at 78.68 cents/pound this week, which was 78.13 cents/pound during last week.

Major Market Highlights: On the back of a higher production estimate in India & U.S, the International Cotton Advisory Committee (ICAC) projected world's cotton output to rise by 10% to 25.5 million tonnes in 2017-18 (01st October, 2017 - 30th September, 2018).

On the other hand, world' cotton consumption is expected to increase by 2.7% from 24.56 MMT in 2016-17 to 25.22 MMT in 2017-18. Wherein, China, the world's largest cotton consumer, is expected to consume 8.1 MMT of cotton during 2017-18 which is 1.5% higher than its cotton consumption last year.

ICAC also projected cotton export of 3.1 MMT from U.S (which is the largest cotton exporter in the world) and an import of 1.4 MMT by Bangladesh in 2017-18.

On the back of a favorable weather condition , increased acreage and yield; the Chinese govt. forecasted the country to produce 5.28 MT of cotton in 2017-18. Alongwith it, cotton consumption by the country is also projected to lie at 7.9 MT during 2017-18.

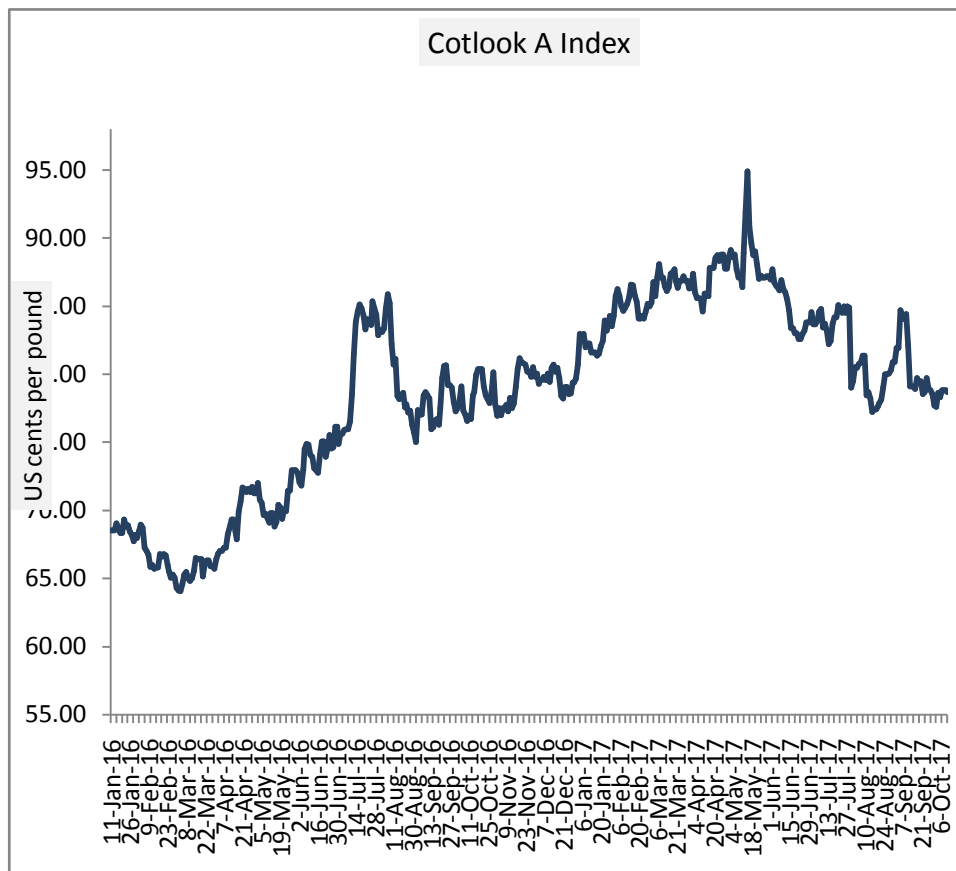
According to the Cotton Board of Zambia, it is likely to produce 117,000 tonnes of cotton this year compared to 116,000 tonnes in the previous year. Though the number of farmers cultivating cotton declined by over 20,000 from 277,560, production increased amid favourable weather in the growing regions.

In a bid to discourage imports and to promote domestic sowing and harvesting of cotton, the Pakistan govt. had re-imposed import duty of 4% & sales tax of 5% on import of cotton to the country that is going to get effective from 15th July, 2017.

According to agriculture ministry, Mali's cotton production for the upcoming 2017/18 season is estimated at 725,000 tonnes compared to 645,000 tonnes in the current season. Plantation of more land, renewing subsidies and continuing a two-year-old programme that provides tractors at reduced prices will help in achieving higher production in the coming season.

Cotlook A Index

Cotlook A index remained firm during the week.



| Cotlook A Index | Weekly Average Price as on | | % Change |
|------------------------------|----------------------------|----------|----------|
| | 12-Oct-17 | 5-Oct-17 | |
| Prices | 78.68 | 78.13 | 0.7 |
| Prices in US cents per Pound | | | |

China Cotton Index and Foreign Cotton Index

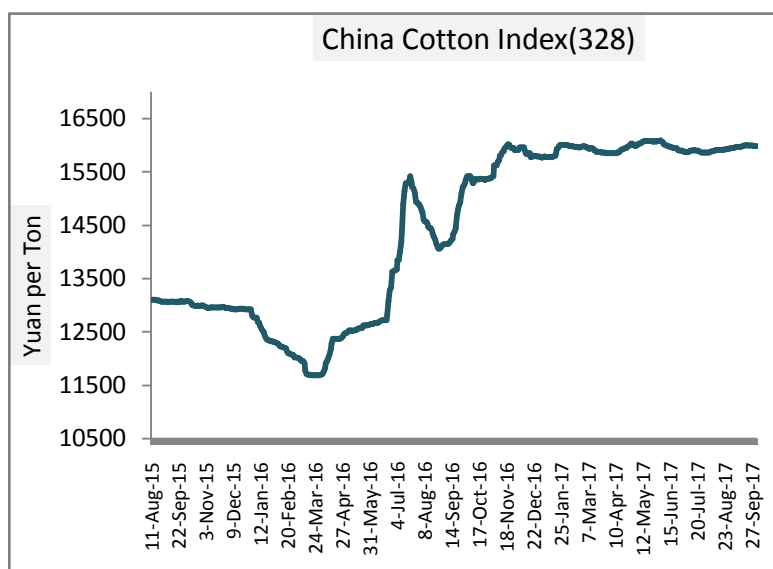
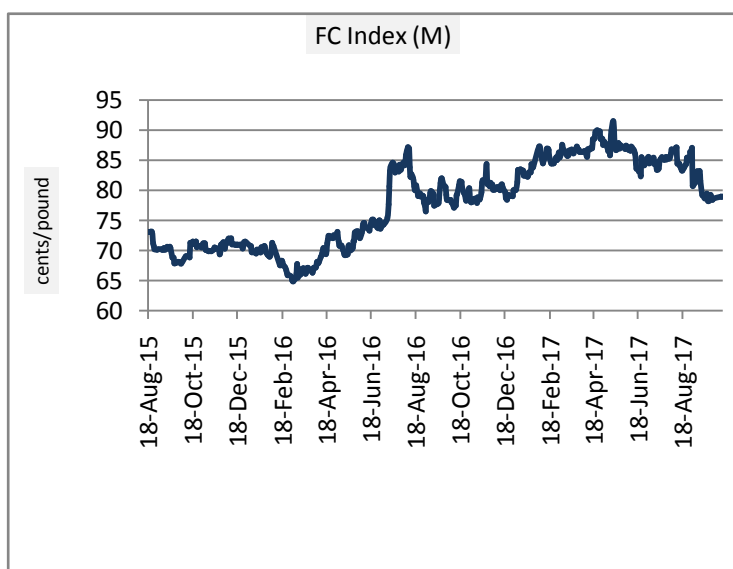
According to the National Bureau of Statistics, cotton production in China declined by 4.6 per cent in 2016 to 5.34 million tons compared to the previous year. Production has declined amid decline in acreage and yields. Acreage has declined by 11.1 per cent to 3.38 million hectares. Yields of cotton declined by 260,000 tons to 5.34 million tons.

In 2016, China's cotton yarn import declined by 30 per cent y-o-y to 960 mkg worth US\$2430 million. According to report released by www.yarnsandfibers.com (YarnsandFibers), imports from India declined by 49 per cent to US\$560 million for 231 mkg. Price-wise, Pakistan was the cheapest supplier of cotton yarn for China, followed by India and then by Vietnam.

| Cotton Index | Weekly Average Price as on | | % Change |
|------------------------------|----------------------------|----------|----------|
| | 12-Oct-17 | 5-Oct-17 | |
| FC (S) | 83.16 | 83.34 | -0.22 |
| FC (M) | 79.00 | 79.14 | -0.18 |
| FC (L) | 77.12 | 77.26 | -0.17 |
| Prices in US cents per Pound | | | |

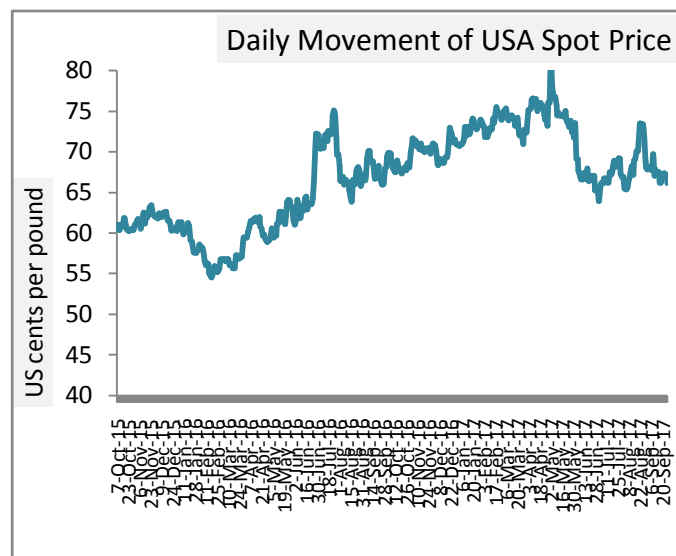
China Index remained pale during the week. CC Index (328) remained 15982 Yuan per ton during the week. Average was 15992 Yuan per ton during previous week.

| Cotton Index | Weekly Average Price as on | | % Change |
|------------------------|----------------------------|----------|----------|
| | 12-Oct-17 | 5-Oct-17 | |
| CCIndex(328) | 15982 | 15992 | -0.06 |
| CCIndex(527) | 14931 | 14947 | -0.11 |
| CCIndex(229) | 16460 | 16451 | 0.05 |
| Prices in Yuan per ton | | | |



USA Spot Prices

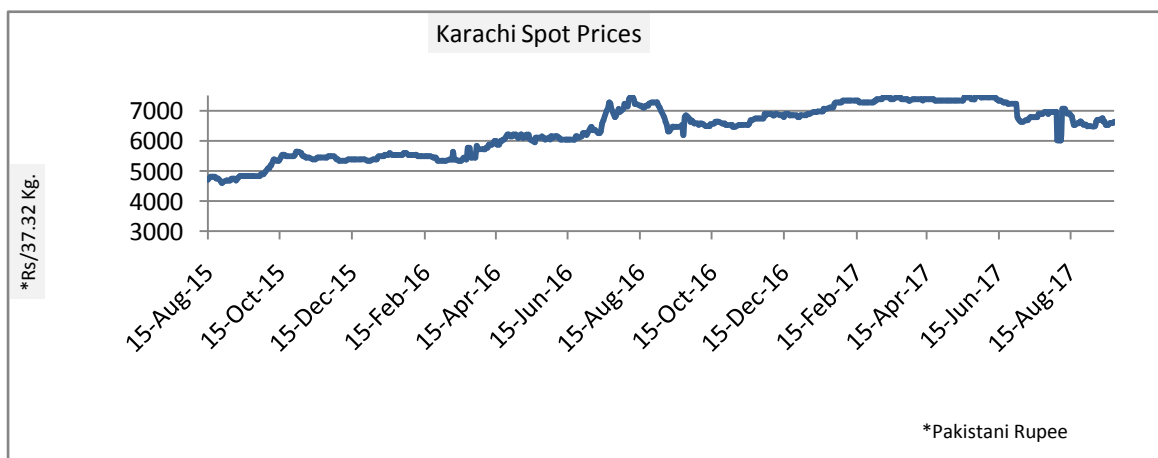
According to latest report of USDA, global 2016/17 cotton ending stocks are revised down this month. Production in Pakistanis estimated to be lower, based on arrivals at gins, but higher in China. World ending stocks are now projected at 90.48 million bales.



| USA Spot Prices | Weekly Average Price as on | | % Change |
|------------------------------|----------------------------|----------|----------|
| | 12-Oct-17 | 5-Oct-17 | |
| Prices | 66.94 | 66.64 | 0.45 |
| Prices in US cents per Pound | | | |

Pakistan Spot Prices

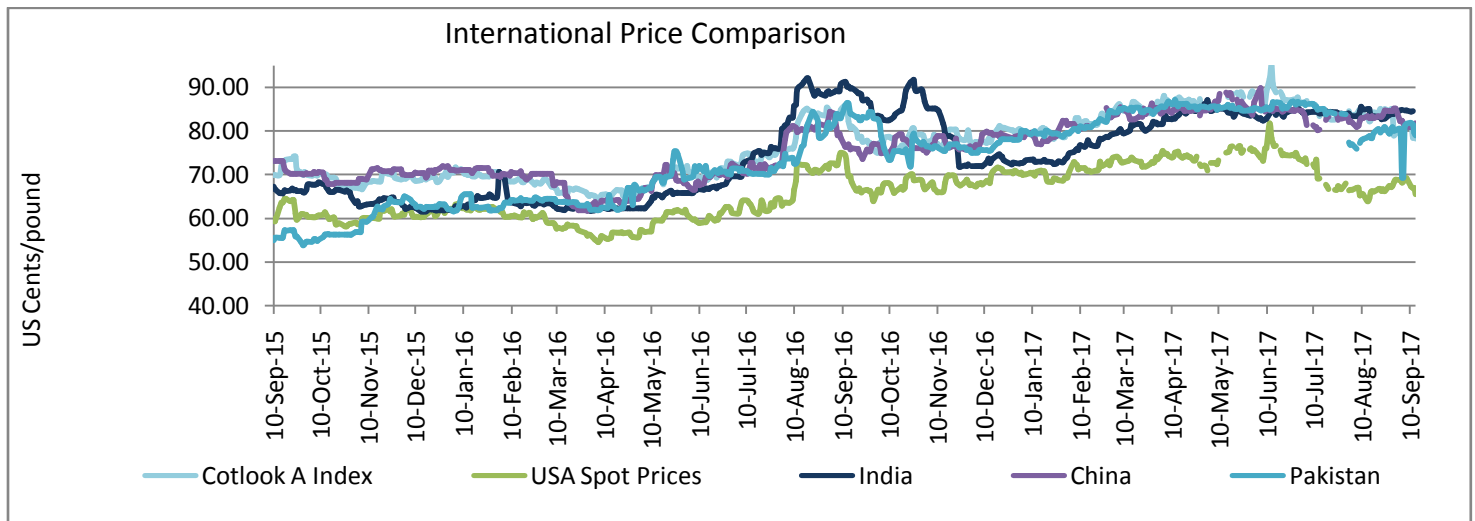
Annual growth output of Cotton in Pakistan has slowed to 12.3 per cent amid lower arrivals of seed cotton during the period December 01-15, 2016. Pakistan has harvested 10.147 million bales



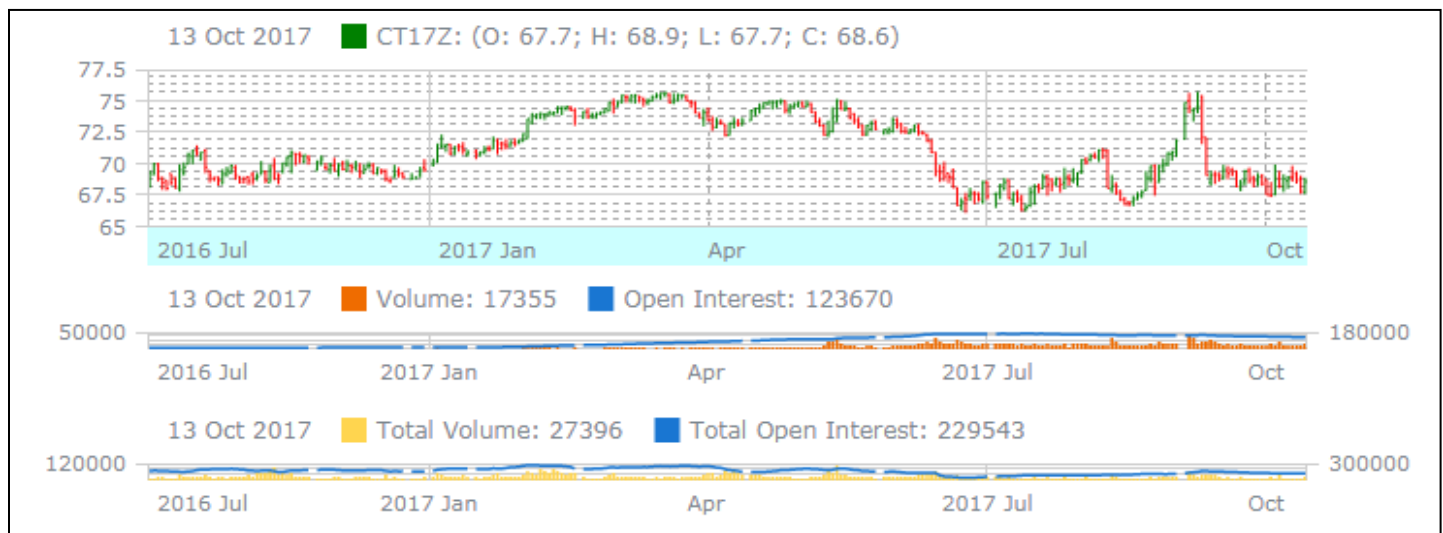
of cotton up to December 15, 2016 according to data released by the Pakistan Cotton Ginners Association. Seed cotton arrivals during the same period declined by 3 per cent to 389,490 bales. According to the latest estimates, Pakistan is expected to produce 10.542 million bales during the current season.

| Karachi Spot Prices | Weekly Average Price as on | | % Change |
|---------------------------|----------------------------|----------|----------|
| | 12-Oct-17 | 5-Oct-17 | |
| Prices | 6657 | 6585 | 1.09 |
| Prices in Rs per 37.32 Kg | | | |

International Price Comparison



Technical Analysis of Cotton Future (Oct'17 Contract) at ICE



Weekly Technical Outlook:

- Candlesticks denote bullish movement in the market.
- Volume decreased while Open Interest increased.
- We expect cotton prices to remain sideways to firm in the coming week.

Expected Price Range During Coming Week

| Expected Trend | Expected Trading Band |
|---------------------------------|-----------------------|
| Range bound to Bearish Momentum | 65.00-75.00 |

Expected Support and Resistance

| Support 1 | Support 2 | Resistance 1 | Resistance 2 |
|-----------|-----------|--------------|--------------|
| 60.23 | 57.84 | 82.30 | 85.26 |

Figures in US cents/pound

Cotton Future Prices at ICE

| Contracts | 20-Sep | Week Ago | Month ago | Year Ago | %W-o-W change | %M-o-M change | %Y-o-Y change |
|-----------|--------|----------|-----------|----------|---------------|---------------|---------------|
| Dec-17 | 68.73 | 68.80 | 72.11 | 67.14 | -0.10 | -4.69 | 2.37 |
| Mar-18 | 68.30 | 67.91 | 71.47 | | 0.57 | -4.44 | |
| May-18 | 69.00 | 68.62 | 71.76 | | 0.56 | -3.85 | |
| Jul-18 | 69.48 | 69.16 | 71.90 | | 0.47 | -3.37 | |
| Oct-18 | 68.17 | 67.87 | 69.68 | | 0.43 | -2.17 | |
| Dec-18 | 68.53 | | | | | | |

Domestic Cotton Prices and Arrivals at Key Centers

Cotton Prices at Key Spot Markets:

| Commodity | Kapas | | Weekly Average Prices (Rs./Quintal) | | Change |
|-----------|-----------|-------------|-------------------------------------|------------------------------------|--------|
| State | Centre | Variety | 6th October to 12th October 2017 | 29th September to 5th October 2017 | |
| Gujarat | Ahmedabad | Shankar-6 | 5238 | NA | - |
| | Gondal | Shankar-6 | 5022 | 4874 | 148 |
| | Rajkot | B.T. Cotton | 5077 | 4970 | 107 |
| | Patan | B.T. Cotton | NA | NA | - |
| | Kadi | B.T. Cotton | 4888 | NA | - |
| | Deesa | B.T. Cotton | NA | NA | - |
| | Dhrol | B.T. Cotton | 4450 | 4655 | -205 |
| Punjab | Fazilika | B.T. Cotton | NA | NA | - |
| | Muktsar | B.T. Cotton | NA | NA | - |
| Haryana | Bhiwani | B.T. Cotton | 4678 | 4350 | 328 |
| | Bhiwani | Desi | NA | NA | - |
| | Adampur | B.T. Cotton | 4418 | 4255 | 163 |
| | Fatehabad | B.T. Cotton | 4653 | 4403 | 250 |
| | Jind | B.T. Cotton | 4934 | NA | - |
| | Uchana | B.T. Cotton | 4723 | NA | - |
| | Dabwali | B.T. Cotton | 4623 | NA | - |

| | | | | | |
|----------------|----------------|---------------|------------------------------------|------------------------------------|--------|
| Rajasthan | Hanumangarh | B.T. Cotton | 4636 | 4531 | 105 |
| | Rawatsar | B.T. Cotton | 4703 | NA | - |
| Madhya Pradesh | Khandwa | Mech-1 | 4650 | NA | - |
| | Khargaon | Mech-1 | 4784 | 4653 | 132 |
| Maharashtra | Amravati | Mech-1 | NA | NA | - |
| | Jamner | Medium Staple | NA | NA | - |
| Uttar Pradesh | Hathras | B.T. Cotton | 5620 | 5200 | 420 |
| | Hathras | Desi | 4560 | 4767 | -207 |
| Telangana | Adilabad | Un-Ginned | 4563 | 4550 | 13 |
| Andhra Pradesh | Guntur | Un-Ginned | 3900 | 4000 | -100 |
| | Kurnool | Un-Ginned | 4623 | 3901 | 722 |
| | Krishna | Un-Ginned | 4500 | 4850 | -350 |
| | East Godavari | Un-Ginned | 4320 | 4320 | Unch |
| Karnataka | Bijapur | Bunny | 5059 | 4919 | 140 |
| | Hubli | D.C.H. | NA | NA | - |
| | Hubli | B.T. Cotton | NA | NA | - |
| | Raichur | H-44 Cotton | 4350 | 4347 | 3 |
| Commodity | Lint | | Prices (Rs./Maund of 37.32kg each) | | Change |
| State | Centre | Variety | 6th October to 12th October 2017 | 29th September to 5th October 2017 | |
| Punjab | Bhatinda | J-34 | 3843 | 3845 | -2 |
| | Abohar | J-34 | 3844 | 3838 | 7 |
| | Mansa | J-34 | 3827 | 3829 | -2 |
| | Muktsar | J-34 | NA | NA | - |
| | Fazilika | J-34 | NA | NA | - |
| Haryana | Sirsa | J-34 | 3865 | 3840 | 25 |
| Rajasthan | Sri-Ganganagar | J-34 | 1810 | NA | - |

Week on Week Price: Scenario of Cotton:

| Commodity | Kapas | | Today | Week Ago | Month Ago | Year Ago |
|-----------|-----------|-------------|-----------|----------|-----------|-----------|
| State | Centre | Variety | 12-Oct-17 | 5-Oct-17 | 12-Sep-17 | 12-Oct-16 |
| Gujarat | Ahmedabad | Shankar-6 | 5250 | NA | NA | 5400 |
| | Gondal | Shankar-6 | 5005 | 5030 | 5080 | 5505 |
| | Rajkot | B.T. Cotton | 5125 | NA | 5095 | 5470 |
| | Patan | B.T. Cotton | Closed | NA | NA | 5870 |
| | Kadi | B.T. Cotton | 5000 | NA | NA | 5350 |

| | | | | | | |
|----------------|----------------|---------------|-----------|----------|-----------|-----------|
| | Deesa | B.T. Cotton | NA | NA | NA | NA |
| | Dhrol | B.T. Cotton | 4590 | NA | 4715 | 5205 |
| Punjab | Fazilika | B.T. Cotton | NR | NA | NA | NA |
| | Muktsar | B.T. Cotton | NR | NA | NA | NA |
| Haryana | Bhiwani | B.T. Cotton | 4950 | 4450 | 4425 | 5050 |
| | Bhiwani | Desi | NA | NA | NA | 4500 |
| | Adampur | B.T. Cotton | 4785 | 4300 | 4530 | 4950 |
| | Fatehabad | B.T. Cotton | 4875 | 4480 | 4470 | 4915 |
| | Jind | B.T. Cotton | 4973 | NA | NA | 5170 |
| | Uchana | B.T. Cotton | 4875 | NA | NA | 4950 |
| | Dabwali | B.T. Cotton | 4665 | NA | NA | 4925 |
| Rajasthan | Hanumangarh | B.T. Cotton | 4750 | 4550 | 4660 | 5000 |
| | Rawatsar | B.T. Cotton | 4800 | NA | NA | 5000 |
| Madhya Pradesh | Khandwa | Mech-1 | 4700 | NA | NA | NA |
| | Khargaon | Mech-1 | 4855 | 4560 | 4070 | 4995 |
| Maharashtra | Amravati | Mech-1 | NA | NA | NA | NA |
| | Jamner | Medium Staple | NA | NA | NA | NA |
| Uttar Pradesh | Hathras | B.T. Cotton | NR | 5250 | 4650 | 4150 |
| | Hathras | Desi | NR | 4800 | 4400 | 4300 |
| Telangana | Adilabad | Un-Ginned | 4650 | 4550 | 4550 | 4410 |
| Andhra Pradesh | Guntur | Un-Ginned | 4000 | NA | NA | NA |
| | Kurnool | Un-Ginned | NA | 4980 | NA | NA |
| | Krishna | Un-Ginned | NA | NA | NA | NA |
| | East Godavari | Un-Ginned | NA | 4320 | 4320 | 4150 |
| Karnataka | Bijapur | Bunny | 5122 | NA | NA | 6289 |
| | Hubli | D.C.H. | NA | NA | NA | NA |
| | Hubli | B.T. Cotton | NA | NA | NA | NA |
| | Raichur | H-44 Cotton | 4200 | NA | 5139 | 5900 |
| Commodity | Lint | | Today | Week Ago | Month Ago | Year Ago |
| State | Centre | Variety | 12-Oct-17 | 5-Oct-17 | 12-Sep-17 | 12-Oct-16 |
| Punjab | Bhatinda | J-34 | 3855 | 3860 | 4175 | 4070 |
| | Abohar | J-34 | 3860 | 3850 | 4180 | 4050 |
| | Mansa | J-34 | 3850 | 3840 | 4180 | 4070 |
| | Muktsar | J-34 | NR | NR | NR | NR |
| | Fazilika | J-34 | NR | NR | NR | NR |
| Haryana | Sirsa | J-34 | 3890 | 3850 | 4140 | 4040 |
| Rajasthan | Sri-Ganganagar | J-34 | NA | NA | NA | 3760 |

Cotton Arrivals in Key Centers:

| Commodity | Kapas | | Weekly Sum Arrivals (Quintal) | | Change |
|----------------|---------------|---------------|----------------------------------|------------------------------------|--------|
| State | Centre | Variety | 6th October to 12th October 2017 | 29th September to 5th October 2017 | |
| Gujarat | Ahmedabad | Shankar-6 | 40800 | NA | - |
| | Gondal | Shankar-6 | 739 | 402 | 337 |
| | Rajkot | B.T. Cotton | 4135 | 1525 | 2610 |
| | Patan | B.T. Cotton | NA | NA | - |
| | Kadi | B.T. Cotton | 20000 | NA | - |
| | Deesa | B.T. Cotton | NA | NA | - |
| | Dhrol | B.T. Cotton | 16 | 13 | 3 |
| Punjab | Fazilika | B.T. Cotton | NA | NA | - |
| | Muktsar | B.T. Cotton | NA | NA | - |
| Haryana | Bhiwani | B.T. Cotton | 16700 | 18000 | -1300 |
| | Bhiwani | Desi | NA | NA | - |
| | Adampur | B.T. Cotton | 4505 | 2975 | 1530 |
| | Fatehabad | B.T. Cotton | 4000 | 3400 | 600 |
| | Jind | B.T. Cotton | 3910 | NA | - |
| | Uchana | B.T. Cotton | 11680 | NA | - |
| | Dabwali | B.T. Cotton | 4370 | NA | - |
| Rajasthan | Hanumangarh | B.T. Cotton | 18800 | 9700 | 9100 |
| | Rawatsar | B.T. Cotton | 5000 | NA | - |
| Madhya Pradesh | Khandwa | Mech-1 | 1000 | NA | - |
| | Khargaon | Mech-1 | 30100 | 16390 | 13710 |
| Maharashtra | Amravati | Mech-1 | NA | NA | - |
| | Jamner | Medium Staple | NA | NA | - |
| Uttar Pradesh | Hathras | B.T. Cotton | 1150 | 475 | 675 |
| | Hathras | Desi | 485 | 110 | 375 |
| Telangana | Adilabad | Un-Ginned | 28331 | NA | - |
| Andhra Pradesh | Guntur | Un-Ginned | 400 | 330 | 70 |
| | Kurnool | Un-Ginned | 660 | 2 | 658 |
| | Krishna | Un-Ginned | NA | NA | - |
| | East Godavari | Un-Ginned | NA | NA | - |
| Karnataka | Bijapur | Bunny | 1913 | 546 | 1367 |
| | Hubli | D.C.H. | NA | NA | - |
| | Hubli | B.T. Cotton | NA | NA | - |
| | Raichur | H-44 Cotton | 5129 | 4637 | 492 |
| Commodity | Lint | | Weekly Sum Arrivals (Quintal) | | Change |

| State | Centre | Variety | 6th October to 12th October 2017 | 29th September to 5th October 2017 | |
|------------------|----------------|---------|----------------------------------|------------------------------------|--------------|
| Punjab | Bhatinda | J-34 | 45900 | 26350 | 19550 |
| | Abohar | J-34 | 19380 | 22780 | -3400 |
| | Mansa | J-34 | 3315 | 2805 | 510 |
| Haryana | Sirsa | J-34 | 9690 | 7140 | 2550 |
| Rajasthan | Sri-Ganganagar | J-34 | 1000 | NA | - |

Cotton Association of India Spot Rates:

| Trade Name | Staple | Micronaire | Strength/ GPT | Weekly Average Prices | | +/- Change |
|---------------------------------------|------------|------------|------------------|----------------------------------|------------------------------------|---------------|
| | | | | 6th October to 11th October 2017 | 29th September to 4th October 2017 | |
| Bengal Deshi (RG)/Assam Comilla (101) | Below 22mm | 5.0 - 7.0 | 15 | 38200 | 34400 | 3800 |
| Bengal Deshi (SG)(201) | Below 22mm | 5.0 - 7.0 | 15 | 38960 | 35100 | 3860 |
| J-34(202) | 26mm | 3.5 - 4.9 | 23 | 36080 | 36425 | -345 |
| H-4/ MECH-1(105) | 28mm | 3.5 – 4.9 | 27 | 38060 | 37700 | 360 |
| Shankar-6(105) | 29mm | 3.5 – 4.9 | 28 | 38560 | 38400 | 160 |
| Bunny/ Brahma(105) | 31mm | 3.5 - 4.9 | 30 | 40860 | 40575 | 285 |
| MCU-5/ Surabhi(106) | 32mm | 3.3 - 4.9 | 31 | 42840 | 42675 | 165 |
| DCH-32(107) | 34mm | 3.0 - 3.8 | 33 | 51500 | 51500 | Unch |

Disclaimer

The information and opinions contained in the document have been compiled from sources believed to be reliable. The company does not warrant its accuracy, completeness and correctness. Use of data and information contained in this report is at your own risk. This document is not, and should not be construed as, an offer to sell or solicitation to buy any commodities. This document may not be reproduced, distributed or published, in whole or in part, by any recipient hereof for any purpose without prior permission from the Company. IASL and its affiliates and/or their officers, directors and employees may have positions in any commodities mentioned in this document (or in any related investment) and may from time to time add to or dispose of any such commodities (or investment). Please see the detailed disclaimer at <http://www.agriwatch.com/Disclaimer.asp> © 2017 Indian Agribusiness Systems Pvt Ltd.