



Current Market Outlook

Domestic Weekly Price Scenario: Cotton spot markets mostly noticed firm tone during the week.

Average price of Lint at Sirsa during the week was Rs. 3955 per maund (of 37.32 Kg each), compared to the previous week price of Rs 3900. Cotton fiber (Shankar-6) prices noticed pale tone this week. Average price was Rs 38220 per candy (of 355.6 kg each) during the week, which was Rs 37283 per candy previous week. Future price of cotton (at NCDEX, Continuous contract) closed higher this week at Rs. 936.5 per maund (of 20 kg each) which was Rs 915 a week earlier.

Cotton Price Outlook (For Coming Week): In the coming week we expect Kapas price to remain range bound to weak with the price band of Rs. 4600-4800 per quintal in the Rajkot market. Lint price at Sirsa is likely to be in range of Rs 3800-4050 per maund. Kapas prices at NCDEX (Continuous contract), is expected to hover in the range of Rs.810-1000 per maund (of 20 kg each).

Major Market Highlights: The Cotton Corporation of India (CCI) has procured 1.29 lakh tonnes of cotton in Telangana so far, this season. The CCI made these purchase from 202 ginning mills and 41 public market yards.

In a major action against faulty Bt cotton seeds in Maharashtra, the agriculture department has seized failed seeds worth 24 crore from an unnotified godown in Aurangabad. After department officials got a tip-off, the quality control cell of the agriculture commissionerate seized 1,279 quintals of Bt cotton seeds produced by Green Gold seeds, which had either expired or were mixed with non-Bt seeds but were to be sold as Bt seeds.

Times of India has reported that herbicide tolerant (HT) cotton seed produced by Monsanto have been cultivated across the state of Telangana. These seeds allegedly contain carcinogenic material and are therefore not approved for sale. The report says that the government has asked relevant authorities to destroy the "produce". As a result whether any cotton will be destroyed or only cotton seeds will be destroyed is not yet clear. There is also no clarity on the quantities going to be affected. If any significant amount of cotton fiber stands to be destroyed, it may support the prices in the state.

Cotton Association of India (CAI) has called for the government to roll back the Reverse Charge Mechanism (RCM) of GST collection on kapas as it blocks their working capital and adds to costs. The Association has also asked the government for speedy resolution of pending RCM refunds. The Association has indicated that the industry would go on one day token protest against RCM on 15th December 2017 and if the issue of RCM was not resolved in the next meeting of the GST Council to be held on 21st December 2017, they would go on an indefinite strike 22nd December 2017 onwards.

Pakistan government has allowed cotton imports from India, though with a set of rules which are being seen as "tough" by local importers there. A permit from the Department of Plant Protection of Pakistan's food ministry



would be mandatory for any trader to import unprocessed cotton, including raw or seed cotton, cotton lint, linters, cotton waste and cotton stuffing from India. Cotton crops in Maharashtra and Telangana are said to have sustained large losses on account of pink bollworm attack. As much as 1.4 million hectare or about 30% of Maharashtra's acreage is likely to have been affected. This will likely result into final crop estimates settling lower than the previous estimates. Cotton Association of India (CAI) in its first estimate for the cotton crop season 2017-18 beginning October 1, 2017 had put the country's cotton crop at 375 lakh bales of 170 kg each compared to last year's crop of 337.25 lakh bales.

According to the Cotton Association of India (CAI), in its first estimate for the cotton crop season 2017-18 beginning October 1, 2017, cotton crop has been estimated at 375 lakh bales of 170 kg each which is higher by 37.75 lakh bales compared to the previous year's crop of 337.25 lakh bales.

Cotton crop in Vidarbha and Marathwada region of Maharashtra are reported to get affected by the widespread boll worm attack and could destroy approximately 50 per cent of the standing crop.

Domestic Cotton Prices Scenario

Kapas (Raw Cotton) Weekly Price Scenario

Weekly Price Review: Weekly kapas average price at Rajkot rose from Rs 4760/quintal to Rs 4650/quintal this week.

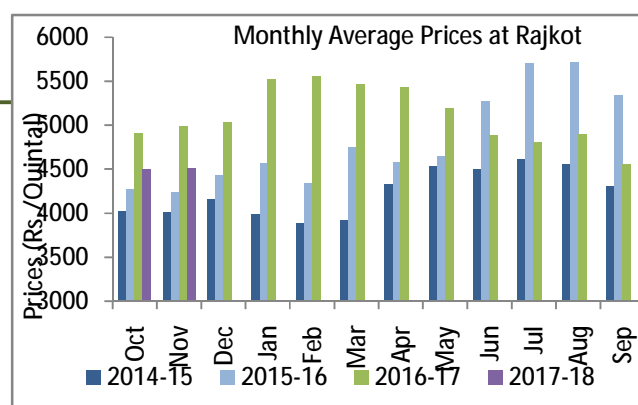
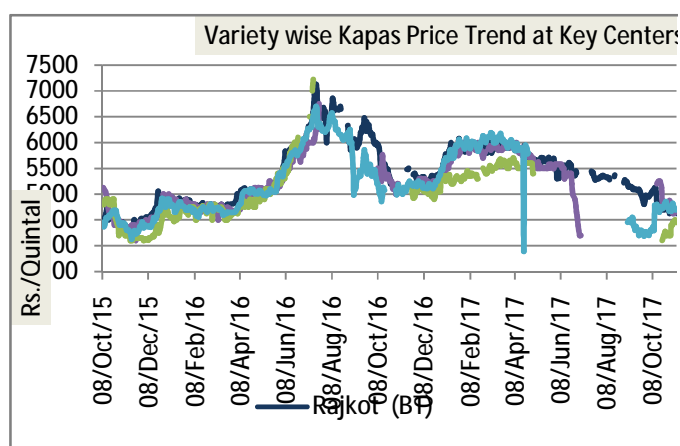
According to latest report of USDA attaché, India's 2017/18 cotton production forecast is 30.00 million 480 lb. bales on higher acreage of 12.20 million hectares. Higher yields are expected through a combination of better crop, pest, and weed management practices and assuming a normal monsoon

Weekly Price Outlook: Kapas prices are expected to remain range-bound to weak in coming days. The expected range for Kapas at Rajkot is Rs 4400-4800per quintal for the coming week.

Kapas Monthly Y-o-Y Price Scenario

Kapas(seed cotton) prices in country noticed weak tone during the October month when compared to the previous month, and the same is ruling lower compared to the prices during the corresponding month of the previous season.

Monthly average price of Kapas at Rajkot remained Rs.4504 per

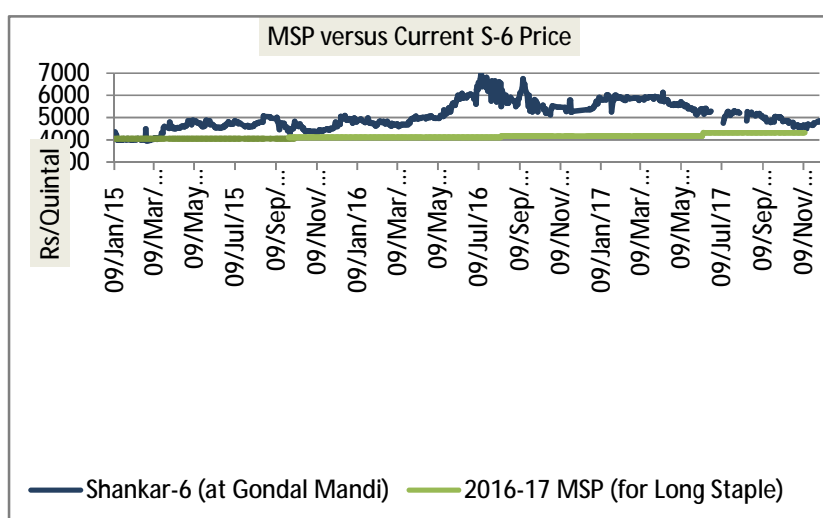




quintal during November, which was Rs. 4853 during previous month and Rs. 5074 per quintal during the corresponding month last year. We expect Kapas prices to remain range –bound to firm in the coming month. The expected price range for December month is likely to be Rs 4600-5200 per quintal.

Spot Price versus MSP

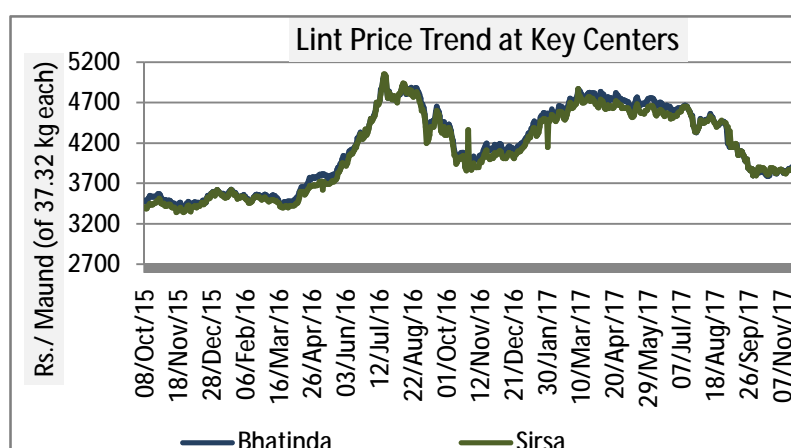
The Kapas prices are ruling above the MSP so far. The gap between the two prices has increased this week. The average gap between the prices was Rs.50 this week compared to Rs.184 a week earlier.



Lint (De-Seeded Cotton) Weekly Price Scenario

Weekly Price Review: Lint prices remained firm during the week owing to tight tone prevailing in market. Weekly average price of Lint at Sirsa remained Rs. 3871 per maund of 37.32 kg each, higher compared to the previous week price of Rs. 3854 per maund.

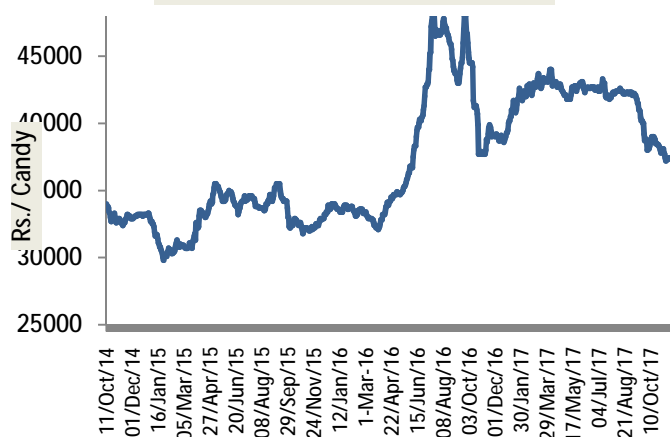
Weekly Price Outlook: Lint prices are expected to remain range bound to firm during the week. We expect Lint at Sirsa to remain in the range of Rs. 3800-4050 per maund.



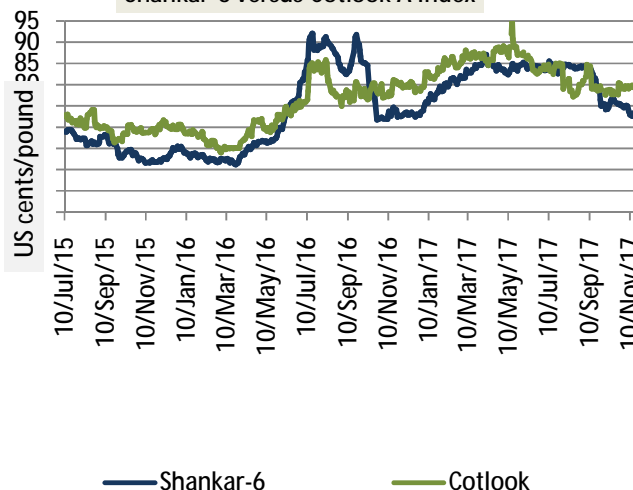
Cotton Fiber Weekly Price Scenario



Cotton Fiber (Shankar-6) Price Trend



Shankar-6 versus Cotlook A Index

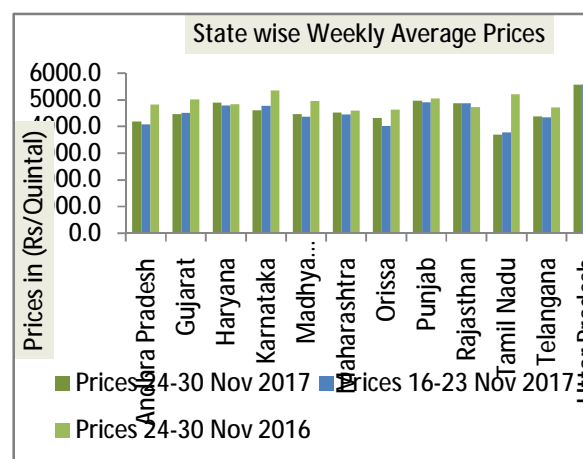


Indian Fiber price versus International Fiber Price: Indian fiber prices are ruling below the international price. Against the weekly average Cotlook A Index of 82.45cents/pound, Indian weekly average price stood at 73.86 cents/pound, making Indian fiber more competitive in international market.

Weekly Price Outlook: Shankar-6 price in the coming week is expected to hover in range of Rs 38000-40000 per candy.

State wise Weekly Price Scenario

On week on week basis, prices are by and large showing firm trend in most of the States, highest price was recorded in Uttar Pradesh followed by Punjab this week and lowest was in Tamil Nadu followed by Andhra Pradesh. On year on year basis, cotton prices are reflecting downtrend in most of the States. Prices have been summarized in the table given in annexure.





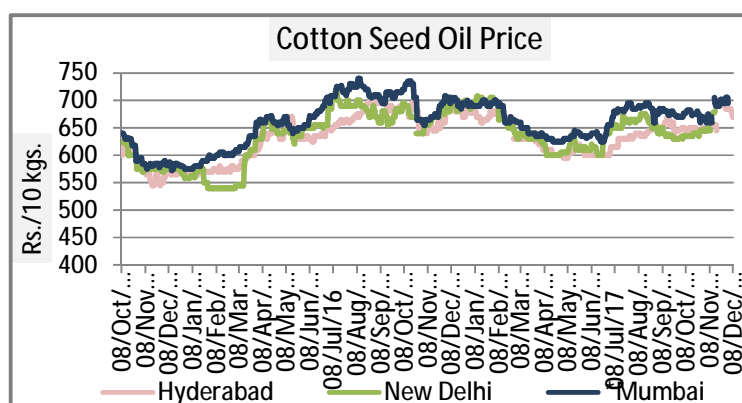
Cotton Seed Oil and Cotton Seed Oil Cake

Cotton Seed Oil Weekly Price Scenario

Centers	Weekly Average Price as on (Rs/10 kg.)		% Change
	06-Dec-17	30-Nov-17	
New Delhi	680	671	-0.73
Rajkot	675	678	-0.44
Hyderabad	675	685	-1.46
Mumbai*	705	695	1.44

*Vat Included

Cotton seed oil price noticed firm tone during the week. Weekly average price in New Delhi is Rs 680 per 10 Kg, higher compared to the weekly average price of Rs 671 per 10 Kg in previous week.

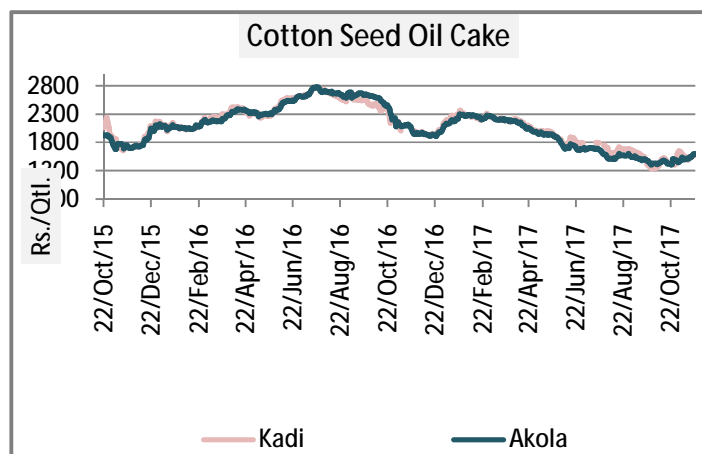


Cotton Seed Oil Cake Weekly Price Scenario

Cotton seed oil cake price noticed firm tone during this week. Weekly average price in Akola remained Rs 1635 per quintal, higher compared to the weekly average price of Rs 1571 per quintal in the previous week.

Centers	Weekly Average Price as on (Rs/quintal.)*		% Change
	06-Dec-17	30-Nov-17	
Kadi	1635	1571	4.07
Akola	1619	1590	0.81

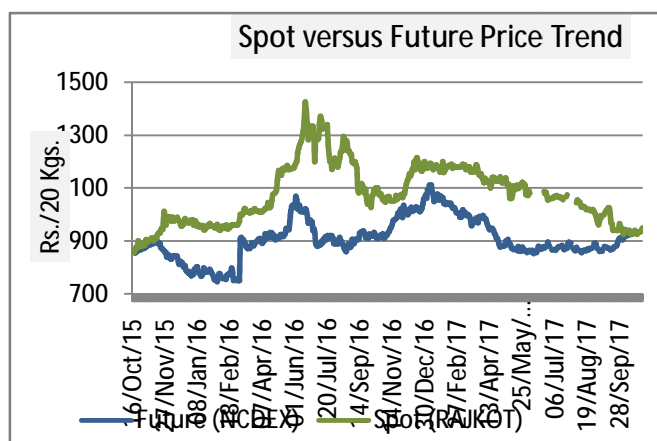
*Source: NCDEX





Cotton Spot and Future Price Trend

Cotton future price closed higher this week. Kapas at NCDEX (Continuous chart) closed at Rs 936.5 as on 06 December 2017, compared to 915 a week earlier. The gap between the spot and future prices has decreased. Average gap between the spot and future price during the week was Rs.13.8 which was Rs 18.5 a week earlier.



Technical Analysis of Kapas Future Prices at NCDEX(Continuous Chart C1)



Weekly Technical Outlook:

- Ø Kapas prices and volume increased while O.I decreased for the week.
- Ø RSI is hovering in a neutral zone.
- Ø MACD signal line and center line denotes neutral crossover.



Expected Price Range During Coming Week

Expected Trend	Expected Trading Band
Range-bound To Firm Momentum	990-1360

Expected Support and Resistance

Support 1	Support 2	Resistance 1	Resistance 2
950	900	1400	1450
Figures in Rs/20 Kg			

International Market Scenario

International cotton prices remained range bound to firm during the week. Cotlook A index weekly average stood at 80.65 cents/pound this week, which was 79.52 cents/pound during last week.

Major Market Highlights: The International Cotton Advisory Committee (ICAC) had raised its world's cotton output projection to 25.57 million tonnes in 2017-18 (01st October 2017 -30th September 2018).

Pakistan government has allowed cotton imports from India, though with a set of rules which are being seen as "tough" by local importers there. A permit from the Department of Plant Protection of Pakistan's food ministry would be mandatory for any trader to import unprocessed cotton, including raw or seed cotton, cotton lint, linters, cotton waste and cotton stuffing from India.

According to the Brazilian Institute of Geography and Statistics (IBGE), the industrial production of spinning in September 2017 dropped 1.23 per cent compared to the previous month, but increased 2.82 per cent compared to September 2016. For the clothes and accessories sector, production increased 0.85 per cent from August to September, and production increased 4.29 percent compared to September last year.

China's cotton stocks are forecast to decrease another 16 per cent to 8.9 million tonnes, which would account for 48 per cent of world stocks in 2017-18. Ending stocks held outside China are expected to increase by 22 per cent to 9.6 million tonnes in 2017-18.

Cotton crop in Texas (largest growing region in U.S.A) is expected to get hurt this year as the weather forecasting agencies of the area are expecting an early freeze this year which will certainly affect yield of the cotton crop.

According to China's General Administration of Customs, China imported 441,571 metric tonnes of cotton from U.S. during the period January –September 2017, an increase of 140.48% compared to the same period previous year. In the month of September 2017, China's imports of cotton from U.S. increased by 89.62% to 33,594 metric tonnes.



On the other hand, world' cotton consumption is expected to increase by 2.7% from 24.56 MMT in 2016-17 to 25.22 MMT in 2017-18. Wherein, China, the world's largest cotton consumer, is expected to consume 8.1 MMT of cotton during 2017-18 which is 1.5% higher than its cotton consumption last year.

ICAC also projected cotton export of 3.1 MMT from U.S (which is the largest cotton exporter in the world) and an import of 1.4 MMT by Bangladesh in 2017-18.

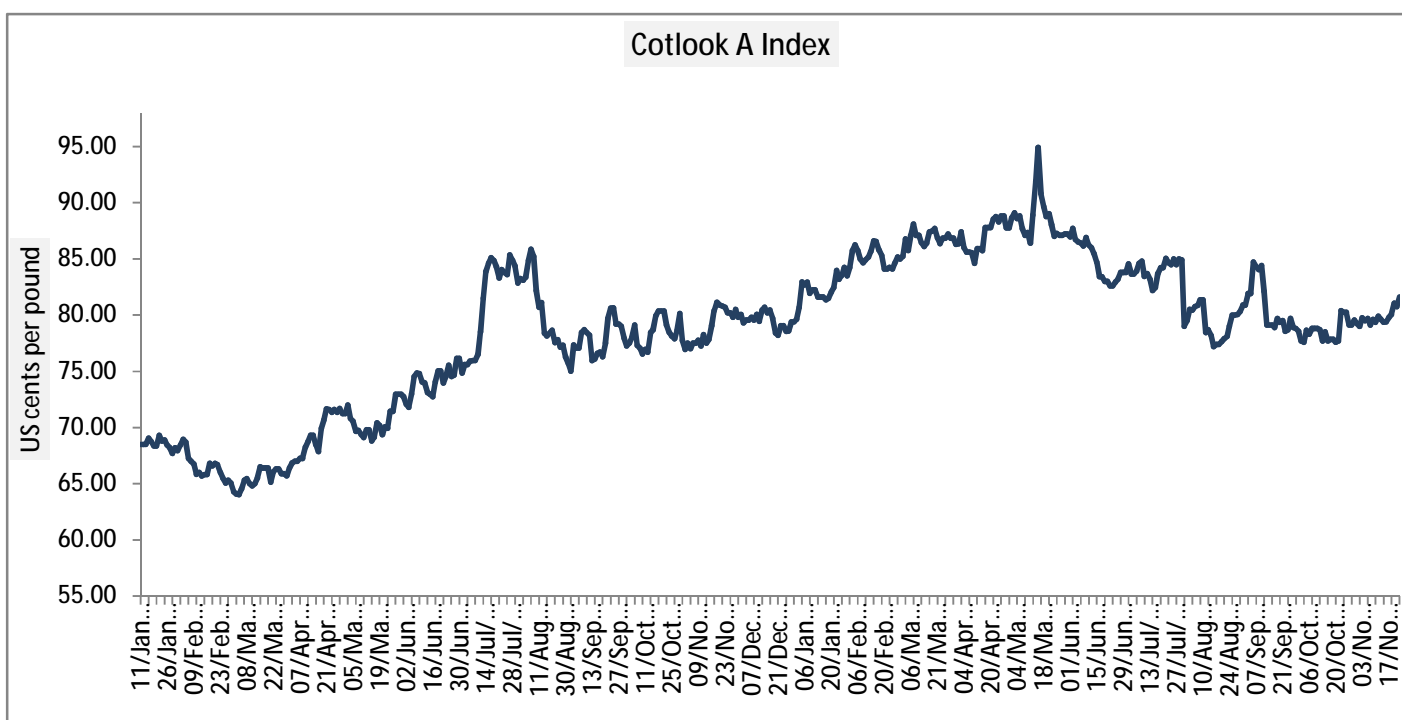
On the back of a favorable weather condition , increased acreage and yield; the Chinese govt. forecasted the country to produce 5.28 MT of cotton in 2017-18. Alongwith it, cotton consumption by the country is also projected to lie at 7.9 MT during 2017-18.

According to the Cotton Board of Zambia, it is likely to produce 117,000 tonnes of cotton this year compared to 116,000 tonnes in the previous year. Though the number of farmers cultivating cotton declined by over 20,000 from 277,560, production increased amid favourable weather in the growing regions.

In a bid to discourage imports and to promote domestic sowing and harvesting of cotton, the Pakistan govt. had re-imposed import duty of 4% & sales tax of 5% on import of cotton to the country that is going to get effective from 15th July, 2017.

Cotlook A Index

Cotlook A index remained firm during the week.





Cotlook A Index	Weekly Average Price as on		% Change
	06-Dec-17	30-Nov-17	
Prices	82.95	80.65	2.9
Prices in US cents per Pound			

China Cotton Index and Foreign Cotton Index

According to the National Bureau of Statistics, cotton production in China declined by 4.6 per cent in 2016 to 5.34 million tons compared to the previous year. Production has declined amid decline in acreage and yields. Acreage has declined by 11.1 per cent to 3.38 million hectares. Yields of cotton declined by 260,000 tons to 5.34 million tons.

In 2016, China's cotton yarn import declined by 30 per cent y-o-y to 960 mkg worth US\$2430 million. According to report released by www.yarnsandfibers.com (YarnsandFibers), imports from India declined by 49 per cent to US\$560 million for 231 mkg. Price-wise, Pakistan was the cheapest supplier of cotton yarn for China, followed by India and then by Vietnam.

Cotton Index	Weekly Average Price as on		% Change
	06-Dec-17	30-Nov-17	
FC (S)	86.40	87.69	1.80
FC (M)	83.67	83.38	3.87
FC (L)	81.97	82.21	3.35
Prices in US cents per Pound			

China Index remained pale during the week. CC Index (328) remained 15843 Yuan per ton during the week. Average was 15860 Yuan per ton during previous week.

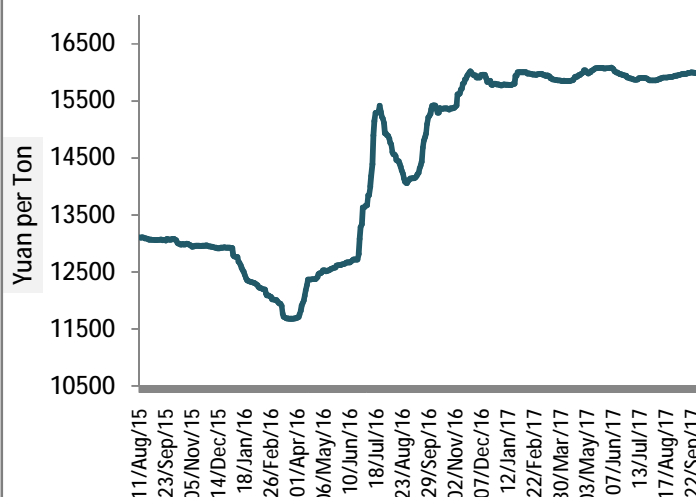


Cotton Index	Weekly Average Price as on		% Change
	06-Dec-17	30-Nov-17	
CCIndex(328)	15843	15860	-0.54
CCIndex(527)	14813	14822	-0.48
CCIndex(229)	16355	16369	-0.57
Prices in Yuan per ton			

FC Index (M)



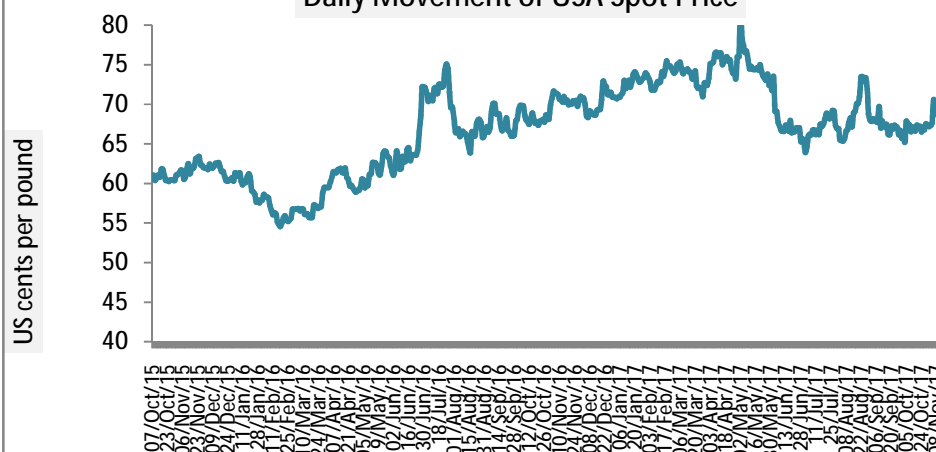
China Cotton Index(328)



USA Spot Prices

According to latest report of USDA, global 2017/18 cotton ending stocks are revised down this month. Production in China is estimated to be lower, based on arrivals at gins. World ending stocks are now projected at 92.38 million bales.

Daily Movement of USA Spot Price

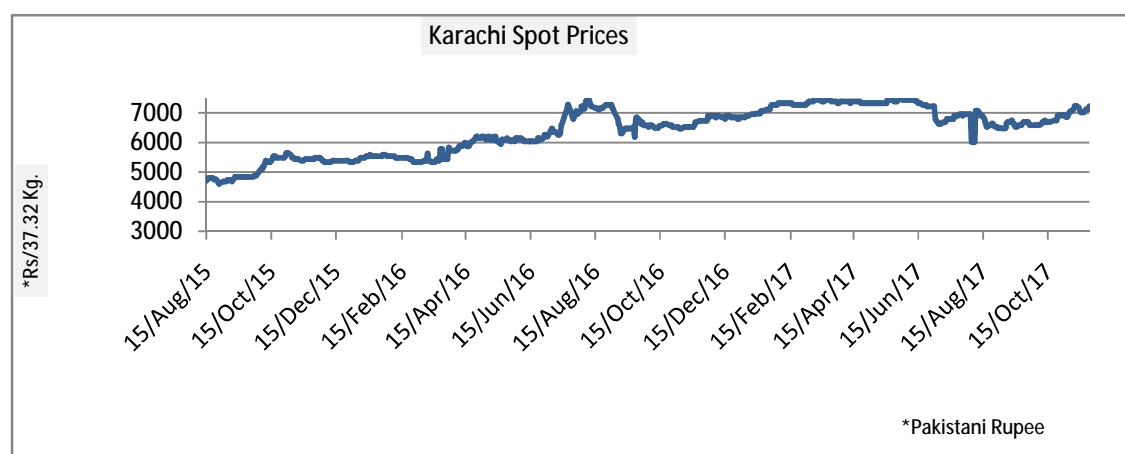




USA Spot Prices	Weekly Average Price as on		% Change
	06-Dec-17	30-Nov-17	
Prices	73.72	67.40	9.38
Prices in US cents per Pound			

Pakistan Spot Prices

Annual growth output of Cotton in Pakistan has increased to 12.3 per cent amid higher arrivals of seed cotton during the period October 01-15, 2017. Pakistan has harvested 8.134 million bales of cotton

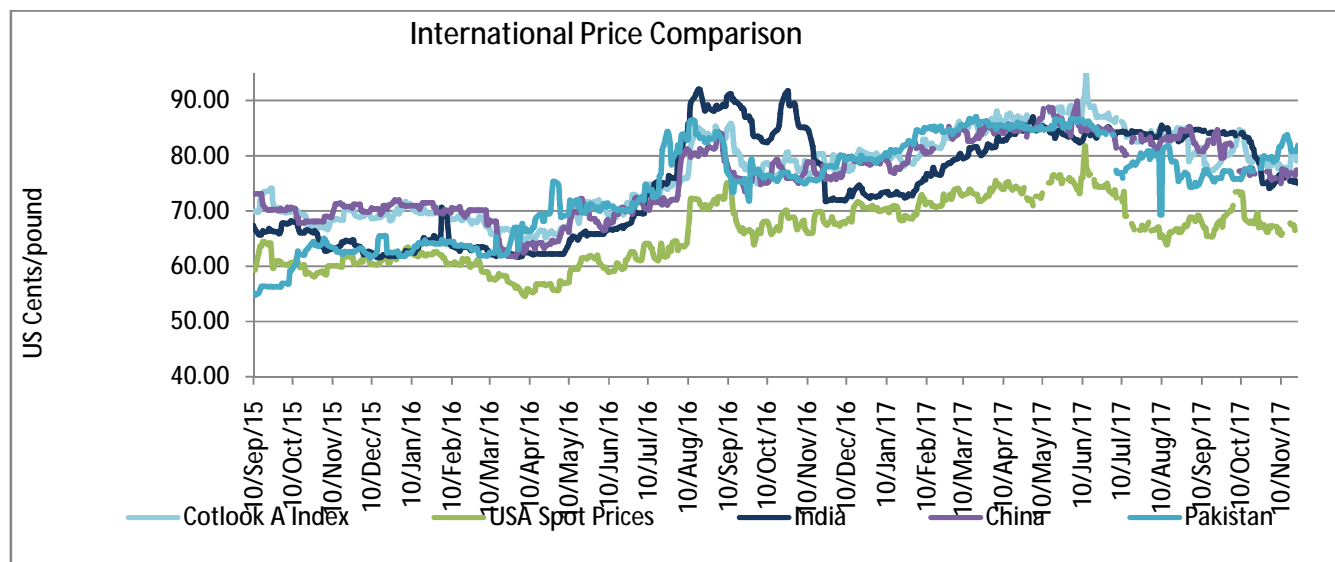


up to October 31, 2017 according to data released by the Pakistan Cotton Ginners Association. Seed cotton arrivals during the same period increased by 3 per cent to 389,490 bales. According to the latest estimates, Pakistan is expected to produce 9.15 million bales during the current season.

Karachi Spot Prices	Weekly Average Price as on		% Change
	06-Dec-17	30-Nov-17	
Prices	6745	7103	-5.04
Prices in Rs per 37.32 Kg			



International Price Comparison



Technical Analysis of Cotton Future (Dec'17 Contract) at ICE



Weekly Technical Outlook:

- Ø Candlesticks denote bullish movement in the market.
- Ø Volume decreased while Open Interest increased.
- Ø We expect cotton prices to remain sideways to weak in the coming week.



Expected Price Range During Coming Week

Expected Trend	Expected Trading Band
Range bound to Bearish Momentum	65.00-75.00

Expected Support and Resistance

Support 1	Support 2	Resistance 1	Resistance 2
72.50	70.00	80.00	82.00

Figures in US cents/pound

Cotton Future Prices at ICE

Contracts	06-Dec	Week Ago	Month ago	Year Ago	%W-o-W change	%M-o-M change	%Y-o-Y change
Dec-17	75.17	75.04	68.85	71.33	0.17	9.18	5.38
Mar-18	72.72	72.81	69.1	71.76	-0.12	5.24	1.34
May-18	73.39	73.48	70.15	71.8	-0.12	4.62	2.21
Jul-18	73.8	73.83	70.86	71.13	-0.04	4.15	3.75
Oct-18	72.4	71.69	70.09	72.39	0.96	3.30	
Dec-18	71.88	70.71	69.96		1.63		

Domestic Cotton Prices and Arrivals at Key Centers

Cotton Prices at Key Spot Markets:

Commodity	Kapas		Weekly Average Prices (Rs./Quintal)		Change
State	Centre	Variety	30th November to 07th December 2017	24th to 30th November 2017	
Gujarat	Ahmedabad	Shankar-6	4817	4730	87
	Gondal	Shankar-6	4788	4691	96
	Rajkot	B.T. Cotton	4824	4735	89
	Patan	B.T. Cotton	4827	4733	94
	Kadi	B.T. Cotton	4925	4808	117
	Deesa	B.T. Cotton	NA	NA	-
	Dhrol	B.T. Cotton	4772	4623	148
Punjab	Fazilika	B.T. Cotton	NA	NA	-
	Muktsar	B.T. Cotton	NA	NA	-
Haryana	Bhiwani	B.T. Cotton	4898	4792	106
	Bhiwani	Desi	5733	5558	175



	Adampur	B.T. Cotton	4740	4661	79
	Fatehabad	B.T. Cotton	4777	4722	55
	Jind	B.T. Cotton	4953	4800	153
	Uchana	B.T. Cotton	4784	4744	39
	Dabwali	B.T. Cotton	4637	4593	44
Rajasthan	Hanumangarh	B.T. Cotton	4804	4824	-20
	Rawatsar	B.T. Cotton	4678	4591	87
Madhya Pradesh	Khandwa	Mech-1	4690	4560	130
	Khargaon	Mech-1	4797	4788	9
Maharashtra	Amravati	Mech-1	4600	4567	33
	Jamner	Medium Staple	NA	NA	-
Uttar Pradesh	Hathras	B.T. Cotton	5867	6025	-158
	Hathras	Desi	4575	4625	-50
Telangana	Adilabad	Un-Ginned	4555	4503	53
Andhra Pradesh	Guntur	Un-Ginned	3850	3750	100
	Kurnool	Un-Ginned	4813	4592	221
	Krishna	Un-Ginned	NA	NA	-
	East Godavari	Un-Ginned	4320	4320	Unch
Karnataka	Bijapur	Bunny	5098	5043	55
	Hubli	D.C.H.	5207	5135	72
	Hubli	B.T. Cotton	6993	6154	840
	Raichur	H-44 Cotton	4874	4732	143
Commodity	Lint		Prices (Rs./Maund of 37.32kg each)		Change
State	Centre	Variety	30th November to 07th December 2017	24th to 30th November 2017	
Punjab	Bhatinda	J-34	3968	3899	69
	Abohar	J-34	3967	3900	67
	Mansa	J-34	3934	3873	61
	Muktsar	J-34	NA	NA	-
	Fazilika	J-34	NA	NA	-
Haryana	Sirsa	J-34	3941	3874	67
Rajasthan	Sri-Ganganagar	J-34	3705	3645	60

Week on Week Price: Scenario of Cotton:

Commodity	Kapas	Today	Week Ago	Month Ago	Year Ago
-----------	-------	-------	----------	-----------	----------



State	Centre	Variety	30-Nov-17	23-Nov-17	30-Oct-17	30-Nov-16
Gujarat	Ahmedabad	Shankar-6	4750	4750	4625	5250
	Gondal	Shankar-6	4750	4670	4780	5350
	Rajkot	B.T. Cotton	4760	4750	4670	5320
	Patan	B.T. Cotton	4735	4720	5005	5185
	Kadi	B.T. Cotton	4800	4800	4800	5300
	Deesa	B.T. Cotton	NA	NA	NA	4800
	Dhrol	B.T. Cotton	4640	4665	4535	5290
Punjab	Fazilika	B.T. Cotton	NR	NA	NA	NA
	Muktsar	B.T. Cotton	NR	NA	NA	NA
Haryana	Bhiwani	B.T. Cotton	4800	4825	4850	5350
	Bhiwani	Desi	5700	5500	NA	4500
	Adampur	B.T. Cotton	4710	4645	4680	5230
	Fatehabad	B.T. Cotton	4710	4710	4750	5265
	Jind	B.T. Cotton	4900	4700	4700	5285
	Uchana	B.T. Cotton	NR	4753	4782	5320
	Dabwali	B.T. Cotton	4600	4610	4600	5125
Rajasthan	Hanumangarh	B.T. Cotton	4820	4800	4700	5250
	Rawatsar	B.T. Cotton	4630	4625	4600	5230
Madhya Pradesh	Khandwa	Mech-1	4550	4500	4400	5160
	Khargaon	Mech-1	4730	4750	4760	5200
Maharashtra	Amravati	Mech-1	4575	4450	4250	5050
	Jamner	Medium Staple	NA	NA	NA	4605
Uttar Pradesh	Hathras	B.T. Cotton	6000	6250	6100	4750
	Hathras	Desi	4600	4800	4900	5150
Telangana	Adilabad	Un-Ginned	4500	4525	4510	4920
Andhra Pradesh	Guntur	Un-Ginned	3700	NA	NA	4100
	Kurnool	Un-Ginned	4395	4659	4777	NA
	Krishna	Un-Ginned	NA	NA	NA	NA
	East Godavari	Un-Ginned	NA	4320	4320	4160
Karnataka	Bijapur	Bunny	4939	5125	4959	6165
	Hubli	D.C.H.	5155	5125	4845	5549
	Hubli	B.T. Cotton	NA	6302	NA	6600
	Raichur	H-44 Cotton	4750	4650	4300	5300
Commodity	Lint		Today	Week Ago	Month Ago	Year Ago



State	Centre	Variety	30-Nov-17	23-Nov-17	30-Oct-17	30-Nov-16
Punjab	Bhatinda	J-34	3910	3890	3825	4155
	Abohar	J-34	3910	3900	3830	4150
	Mansa	J-34	3885	3855	3800	4100
	Muktsar	J-34	NR	NR	NR	NR
	Fazilika	J-34	NR	NR	NR	NR
Haryana	Sirsa	J-34	3900	3860	3830	4050
Rajasthan	Sri-Ganganagar	J-34	3676	3629	3544	3798

Cotton Arrivals in Key Centers:

Commodity	Kapas		Weekly Sum Arrivals (Quintal)		Change
State	Centre	Variety	30th November to 07th December 2017	24th to 30th November 2017	
Gujarat	Ahmedabad	Shankar-6	340000	292400	47600
	Gondal	Shankar-6	9645	9186	459
	Rajkot	B.T. Cotton	22120	21800	320
	Patan	B.T. Cotton	76310	66093	10217
	Kadi	B.T. Cotton	310000	295000	15000
	Deesa	B.T. Cotton	NA	NA	-
	Dhrol	B.T. Cotton	733	1287	-554
Punjab	Fazilika	B.T. Cotton	NA	NA	-
	Muktsar	B.T. Cotton	NA	NA	-
Haryana	Bhiwani	B.T. Cotton	15500	16000	-500
	Bhiwani	Desi	85	80	5
	Adampur	B.T. Cotton	49999	33701	16298
	Fatehabad	B.T. Cotton	8800	7200	1600
	Jind	B.T. Cotton	4505	2965	1540
	Uchana	B.T. Cotton	22010	15650	6360
	Dabwali	B.T. Cotton	7075	5250	1825
Rajasthan	Hanumangarh	B.T. Cotton	22500	16400	6100
	Rawatsar	B.T. Cotton	28000	23000	5000
Madhya Pradesh	Khandwa	Mech-1	2600	2700	-100
	Khargaon	Mech-1	26930	36727	-9797
Maharashtra	Amravati	Mech-1	53000	59200	-6200
	Jamner	Medium Staple	NA	NA	-
Uttar Pradesh	Hathras	B.T. Cotton	12	152	-140



	Hathras	Desi	66	69	-3
Telangana	Adilabad	Un-Ginned	94692	101327	-6635
Andhra Pradesh	Guntur	Un-Ginned	2825	1315	1510
	Kurnool	Un-Ginned	299	492	-193
	Krishna	Un-Ginned	NA	NA	-
	East Godavari	Un-Ginned	NA	NA	-
Karnataka	Bijapur	Bunny	18348	26396	-8048
	Hubli	D.C.H.	292	2032	-1740
	Hubli	B.T. Cotton	762	174	588
	Raichur	H-44 Cotton	9319	10407	-1088
Commodity	Lint		Weekly Sum Arrivals (Quintal)		Change
State	Centre	Variety	30th November to 07th December 2017	24th to 30th November 2017	
Punjab	Bhatinda	J-34	51850	45560	6290
	Abohar	J-34	7480	6800	680
	Mansa	J-34	5440	5270	170
Haryana	Sirsa	J-34	16150	12580	3570
Rajasthan	Sri-Ganganagar	J-34	21100	23000	-1900

Cotton Association of India Spot Rates:

Trade Name	Staple	Micronaire	Strength/ GPT	Weekly Average Prices		+/- Change
				30th November to 06th December 2017	23rd November to 29th November 2017	
Bengal Deshi (RG)/Assam Comilla (101)	Below 22mm	5.0 - 7.0	15	40650	40517	133
Bengal Deshi (SG)(201)	Below 22mm	5.0 - 7.0	15	41350	41483	-133
J-34(202)	26mm	3.5 - 4.9	23	36950	36217	733
H-4/ MECH-1(105)	28mm	3.5 - 4.9	27	36750	36350	400
Shankar-6(105)	29mm	3.5 - 4.9	28	37817	37250	567
Bunny/ Brahma(105)	31mm	3.5 - 4.9	30	39067	38517	550
MCU-5/ Surabhi(106)	32mm	3.3 - 4.9	31	41417	40833	583
DCH-32(107)	34mm	3.0 - 3.8	33	51100	50600	500

**Disclaimer**

The information and opinions contained in the document have been compiled from sources believed to be reliable. The company does not warrant its accuracy, completeness and correctness. Use of data and information contained in this report is at your own risk. This document is not, and should not be construed as, an offer to sell or solicitation to buy any commodities. This document may not be reproduced, distributed or published, in whole or in part, by any recipient hereof for any purpose without prior permission from the Company. IASL and its affiliates and/or their officers, directors and employees may have positions in any commodities mentioned in this document (or in any related investment) and may from time to time add to or dispose of any such commodities (or investment). Please see the detailed disclaimer at <http://www.agriwatch.com/Disclaimer.asp> © 2017 Indian Agribusiness Systems Pvt Ltd.