



## Current Market Outlook

**Domestic Weekly Price Scenario:** Cotton spot markets prices were noticed Range –bound during the week.

Average price of Lint at Sirsa during the week was Rs 4172 Per maund (of 37.32 Kg each), compared to the previous week price of Rs 4177 Cotton fiber (Shankar-6) prices noticed weak this week. Average price was Rs 40616 per candy (of 355.6 kg each) during the week, which was Rs 40733 per candy previous week. Future price of cotton (at NCDEX, Continuous contract) closed lower this week at Rs.912 per maund (of 20 kg each) which was Rs 903 a week earlier.

**Cotton Price Outlook (For Coming Week):** In the coming week we expect Kapas price to remain range bound to firm with the price band of Rs. 4800-5200 per quintal in the Rajkot market. Lint price at Sirsa is likely to be in range of Rs 3800-4500 per maund. Kapas prices at NCDEX (Continuous contract), is expected to hover in the range of Rs.850-1000 per maund (of 20 kg each).

## **Major Market Highlights**

The cotton production and marketing season 2017-18 (October-March), India has sold 55 lakh bales of cotton, of which 17 lakh bales have been shipped to Bangladesh followed by 11 lakh bales to Pakistan, 10 lakh to Vietnam, 7 lakh to China, 7 lakh to Indonesia and Taiwan, and 3 lakh to other countries including Sri Lanka, Turkey and Thailand, among others, the CAI chief told IANS.

Foreign buyers are interested in sourcing cotton from India as they find it cost effective and less expensive in comparison to other countries.

As per the United States Department of Agriculture (USDA) figures, India is the largest producer of cotton in the world with 365 lakh bales this year, followed by China (353 lakh bales), the U.S. (273 lakh bales), Pakistan (105 lakh bales) and Brazil (103 lakh bales).

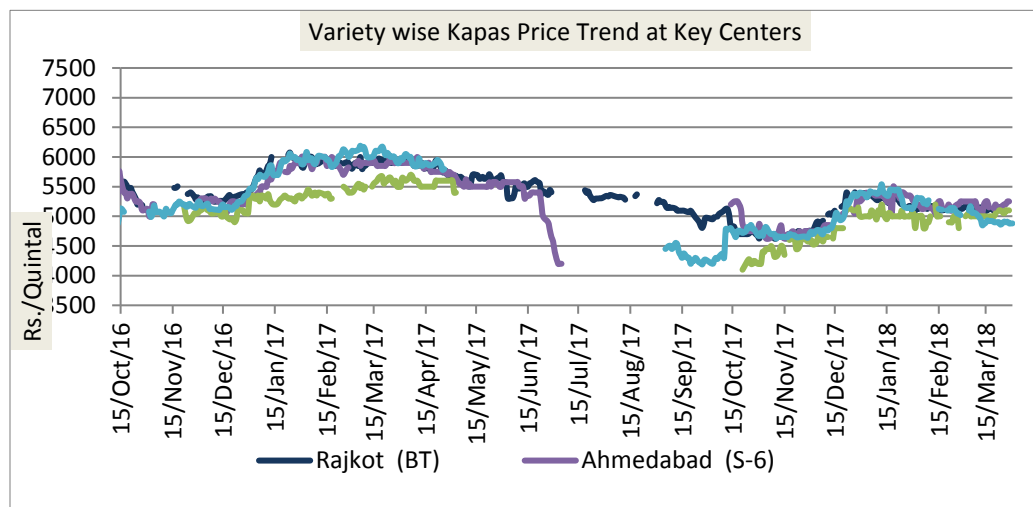
Cotton planting in India, the world's top producer of fiber, could fall 12 per cent in the 2018-19 crop year as infestation by the pink bollworm has slashed farmers' incomes and prompted them to choose other crops, industry officials said.

The reduction in planting area could cut into export supply from India and further bolster global cotton prices, which earlier this month hit their highest since June 2014. "We are expecting lower sowing in Maharashtra and Telangana due to pink bollworm attacks. Many farmers in these states are likely to switch to other crops like soybeans," said Atul Ganatra, president of the Cotton Association of India (CAI).



## Domestic Cotton Prices Scenario

### Kapas (Raw Cotton) Weekly Price Scenario



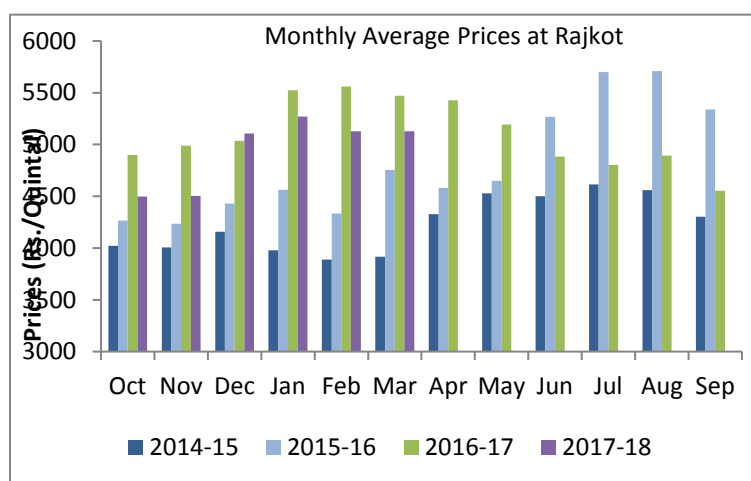
**Weekly Price Review:**  
Weekly kapas average price at Rajkot rose from Rs 5142/quintal this week.

According to latest report of USDA attaché, India's 2017/18 cotton production forecast is 30.00 million 480 lb. bales on higher acreage of 12.20 million

hectares. Higher yields are expected through a combination of better crop, pest, and weed management practices and assuming a normal monsoon

**Weekly Price Outlook:** Kapas prices are expected to remain range-bound to weak in coming days. The expected range for Kapas at Rajkot is Rs 4400-5400 per quintal for the coming week.

### Kapas Monthly Y-o-Y Price Scenario



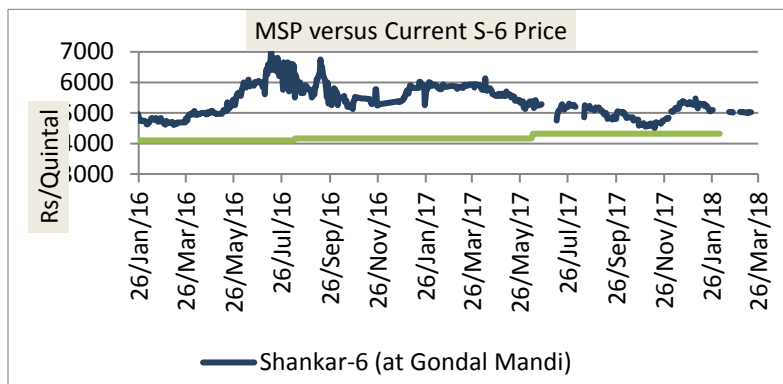
Kapas(seed cotton) prices in country noticed slightly weak tone during the March month when compared to the previous month, and the same is ruling lower compared to the prices during the corresponding month of the previous season.

Monthly average price of Kapas at Rajkot remained Rs.5127 per quintal during March, which was Rs. 5128 during previous month and Rs. 5470 per quintal during the corresponding month last year. We expect Kapas prices to remain range

—bound to firm in the coming month. The expected price range for March month is likely to be Rs 4600-5200 per quintal.

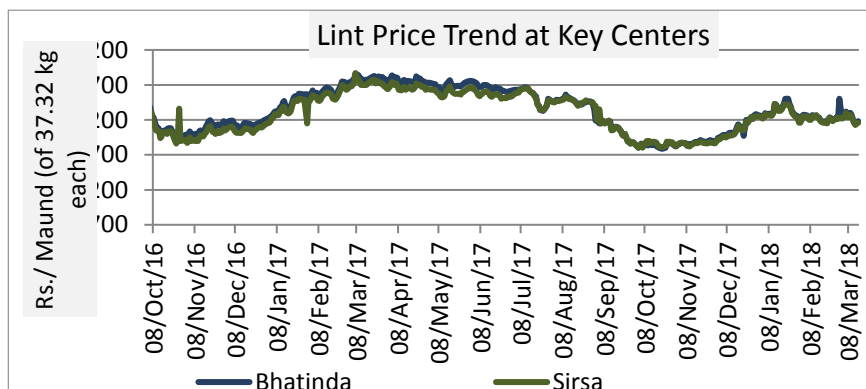


### Spot Price versus MSP



The Kapas prices are ruling above the MSP so far. The gap between the two prices has increased this week. The average gap between the prices was Rs 705 compared to Rs 695 a week earlier. This indicates prices are decreasing.

### Lint (De-Seeded Cotton) Weekly Price Scenario



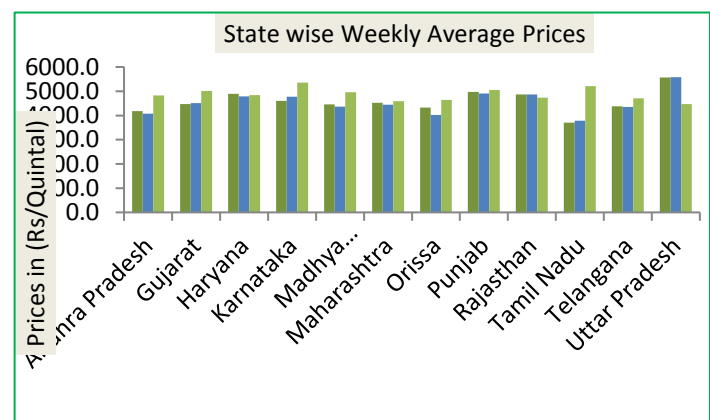
Weekly Price Review: Lint prices remained weak during the week. Weekly average price of Lint at Sirsa remained Rs.4172 per maund of 37.32 kg each, lower compared to the previous week price of Rs 4177 per maund.

Weekly Price Outlook: Lint prices are expected to remain weak during the week. We expect Lint at Sirsa to remain in the

range of Rs. 3900-5000 per maund.

### State wise Weekly Price Scenario

On week on week basis, prices are by and large showing firm trend in most of the States, highest price was recorded in Uttar Pradesh followed by Punjab this week and lowest was in Tamil Nadu followed by Andhra Pradesh.



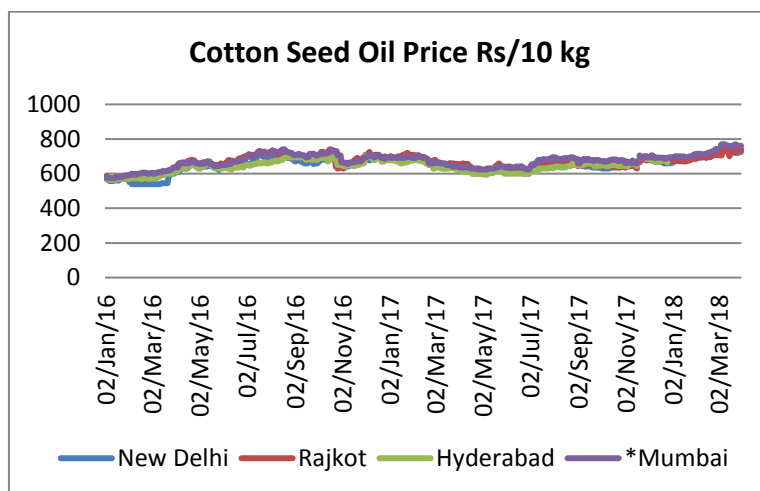


## Cotton Seed Oil and Cotton Seed Oil Cake

### Cotton Seed Oil Weekly Price Scenario

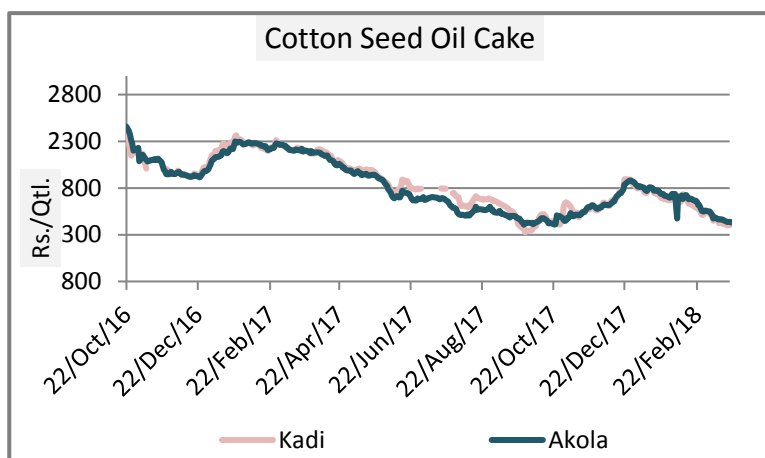
Cotton seed oil price noticed weak during the week. Weekly average price in New Delhi is Rs 722 per 10 Kg, compared to the weekly average price of Rs 723 per 10 Kg in previous week.

Centers	Weekly Average Price as on (Rs/10 kg.)		% Change
	29-Mar -18	22-Mar -18	
New Delhi	722	723	-0.14
Rajkot	730.8	732	-0.16
Hyderabad			
Mumbai*	762	761	0.13



### Cotton Seed Oil Cake Weekly Price Scenario

Cotton seed oil cake price noticed weak tone during this week. Weekly average price in Akola is Rs per quintal, 145



Centers	Weekly Average Price as on (Rs/quintal.)*		% Change
	29-Mar-18	22-Mar-18	
Kadi	1406	1409	-0.21
Akola	1426	1455	-1.99

\*Source: NCDEX

lower compared to the weekly average price of Rs 1523 per quintal in the previous week.



### Technical Analysis of Kapas Future Prices at NCDEX(Continuous Chart C1)



#### Weekly Technical Outlook:

- Kapas prices on downtrend but short term bullishness is in market..
- RSI is hovering in oversold region
- EMA signal line and center line denotes bearish market.

#### Expected Price Range During Coming Week

Expected Trend	Expected Trading Band
Range-bound To Firm Momentum	850-1000

#### Expected Support and Resistance

Support 1	Support 2	Resistance 1	Resistance 2
840	830	1000	1020

Figures in Rs/20 Kg

#### International Market Scenario

International cotton prices remained to weak during the week. Cotlook A index weekly average stood at 90.98 cents/pound this week, which was 92.02 cents/pound during last week.

**Major Market Highlights:**

ICE cotton contract for May expiry settled up 0.72 cent, or 0.89 percent, at 81.46 cents per lb. It traded within a range of 80.68 and 82.2 cents a lb the contract was down 0.45 percent for the week.

Cotton in Australia estimates there were 372,000 hectares of irrigated cotton planted this season and 81,000 green hectares of dry land, giving total Australian crop of 453,000 ha.

Pakistan cotton imports for 2018-19 were forecast at 2.40 m bales, a drop of 200,000 bales from this season, reflecting the increased production hopes. The country imports primarily better grades of cotton, for lifting the quality of domestic textile output to export grade.

From March 12 to 30 the China cumulative turnover of reserve cotton was 279,800 tons, with a turnover rate of 62.15%.

In February 2018, cotton imports of Vietnam reached 111.4kt, down 5.9% year on year and 22.5%, month on month. And Brazilian cotton imports increased a significant high of 232% year on year to reach 18.4kt mainly due to improvement on cotton demand in Vietnam.

As of Feb. 15, Turkey ranked as the third largest export customer for U.S. cotton this season on purchases of 1.428 million statistical bales. China was the largest, having bought 2.33 million bales, and Vietnam ranked second on purchases of 2.216 million bales.

This month's 2017/18 U.S. cotton forecasts show lower production, higher exports, and lower ending stocks relative to last month. Production is reduced 233,000 bales to 21.0 million, based on the March 8 Cotton Ginnings report. The final estimates for this season's U.S. area, yield, and production will be published in the May 2018 Crop Production report.

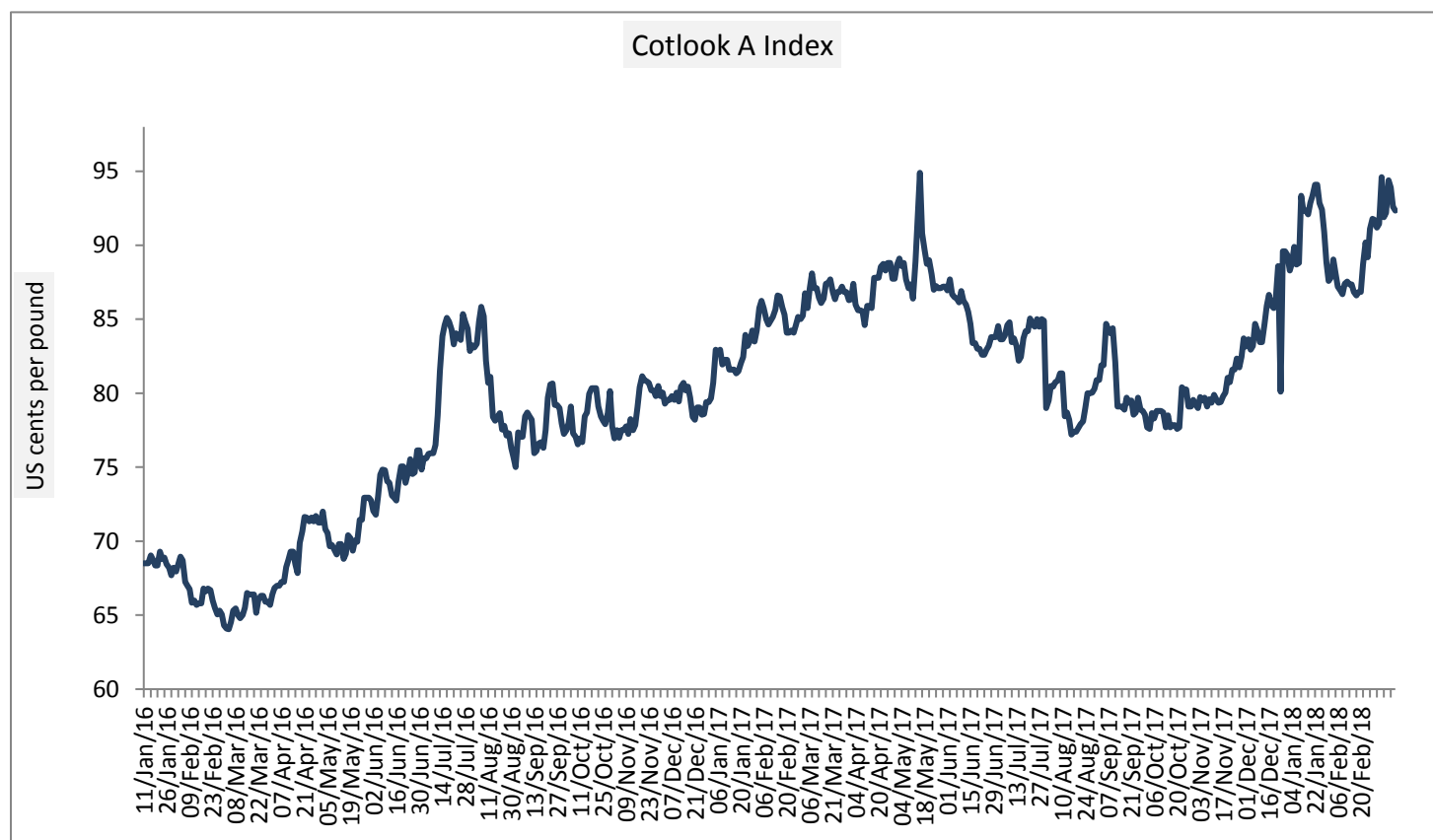
Domestic mill use is unchanged from last month, but exports are raised 300,000 bales to 14.8 million, based on stronger world demand and expectations of above-average shipments during the second half of the marketing year. Ending stocks are lowered 500,000 bales to 5.5 million.

The projected range for the marketing year average price received by producers of 68.0 to 70.0 cents per pound is narrowed by 1 cent at each end from last month. The forecast for 2017/18 global production is raised nearly 600,000 bales this month due to revisions in Sudan's estimates back to 2013/14 and higher area in Australia, partially offset by smaller crops in the United States and Uzbekistan.

Sudan's 2017/18 forecast is raised 730,000 bales based on reports of new technology and investment, and Australia's production is raised 300,000 bales following reports that area previously forecast for sorghum was planted to cotton.



## Cotlook A Index



Cotlook A index remained weak during the week.

Cotlook A Index	Weekly Average Price as on		% Change
	29-Mar-18	22-Mar-18	
Prices	90.98	92.02	-1.13
Prices in US cents per Pound			

## China Cotton Index and Foreign Cotton Index

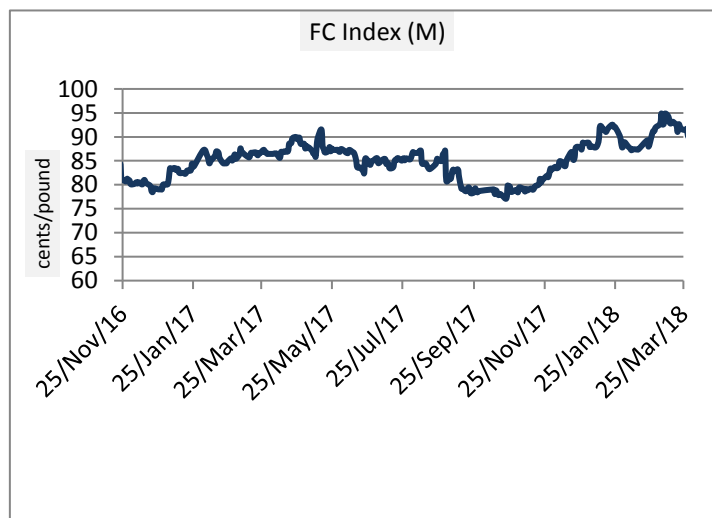
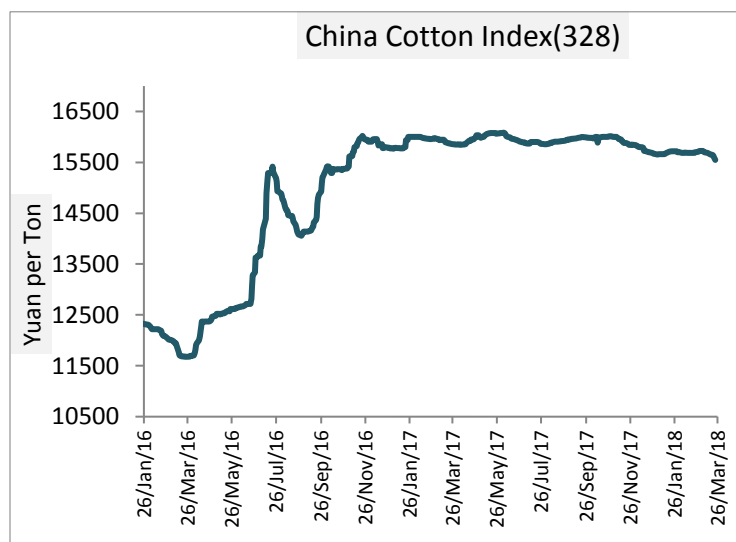
Cotton Index	Weekly Average Price as on		% Change
	29-Mar-18	22-Mar-18	
FC (S)	94.57	95.51	-0.98
FC (M)	91.26	92.26	-1.08



FC (L)	90.29	91.28	-1.08
Prices in US cents per Pound			

China Index remained weak during the week. CC Index (328) remained 15624 Yuan per ton during the week. it was 15681 in the previous week.

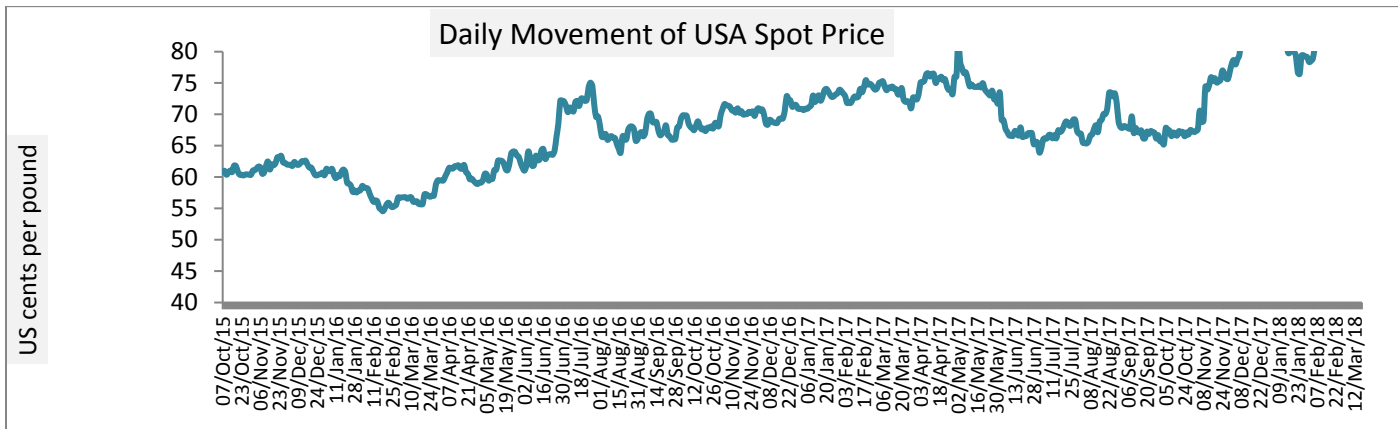
Cotton Index	Weekly Average Price as on		% Change
	29-Mar-18	22-Mar-18	
CCIndex(328)	15624	15681	-0.36
CCIndex(527)	14611	14663	-0.35
CCIndex(229)	16202	16239	-0.23
Prices in Yuan per ton			



### USA Spot Prices

According to latest report of USDA, global 2017/18 cotton ending stocks are revised down this month. Production in China is estimated to be lower, based on arrivals at gins. World ending stocks are now projected at 92.38 million bales

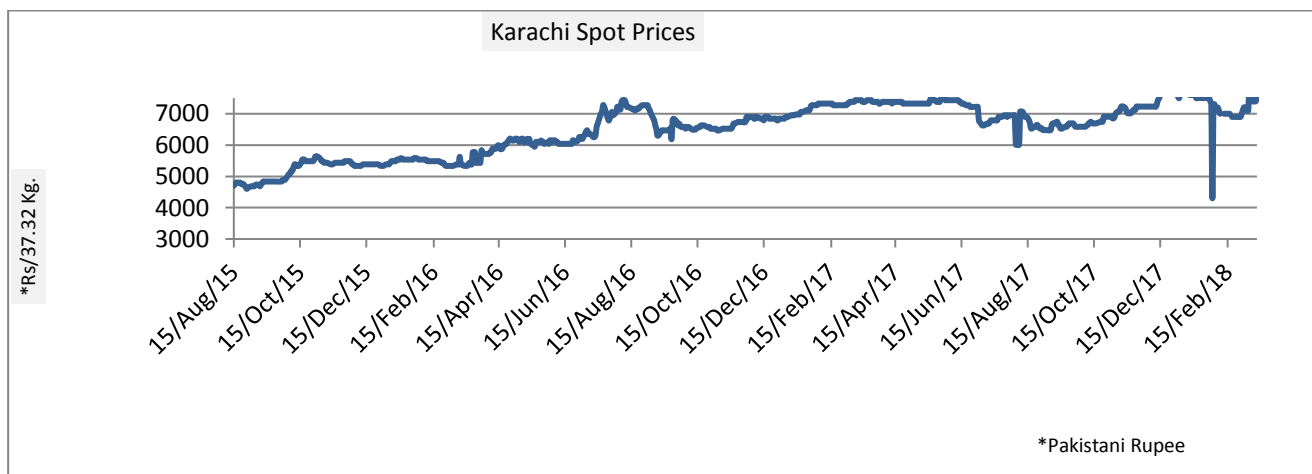




USA Spot Prices	Weekly Average Price as on		% Change
	29-Mar-18	22-Mar-18	
Prices	84.32	85.16	-0.99
Prices in US cents per Pound			

### Pakistan Spot Price

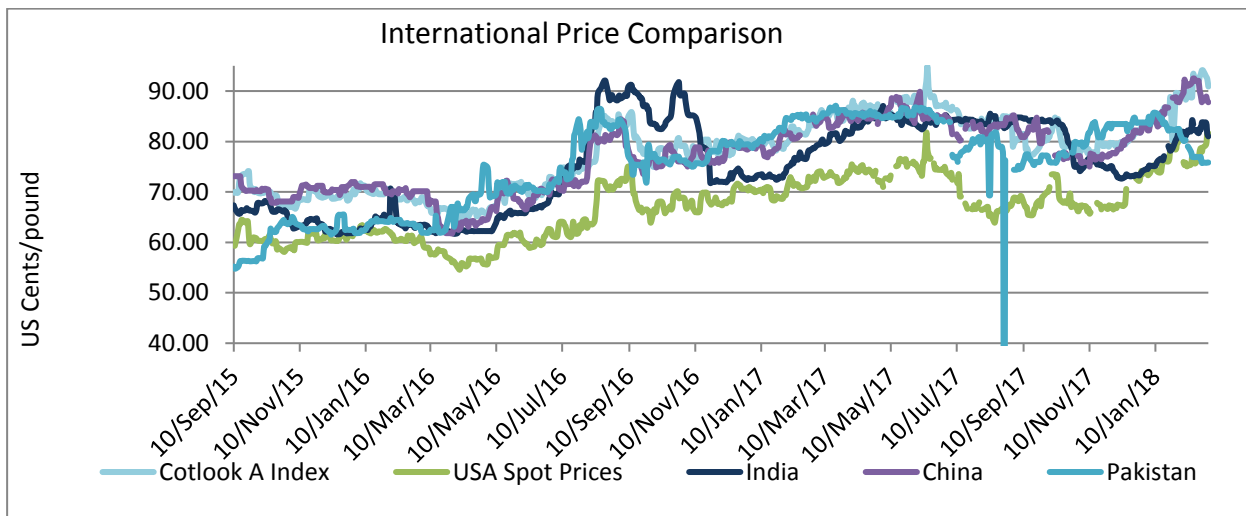
Annual growth output of Cotton in Pakistan has increased to 12.3 per cent amid higher arrivals of seed cotton during the period October 01-15, 2017. Pakistan has harvested 8.134 million bales of cotton up to October 31, 2017 according to data released by the Pakistan Cotton Ginners Association. Seed cotton arrivals during the same period increased by 3 per cent to 389,490 bales. According to the latest estimates, Pakistan is expected to produce 9.15 million bales during the current season.





Karachi Spot Prices	Weekly Average Price as on		% Change
	29-Mar- 18	22-Mar- 18	
Prices	7520	7533	-0.17
Prices in Rs per 40. Kg			

### International Price Comparison



### Technical Analysis of Cotton Future (Jan'18 Contract) at ICE



**Weekly Technical Outlook:**

- Candlesticks denote bullish movement in the market.
- Volume decreased while Open Interest increased.
- We expect cotton prices to remain sideways to firm in the coming week.

**Expected Price Range During Coming Week**

Expected Trend	Expected Trading Band
Range bound to Bearish Momentum	75.00-85.00

**Expected Support and Resistance**

Support 1	Support 2	Resistance 1	Resistance 2
80	76	88.00	96.00

Figures in US cents/pound

**Cotton Future Prices at ICE****ICE Futures Cotton**

Cotton Prices in Future Contract on ICE						Prices in cents/Lb	
Contracts	28_Mar_2018	28_Feb_2018	28_Dec_2017 (3 month ago)	28_September_2017 (6 month ago)	28_Mar_2017 (Year Ago)	% Change over a month	% Change over previous year
<b>Mar-18</b>	80.74	81.65	78.8	68.05	73.82	-1.11	9.37
<b>May-18</b>	81.18	82.93	78.88	68.59	73.77	-2.11	10.04
<b>Jul-18</b>	79.31	83.29	79.05	36.05		1.20	
<b>Oct-18</b>	76.99	78.3	75.28	67.61		-1.67	
<b>Dec-18</b>	77.23	77.11	74.25			0.16	
<b>Mar-19</b>	77.4	77.26	73.66			0.18	



### Cotton Prices at Key Spot Markets:

Commodity	Kapas		Weekly Average Prices (Rs./Quintal)		Change
State	Centre	Variety	23rd to 29th March 2018	16th to 22nd March 2018	
Gujarat	Ahmedabad	Shankar-6	5250	5175	75
	Gondal	Shankar-6	5025	5014	11
	Rajkot	B.T. Cotton	5155	5115	40
	Patan	B.T. Cotton	5230	5187	43
	Kadi	B.T. Cotton	5226	5183	43
	Deesa	B.T. Cotton	NR	NR	-
	Dhrol	B.T. Cotton	NR	5010	-
Punjab	Fazilika	B.T. Cotton	NR	NR	-
	Muktsar	B.T. Cotton	NR	NR	-
Haryana	Bhiwani	B.T. Cotton	5030	5062	-32
	Bhiwani	Desi	NR	NR	-
	Adampur	B.T. Cotton	4893	4912	-18
	Fatehabad	B.T. Cotton	4936	4967	-31
	Jind	B.T. Cotton	5067	5109	-42
	Uchana	B.T. Cotton	4950	4934	17
	Dabwali	B.T. Cotton	4767	4857	-90
Rajasthan	Hanumangarh	B.T. Cotton	4900	4948	-48
	Rawatsar	B.T. Cotton	4749	4802	-53
Madhya Pradesh	Khandwa	Mech-1	4900	4925	-25
	Khargaon	Mech-1	NR	NR	-
Maharashtra	Amravati	Mech-1	5090	5010	80
	Jamner	Medium Staple	NR	NR	-
Uttar Pradesh	Hathras	B.T. Cotton	NA	NA	-
	Hathras	Desi	NA	NA	-
Telangana	Adilabad	Un-Ginned	4457	4453	3
Andhra Pradesh	Guntur	Un-Ginned	NR	NR	-
	Kurnool	Un-Ginned	NR	4333	-
	Krishna	Un-Ginned	NR	NR	-
	East Godavari	Un-Ginned	NR	NR	-
Karnataka	Bijapur	Bunny	5172	5028	145
	Hubli	D.C.H.	4453	4317	136
	Hubli	B.T. Cotton	NR	NR	-
	Raichur	H-44 Cotton	5044	5025	19



Commodity	Lint		Prices (Rs./Maund of 37.32kg each)		Change
State	Centre	Variety	23rd to 29th March 2018	16th to 22nd March 2018	
Punjab	Bhatinda	J-34	4191	4193	-2
	Abohar	J-34	4193	4193	-1
	Mansa	J-34	4119	4161	-42
	Muktsar	J-34	NR	NR	-
	Fazilika	J-34	NR	NR	-
Haryana	Sirsa	J-34	4173	4178	-5
Rajasthan	Sri-Ganganagar	J-34	3925	3873	52

#### Week on Week Price: Scenario of Cotton:

Commodity	Kapas		Today	Week Ago	Month Ago	Year Ago
State	Centre	Variety	29-Mar-18	22-Mar-18	1-Mar-18	29-Mar-17
Gujarat	Ahmedabad	Shankar-6	Closed	5200	5250	5900
	Gondal	Shankar-6	Closed	5020	NR	5930
	Rajkot	B.T. Cotton	Closed	5130	5125	5900
	Patan	B.T. Cotton	Closed	5155	NR	5950
	Kadi	B.T. Cotton	5200	5200	5100	5850
	Deesa	B.T. Cotton	Closed	NA	Closed	NA
	Dhrol	B.T. Cotton	Closed	Closed	5000	5900
Punjab	Fazilika	B.T. Cotton	NR	NR	NR	NR
	Muktsar	B.T. Cotton	NR	NR	NR	NR
Haryana	Bhiwani	B.T. Cotton	5000	5080	NR	6200
	Bhiwani	Desi	NA	NA	NA	5250
	Adampur	B.T. Cotton	4880	4900	Closed	5900
	Fatehabad	B.T. Cotton	4925	4970	5110	6000
	Jind	B.T. Cotton	5120	5200	5120	6199
	Uchana	B.T. Cotton	NR	5019	NR	6060
	Dabwali	B.T. Cotton	4770	4825	5015	NR
Rajasthan	Hanumangarh	B.T. Cotton	4900	4950	Closed	5950
	Rawatsar	B.T. Cotton	4750	4750	Closed	5770
Madhya Pradesh	Khandwa	Mech-1	Closed	4900	Closed	5850
	Khargaon	Mech-1	NR	NR	NR	5900
Maharashtra	Amravati	Mech-1	5100	5050	Closed	5600
	Jamner	Medium Staple	NR	NR	NR	5581



Uttar Pradesh	Hathras	B.T. Cotton	NA	NA	NR	NR
	Hathras	Desi	NA	NA	NR	NR
Telangana	Adilabad	Un-Ginned	4450	4460	4575	5320
Andhra Pradesh	Guntur	Un-Ginned	NA	NA	NA	NA
	Kurnool	Un-Ginned	NA	NA	4011	NA
	Krishna	Un-Ginned	NA	NA	NA	5250
	East Godavari	Un-Ginned	NA	NA	NA	4160
Karnataka	Bijapur	Bunny	NA	5290	5159	5970
	Hubli	D.C.H.	NA	5100	5051	6165
	Hubli	B.T. Cotton	NA	NA	5500	NA
	Raichur	H-44 Cotton	NA	5050	5020	6050
Commodity	Lint		Today	Week Ago	Month Ago	Year Ago
State	Centre	Variety	29-Mar-18	22-Mar-18	1-Mar-18	29-Mar-17
Punjab	Bhatinda	J-34	4210	4205	4500	4780
	Abohar	J-34	4205	4200	4250	4770
	Mansa	J-34	4170	4165	4235	4770
	Muktsar	J-34	NR	NR	NR	NR
	Fazilika	J-34	NR	NR	NR	NR
Haryana	Sirsa	J-34	4190	4190	4230	4680
Rajasthan	Sri-Ganganagar	J-34	3948	3901	3948	4658

### Cotton Arrivals in Key Centers:

Commodity	Kapas		Weekly Sum Arrivals (Quintal)		Change
State	Centre	Variety	23rd to 29th March 2018	16th to 22nd March 2018	
Gujarat	Ahmedabad	Shankar-6	102000	334900	-232900
	Gondal	Shankar-6	1029	7770	-6741
	Rajkot	B.T. Cotton	1800	16050	-14250
	Patan	B.T. Cotton	4494	16597	-12103
	Kadi	B.T. Cotton	307000	280000	27000
	Deesa	B.T. Cotton	NA	NA	-
	Dhrol	B.T. Cotton	NA	1445	-1445
Punjab	Fazilika	B.T. Cotton	NR	NR	-
	Muktsar	B.T. Cotton	NR	NR	-
Haryana	Bhiwani	B.T. Cotton	12500	12600	-100



	Bhiwani	Desi	NA	NA	-
	Adampur	B.T. Cotton	31999	27999	4000
	Fatehabad	B.T. Cotton	5200	4600	600
	Jind	B.T. Cotton	897	1186	-289
	Uchana	B.T. Cotton	5680	8858	-3178
	Dabwali	B.T. Cotton	595	1120	-525
Rajasthan	Hanumangarh	B.T. Cotton	4300	6900	-2600
	Rawatsar	B.T. Cotton	5500	6500	-1000
Madhya Pradesh	Khandwa	Mech-1	600	1400	-800
	Khargaon	Mech-1	NR	NR	-
Maharashtra	Amravati	Mech-1	8600	7500	1100
	Jamner	Medium Staple	NR	NR	-
Uttar Pradesh	Hathras	B.T. Cotton	NR	NR	-
	Hathras	Desi	NR	NR	-
Telangana	Adilabad	Un-Ginned	17351	19235	-1884
Andhra Pradesh	Guntur	Un-Ginned	NR	NR	-
	Kurnool	Un-Ginned	NR	352	-352
	Krishna	Un-Ginned	NR	NR	-
	East Godavari	Un-Ginned	NR	NR	-
Karnataka	Bijapur	Bunny	11335	11338	-3
	Hubli	D.C.H.	176	120	56
	Hubli	B.T. Cotton	NR	NR	-
	Raichur	H-44 Cotton	5287	4229	1058
Commodity	Lint		Weekly Sum Arrivals (Quintal)		Change
State	Centre	Variety	23rd to 29th March 2018	16th to 22nd March 2018	
Punjab	Bhatinda	J-34	28900	37400	-8500
	Abohar	J-34	3230	4590	-1360
	Mansa	J-34	1785	2550	-765
Haryana	Sirsa	J-34	5440	4930	510
Rajasthan	Sri-Ganganagar	J-34	2100	3000	-900

## Cotton Association of India Spot Rates:

Trade Name	Staple	Micronaire	Strength/ GPT	Weekly Average Prices		+/- Change
				22th to 28th March 2018	15th to 21st March 2018	
Bengal Deshi (RG)/Assam Comilla (101)	Below 22mm	5.0 - 7.0	15	42400	42500	-100



Bengal Deshi (SG)(201)	Below 22mm	5.0 - 7.0	15	42900	43000	<b>-100</b>
J-34(202)	26mm	3.5 - 4.9	23	39817	39850	<b>-33</b>
H-4/ MECH-1(105)	28mm	3.5 - 4.9	27	36417	37550	<b>-1133</b>
Shankar-6(105)	29mm	3.5 - 4.9	28	40617	40817	<b>-200</b>
Bunny/ Brahma(105)	31mm	3.5 - 4.9	30	41450	41667	<b>-217</b>
MCU-5/ Surabhi(106)	32mm	3.3 - 4.9	31	43017	43200	<b>-183</b>
DCH-32(107)	34mm	3.0 - 3.8	33	53633	53833	<b>-200</b>

#### Disclaimer

The information and opinions contained in the document have been compiled from sources believed to be reliable. The company does not warrant its accuracy, completeness and correctness. Use of data and information contained in this report is at your own risk. This document is not, and should not be construed as, an offer to sell or solicitation to buy any commodities. This document may not be reproduced, distributed or published, in whole or in part, by any recipient hereof for any purpose without prior permission from the Company. IASL and its affiliates and/or their officers, directors and employees may have positions in any commodities mentioned in this document (or in any related investment) and may from time to time add to or dispose of any such commodities (or investment). Please see the detailed disclaimer at © 2018 Indian Agribusiness Systems Ltd.