



## Current Market Outlook

**Domestic Weekly Price Scenario:** Cotton spot markets prices were noticed firm during the week.

Average price of Lint at Sirsa during the week was Rs 4198 Per maund (of 37.32 Kg each), compared to the previous week price of Rs 4172 Cotton fiber (Shankar-6) prices noticed weak this week. Average price was Rs 40650 per candy (of 355.6 kg each) during the week, which was Rs40616per candy previous week. Future price of cotton (at NCDEX, Continuous contract) closed higher this week at Rs.921 per maund (of 20 kg each) which was Rs 912 a week earlier.

**Cotton Price Outlook (For Coming Week):** In the coming week we expect Kapas price to remain range bound to firm with the price band of Rs. 4800-5200 per quintal in the Rajkot market. Lint price at Sirsa is likely to be in range of Rs 3800-4500 per maund. Kapas prices at NCDEX (Continuous contract), is expected to hover in the range of Rs.850-1000 per maund (of 20 kg each).

## **Major Market Highlights**

As per Agriwatch estimates, cotton acreage in the southern states might decline by 8-10% in 2018-19, because of losses this year, but a part of it will be made up by the northern states. Overall we- expect the national acreage to decline by about 3%.Current year's yields in southern states were affected by pink bollworm attacks.

India, the world's second-biggest cotton exporter, is hoping to treble shipments of the fibre to China next year as Beijing seeks to replenish stockpiles and imposes a 25 percent import tax on cargoes from the United States.

According to trade sources, India is looking to sell 2.5 million to 3 million bales, each of 170 kg, to China in the next season beginning in October, up from around 800,000 bales of expected exports in the 2017/18 marketing year.

Cotton prices which are currently ruling in the range of Rs 40,000-40,800 per candy (each of 356 kg) may cross Rs 45,000 by the end of May.

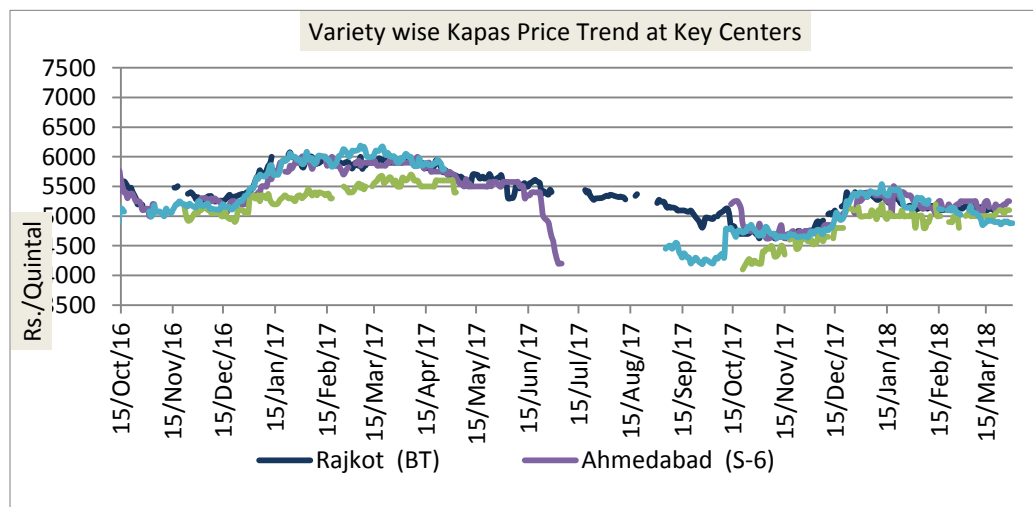
Cotton sowing commenced officially from April 1 in Punjab, the state agriculture department is yet to release the list of varieties recommended by the Punjab Agricultural University (PAU), Ludhiana. PAU-recommended varieties of hybrid BT cotton seed are also approved by the genetic engineering appraisal committee (GEAC).

From March 12 to April 4 the China cumulative sales of reserve cotton was 338,100 tons, with a turnover rate of 60.74%.



## Domestic Cotton Prices Scenario

### Kapas (Raw Cotton) Weekly Price Scenario



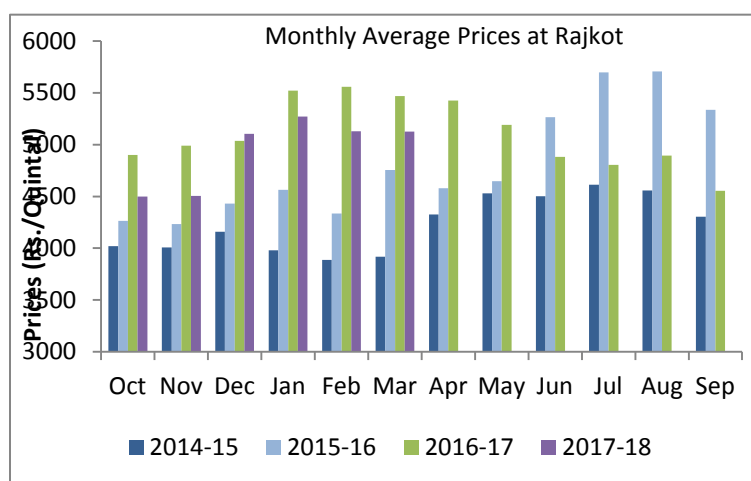
**Weekly Price Review:**  
Weekly kapas average price at Rajkot rose from Rs 522/quintal this week.

According to latest report of USDA attaché, India's 2017/18 cotton production forecast is 30.00 million 480 lb. bales on higher acreage of 12.20 million hectares. Higher yields

are expected through a combination of better crop, pest, and weed management practices and assuming a normal monsoon

**Weekly Price Outlook:** Kapas prices are expected to remain range-bound to weak in coming days. The expected range for Kapas at Rajkot is Rs 4400-5400 per quintal for the coming week.

### Kapas Monthly Y-o-Y Price Scenario



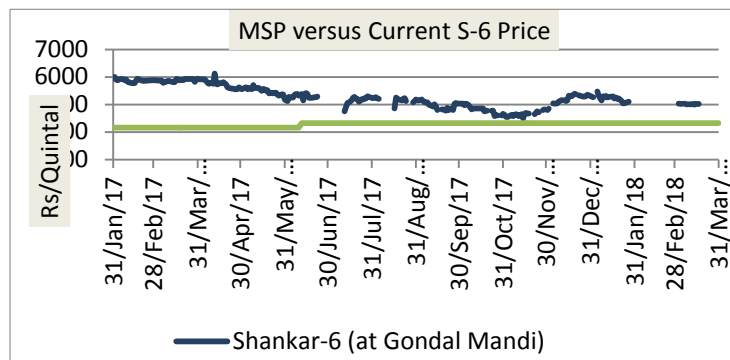
Kapas(seed cotton) prices in country noticed slightly weak tone during the March month when compared to the previous month, and the same is ruling lower compared to the prices during the corresponding month of the previous season.

Monthly average price of Kapas at Rajkot remained Rs.5127 per quintal during March, which was Rs. 5128 during previous month and Rs. 5470 per quintal during the corresponding month last year. We expect Kapas prices to remain range

—bound to firm in the coming month. The expected price range for March month is likely to be Rs 4600-5200 per quintal.

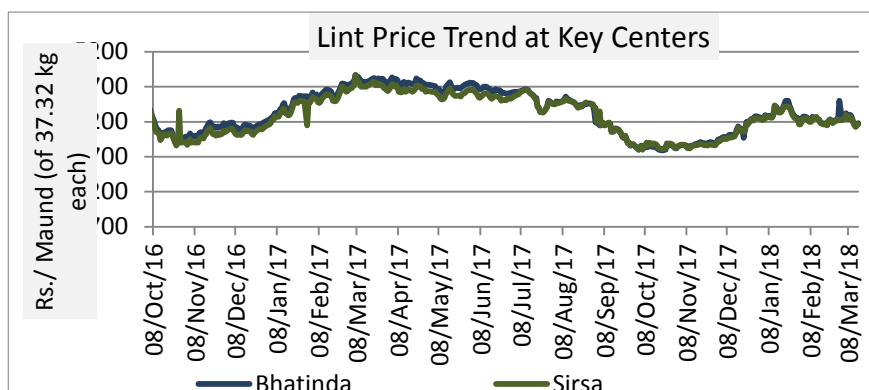


## Spot Price versus MSP



The Kapas prices are ruling above the MSP so far. The gap between the two prices has increased this week. The average gap between the prices was Rs 695 compared to Rs 705 a week earlier. This indicates prices are decreasing.

## Lint (De-Seeded Cotton) Weekly Price Scenario



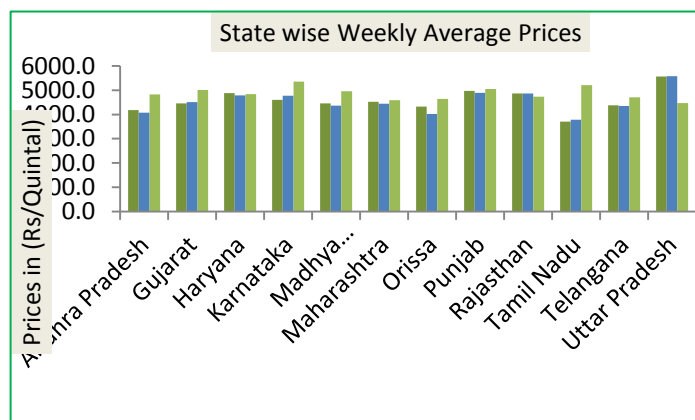
Weekly Price Review: Lint prices remained firm during the week. Weekly average price of Lint at Sirsa remained Rs.4198 per maund of 37.32 kg each, higher compared to the previous week price of Rs 4172 per maund.

Weekly Price Outlook: Lint prices are expected to remain firm during the week. We expect Lint at Sirsa to remain in the

range of Rs. 3900-5000 per maund.

## State wise Weekly Price Scenario

On week on week basis, prices are by and large showing firm trend in most of the States, highest price was recorded in Uttar Pradesh followed by Punjab this week and lowest was in Tamil Nadu followed by Andhra Pradesh.



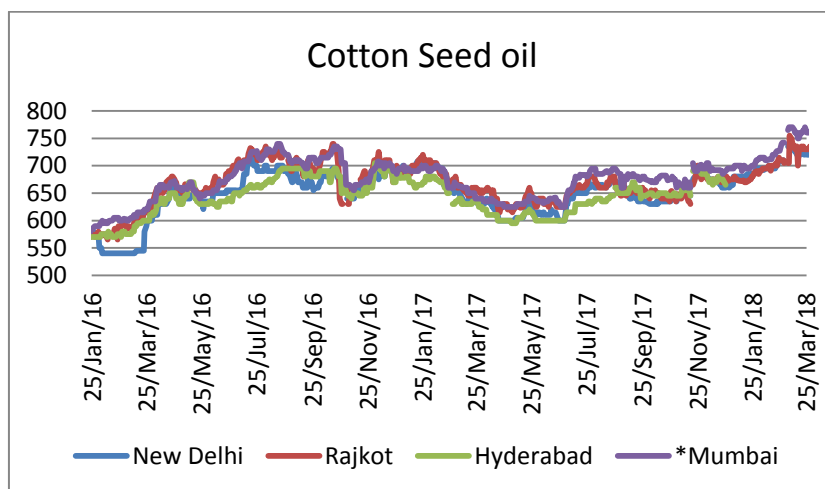


## Cotton Seed Oil and Cotton Seed Oil Cake

### Cotton Seed Oil Weekly Price Scenario

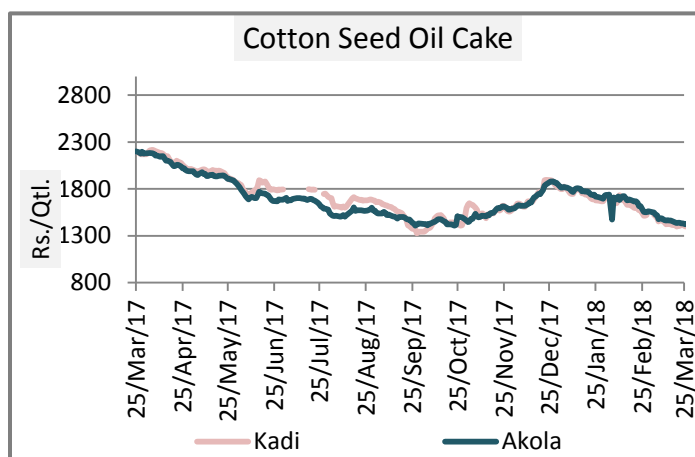
Cotton seed oil price noticed firm during the week. Weekly average price in New Delhi is Rs 730 per 10 Kg, compared to the weekly average price of Rs 722 per 10 Kg in previous week.

Centers	Weekly Average Price as on (Rs/10 kg.)		% Change
	05-Apr -18	29-Mar -18	
New Delhi	730	722	1.11
Rajkot	743	730.8	1.67
Hyderabad	NA	NA	-
Mumbai*	768	762	0.79



### Cotton Seed Oil Cake Weekly Price Scenario

Cotton seed oil cake price noticed weak tone during this week. Weekly average price in Akola is Rs per quintal, 1413 lower compared to the weekly average price of Rs 1426 per quintal in the previous week.



Centers	Weekly Average Price as on (Rs/quintal.)*		% Change
	29-Apr-18	29-Mar-18	
Kadi	1400.55	1406	-0.39
Akola	1413	1426	-0.91

\*Source: NCDEX



### Technical Analysis of Kapas Future Prices at NCDEX(Continuous Chart C1)



#### Weekly Technical Outlook:

- Kapas prices on downtrend but short term bullishness is in market..
- RSI is hovering in oversold region
- EMA signal line and center line denotes bearish market.

#### Expected Price Range During Coming Week

Expected Trend	Expected Trading Band
Range-bound To Firm Momentum	850-1000

#### Expected Support and Resistance

Support 1	Support 2	Resistance 1	Resistance 2
900	885	1010	1030

Figures in Rs/20 Kg

#### International Market Scenario

International cotton prices remained to weak during the week. Cotlook A index weekly average stood at 90.15 cents/pound this week, which was 92.98 cents/pound during last week.

#### Major Market Highlights:

From March 12 to April 4 the China cumulative sales of reserve cotton was 338,100 tons, with a turnover rate of 60.74%.



China is the second biggest market for Indian cotton (28.5 mm variety) after Bangladesh. India exported 154,857 tonnes of the fibre to China and 350,488 tonnes to Bangladesh in 2016-17. As per the DGFT data, during April 2017-January 2018, India shipped 57,549 tonnes to China and 296,805 tonnes to Bangladesh

Planting intentions for the world's largest exporter, the USA, reflect an increase to 4.9 million hectares in 2018-19, but drought conditions will need to be monitored closely, both in the USA and in Australia," ICAC said.

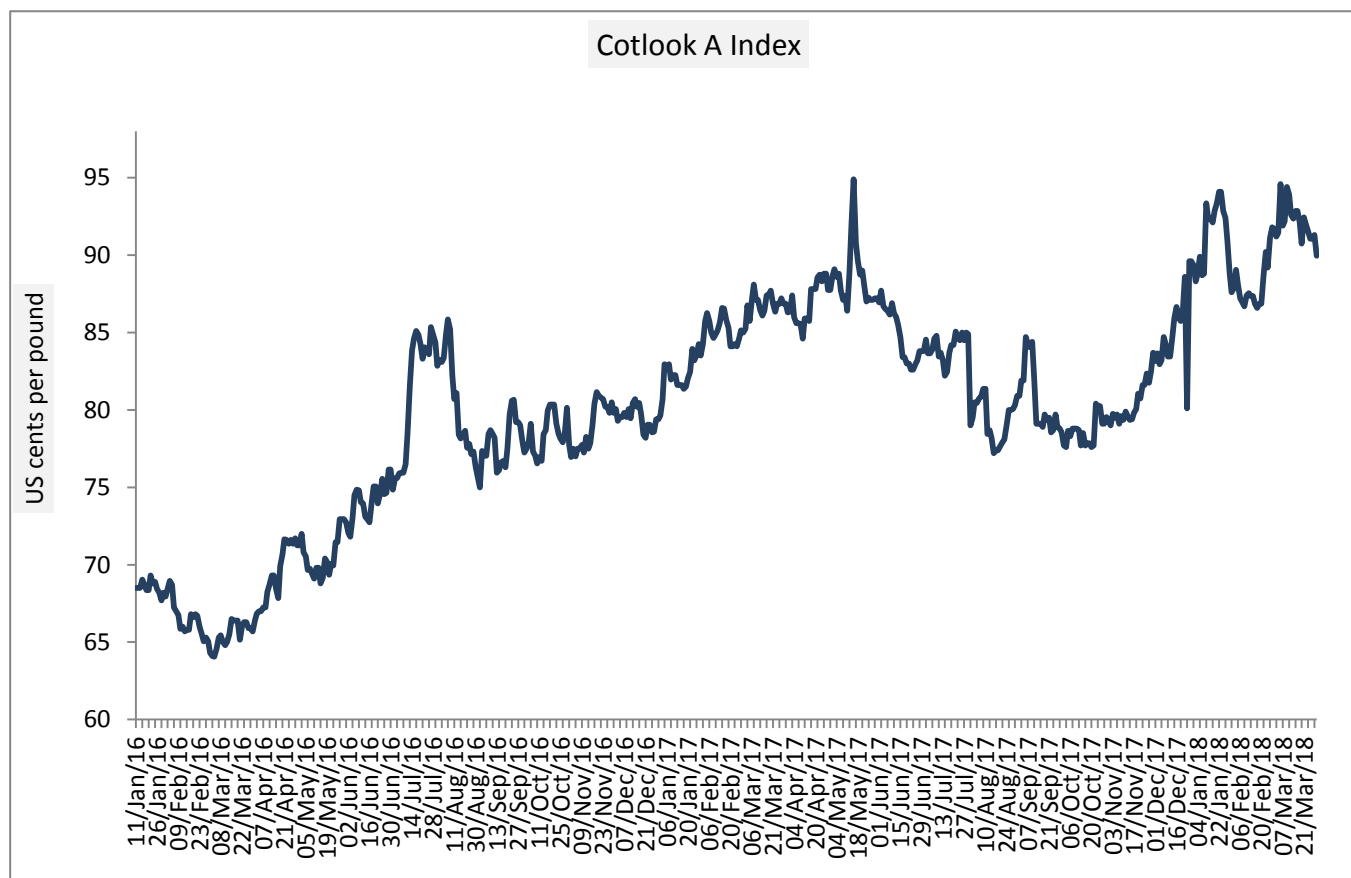
ICE cotton contract for May expiry settled up 0.72 cent, or 0.89 percent, at 81.46 cents per lb. It traded within a range of 80.68 and 82.2 cents a lb the contract was down 0.45 percent for the week.

Cotton in Australia estimates there were 372,000 hectares of irrigated cotton planted this season and 81,000 green hectares of dry land, giving total Australian crop of 453.000 ha.

Pakistan cotton imports for 2018-19 were forecast at 2.40 m bales, a drop of 200,000 bales from this season, reflecting the increased production hopes. The country imports primarily better grades of cotton, for lifting the quality of domestic textile output to export grade.

From March 12 to 30 the China cumulative turnover of reserve cotton was 279,800tons, with a turnover rate of 62.15%.

#### Cotlook A Index





Cotlook A index remained weak during the week.

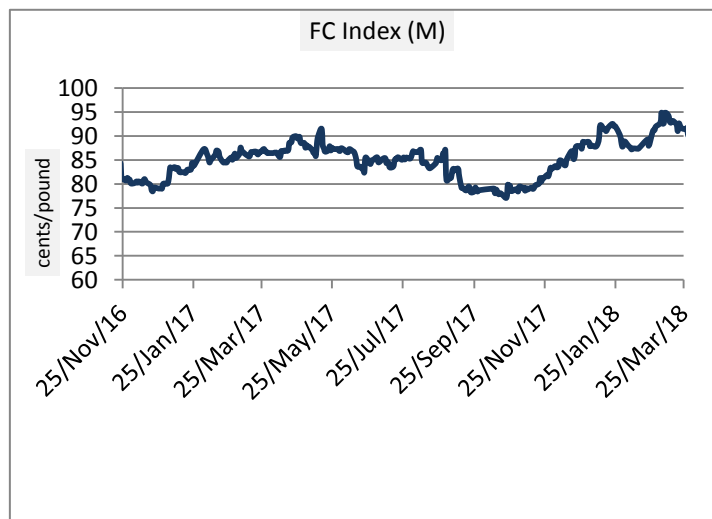
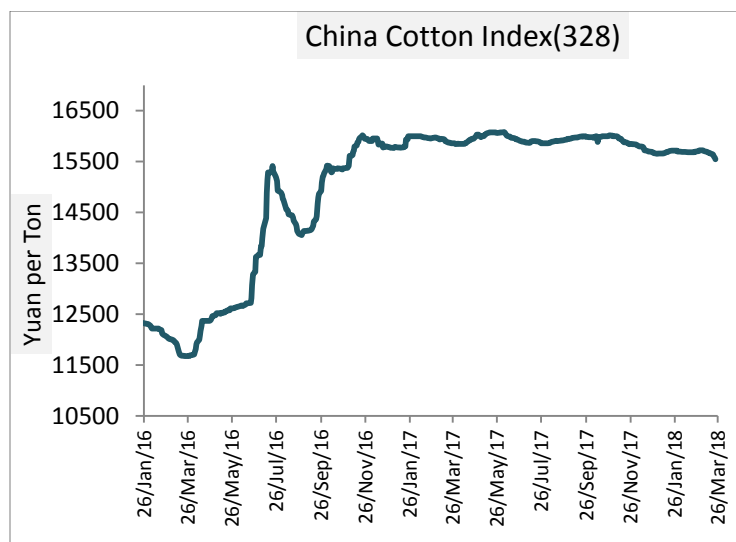
Cotlook A Index	Weekly Average Price as on		% Change
	05-Apr-18	29-Mar-18	
Prices	90.15	90.98	-0.91
Prices in US cents per Pound			

#### China Cotton Index and Foreign Cotton Index

Cotton Index	Weekly Average Price as on		% Change
	05-Apr-18	29-Mar-18	
FC (S)	94.4	94.57	-0.18
FC (M)	90.91	91.26	-0.38
FC (L)	90.11	90.29	-0.20
Prices in US cents per Pound			

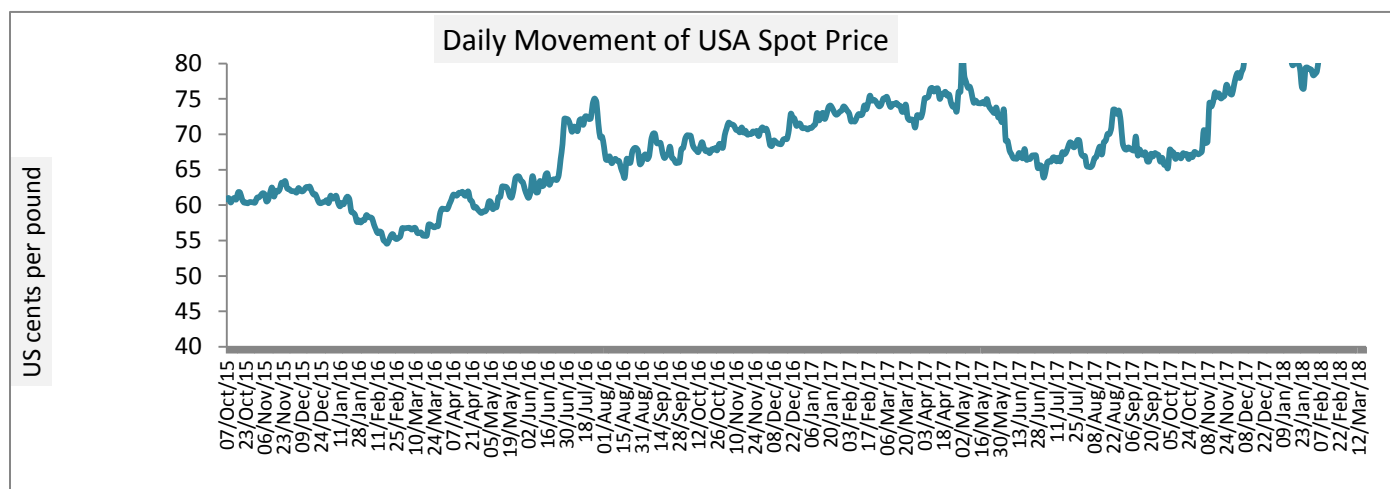
China Index remained weak during the week. CC Index (328) remained 15533 Yuan per ton during the week. it was 15624 in the previous week.

Cotton Index	Weekly Average Price as on		% Change
	05-Apr-18	29-Mar-18	
CCIndex(328)	15533	15624	-0.58
CCIndex(527)	14564	14611	-0.32
CCIndex(229)	16151	16202	-0.31
Prices in Yuan per ton			



## USA Spot Prices

According to latest report of USDA, global 2017/18 cotton ending stocks are revised down this month. Production in China is estimated to be lower, based on arrivals at gins. World ending stocks are now projected at 92.38 million bales



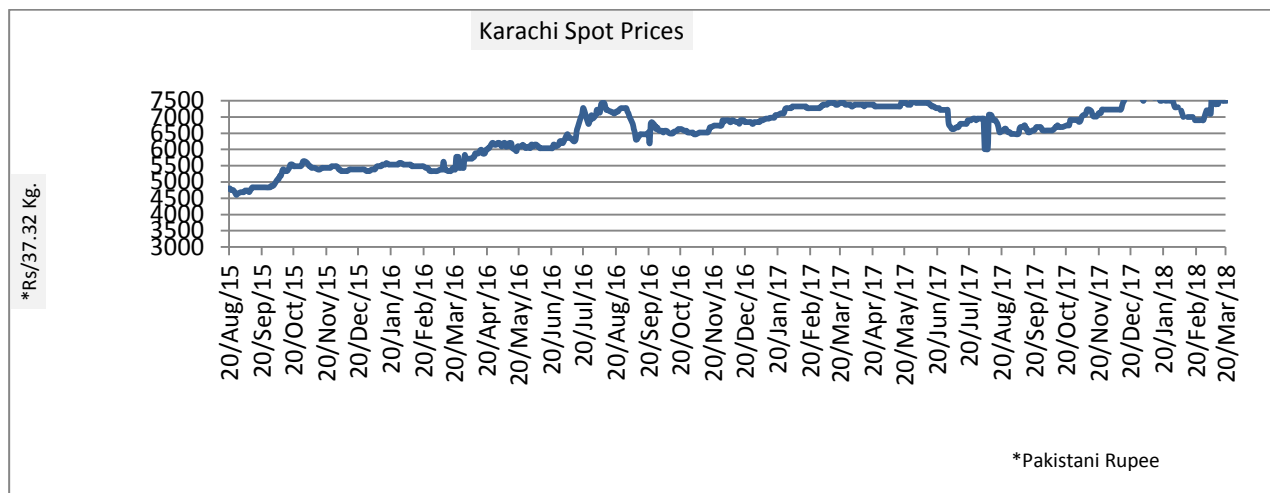
USA Spot Prices	Weekly Average Price as on		% Change
	05-Apr-18	29-Mar-18	
Prices	84.3	84.32	-0.02
Prices in US cents per Pound			





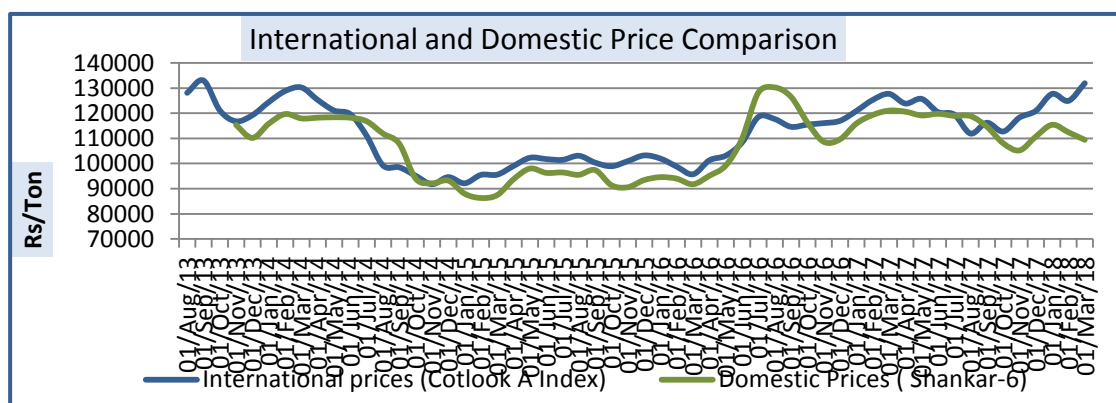
### Pakistan Spot Price

Annual growth output of Cotton in Pakistan has increased to 12.3 per cent amid higher arrivals of seed cotton during the period October 01-15, 2017. Pakistan has harvested 8.134 million bales of cotton up to October 31, 2017 according to data released by the Pakistan Cotton Ginners Association. Seed cotton arrivals during the same period increased by 3 per cent to 389,490 bales. According to the latest estimates, Pakistan is expected to produce 9.15 million bales during the current season.



Karachi Spot Prices	Weekly Average Price as on		% Change
	05-Apr- 18	29-Mar- 18	
Prices	7416	7520	-1.38
Prices in Rs per 37.32. Kg			

### International Price Comparison





## Technical Analysis of Cotton Future (Jan'18 Contract) at ICE



### Weekly Technical Outlook:

- Candlesticks denote bullish movement in the market.
- Volume decreased while Open Interest increased.
- We expect cotton prices to remain sideways to firm in the coming week.

### Expected Price Range During Coming Week

Expected Trend	Expected Trading Band
Range bound to Bearish Momentum	75.00-85.00

### Expected Support and Resistance

Support 1	Support 2	Resistance 1	Resistance 2
80	76	88.00	96.00

Figures in US cents/pound



### Cotton Future Prices at ICE

#### ICE Futures Cotton

Contracts	05-Apr-18	Week Ago	Month ago	Year Ago	%W-o-W change	%M-o-M change	%Y-o-Y change
01-Mar-18	82.57	81.46	84.41	73.32	1.363	-2.180	12.616
01-May-18	82.15	81.8	85.23	73.29	0.430	-3.614	12.089
01-Jul-18	79.91	79.23	84.98		0.831	-5.966	
01-Oct-18	77.87	77.73	79.79		0.177	-2.406	
01-Dec-18	78.09	77.82	77.95		0.347	0.180	
01-Mar-19	78.3	77.93	78		0.475		

#### Cotton Prices at Key Spot Markets:

Commodity	Kapas		Weekly Average Prices (Rs./Quintal)		Change
State	Centre	Variety	30th March to 05th April 2018	23rd to 29th March 2018	
Gujarat	Ahmedabad	Shankar-6	5300	5175	125
	Gondal	Shankar-6	NA	5014	-
	Rajkot	B.T. Cotton	5222	5115	107
	Patan	B.T. Cotton	5253	5187	66
	Kadi	B.T. Cotton	5188	5183	4
	Deesa	B.T. Cotton	NA	NA	-
	Dhrol	B.T. Cotton	NA	5010	-
Punjab	Fazilika	B.T. Cotton	NA	NA	-
	Muktsar	B.T. Cotton	NA	NA	-
Haryana	Bhiwani	B.T. Cotton	5039	5062	-23
	Bhiwani	Desi	NA	NA	-
	Adampur	B.T. Cotton	4878	4912	-34
	Fatehabad	B.T. Cotton	4910	4967	-57
	Jind	B.T. Cotton	5000	5109	-109
	Uchana	B.T. Cotton	4847	4934	-87
	Dabwali	B.T. Cotton	4778	4857	-78
Rajasthan	Hanumangarh	B.T. Cotton	4899	4948	-49
	Rawatsar	B.T. Cotton	4769	4802	-33
Madhya Pradesh	Khandwa	Mech-1	5167	4925	242



	Khargaon	Mech-1	NA	NA	-
Maharashtra	Amravati	Mech-1	5100	5010	90
	Jamner	Medium Staple	NA	NA	-
Uttar Pradesh	Hathras	B.T. Cotton	NA	NA	-
	Hathras	Desi	NA	NA	-
Telangana	Adilabad	Un-Ginned	4473	4453	20
Andhra Pradesh	Guntur	Un-Ginned	NA	NA	-
	Kurnool	Un-Ginned	NA	4333	-
	Krishna	Un-Ginned	NA	NA	-
	East Godavari	Un-Ginned	NA	NA	-
Karnataka	Bijapur	Bunny	5354	5028	326
	Hubli	D.C.H.	3601	4317	-716
	Hubli	B.T. Cotton	NA	NA	-
	Raichur	H-44 Cotton	NA	5025	-
Commodity	Lint		Prices (Rs./Maund of 37.32kg each)		Change
State	Centre	Variety	30th March to 05th April 2018	23rd to 29th March 2018	
Punjab	Bhatinda	J-34	4218	4193	25
	Abohar	J-34	4217	4193	24
	Mansa	J-34	4186	4161	25
	Muktsar	J-34	NA	NA	-
	Fazilika	J-34	NA	NA	-
Haryana	Sirsa	J-34	4198	4178	21
Rajasthan	Sri-Ganganagar	J-34	3980	3873	107

#### Week on Week Price: Scenario of Cotton:

Commodity	Kapas		Today	Week Ago	Month Ago	Year Ago
State	Centre	Variety	5-Apr-18	29-Mar-18	5-Mar-18	5-Apr-17
Gujarat	Ahmedabad	Shankar-6	5300	Closed	5250	5900
	Gondal	Shankar-6	NR	Closed	NR	5830
	Rajkot	B.T. Cotton	NR	Closed	5150	5950
	Patan	B.T. Cotton	5235	Closed	5135	5870
	Kadi	B.T. Cotton	5275	5200	5100	6000
	Deesa	B.T. Cotton	NA	Closed	Closed	NR
	Dhrol	B.T. Cotton	NR	Closed	5065	5900



Punjab	Fazilika	B.T. Cotton	NR	NR	NR	NR
	Muktsar	B.T. Cotton	NR	NR	NR	NR
Haryana	Bhiwani	B.T. Cotton	5050	5000	5200	6225
	Bhiwani	Desi	NA	NA	NA	5250
	Adampur	B.T. Cotton	4850	4880	5100	5990
	Fatehabad	B.T. Cotton	4880	4925	5160	6050
	Jind	B.T. Cotton	5000	5120	5340	NA
	Uchana	B.T. Cotton	NR	4855	NR	6170
	Dabwali	B.T. Cotton	NR	4770	4995	NA
Rajasthan	Hanumangarh	B.T. Cotton	4914	4900	5200	6100
	Rawatsar	B.T. Cotton	4745	4750	5050	5800
Madhya Pradesh	Khandwa	Mech-1	NR	Closed	4900	6000
	Khargaon	Mech-1	NR	NR	NR	6040
Maharashtra	Amravati	Mech-1	5000	5100	5000	5600
	Jamner	Medium Staple	NR	NR	NR	5632
Uttar Pradesh	Hathras	B.T. Cotton	NA	NA	NA	NA
	Hathras	Desi	NA	NA	NA	NA
Telangana	Adilabad	Un-Ginned	NR	4450	4580	5300
Andhra Pradesh	Guntur	Un-Ginned	NA	NA	NA	NA
	Kurnool	Un-Ginned	NA	NA	NA	NA
	Krishna	Un-Ginned	NA	NA	NA	NA
	East Godavari	Un-Ginned	NA	NA	NA	4160
Karnataka	Bijapur	Bunny	5411	NA	5219	6139
	Hubli	D.C.H.	NA	NA	NA	5759
	Hubli	B.T. Cotton	NA	NA	NA	NA
	Raichur	H-44 Cotton	NA	NA	5050	6000
Commodity	Lint		Today	Week Ago	Month Ago	Year Ago
State	Centre	Variety	5-Apr-18	29-Mar-18	5-Mar-18	5-Apr-17
Punjab	Bhatinda	J-34	4225	4210	4250	4800
	Abohar	J-34	4200	4205	4260	4800
	Mansa	J-34	4175	4170	4240	4790
	Muktsar	J-34	NR	NR	NR	NR
	Fazilika	J-34	NR	NR	NR	NR
Haryana	Sirsa	J-34	4180	4190	4245	4700
Rajasthan	Sri-Ganganagar	J-34	NA	3948	3948	4794


Cotton Arrivals in Key Centers:

Commodity	Kapas		Weekly Sum Arrivals (Quintal)		Change
State	Centre	Variety	30thMarch to 05th April 2018	23rd to 29th March 2018	
Gujarat	Ahmedabad	Shankar-6	226100	334900	-108800
	Gondal	Shankar-6	NA	7770	-
	Rajkot	B.T. Cotton	4050	16050	-12000
	Patan	B.T. Cotton	9210	16597	-7387
	Kadi	B.T. Cotton	300000	280000	20000
	Deesa	B.T. Cotton	NA	NA	-
	Dhrol	B.T. Cotton	NA	1445	-
Punjab	Fazilika	B.T. Cotton	NA	NA	-
	Muktsar	B.T. Cotton	NA	NA	-
Haryana	Bhiwani	B.T. Cotton	6900	12600	-5700
	Bhiwani	Desi	NA	NA	-
	Adampur	B.T. Cotton	17014	27999	-10985
	Fatehabad	B.T. Cotton	7300	4600	2700
	Jind	B.T. Cotton	697	1186	-489
	Uchana	B.T. Cotton	2230	8858	-6628
	Dabwali	B.T. Cotton	177	1120	-943
Rajasthan	Hanumangarh	B.T. Cotton	3000	6900	-3900
	Rawatsar	B.T. Cotton	2900	6500	-3600
Madhya Pradesh	Khandwa	Mech-1	950	1400	-450
	Khargaon	Mech-1	NA	NA	-
Maharashtra	Amravati	Mech-1	9900	7500	2400
	Jamner	Medium Staple	NA	NA	-
Uttar Pradesh	Hathras	B.T. Cotton	NA	NA	-
	Hathras	Desi	NA	NA	-
Telangana	Adilabad	Un-Ginned	5314	19235	-13921
Andhra Pradesh	Guntur	Un-Ginned	NA	NA	-
	Kurnool	Un-Ginned	NA	352	-
	Krishna	Un-Ginned	NA	NA	-
	East Godavari	Un-Ginned	NA	NA	-
Karnataka	Bijapur	Bunny	15466	11338	4128
	Hubli	D.C.H.	41	120	-79
	Hubli	B.T. Cotton	NA	NA	-
	Raichur	H-44 Cotton	NA	4229	-



Commodity	Lint		Weekly Sum Arrivals (Quintal)		Change
State	Centre	Variety	30th March to 05th April 2018	23rd to 29th March 2018	
Punjab	Bhatinda	J-34	17850	28900	-11050
	Abohar	J-34	2720	3230	-510
	Mansa	J-34	4080	1785	2295
Haryana	Sirsa	J-34	4080	5440	-1360
Rajasthan	Sri-Ganganagar	J-34	100	2100	-2000

#### Cotton Association of India Spot Rates:

Trade Name	Staple	Micronaire	Strength/ GPT	Weekly Average Prices		+/- Change
				29th March to 04th April 2018	22th to 28th March 2018	
Bengal Deshi (RG)/Assam Comilla (101)	Below 22mm	5.0 - 7.0	15	42483	42400	83
Bengal Deshi (SG)(201)	Below 22mm	5.0 - 7.0	15	42983	42900	83
J-34(202)	26mm	3.5 - 4.9	23	39817	39817	Unch
H-4/ MECH-1(105)	28mm	3.5 - 4.9	27	37167	36417	750
Shankar-6(105)	29mm	3.5 - 4.9	28	40667	40617	50
Bunny/ Brahma(105)	31mm	3.5 - 4.9	30	41533	41450	83
MCU-5/ Surabhi(106)	32mm	3.3 - 4.9	31	43150	43017	133
DCH-32(107)	34mm	3.0 - 3.8	33	53550	53633	-83

#### Disclaimer

The information and opinions contained in the document have been compiled from sources believed to be reliable. The company does not warrant its accuracy, completeness and correctness. Use of data and information contained in this report is at your own risk. This document is not, and should not be construed as, an offer to sell or solicitation to buy any commodities. This document may not be reproduced, distributed or published, in whole or in part, by any recipient hereof for any purpose without prior permission from the Company. IASL and its affiliates and/or their officers, directors and employees may have positions in any commodities mentioned in this document (or in any related investment) and may from time to time add to or dispose of any such commodities (or investment). Please see the detailed disclaimer at © 2018 Indian Agribusiness Systems Ltd.