

## Domestic market summary

**Domestic market Scenario:** Cotton spot markets noticed weak during the week. Average price of Lint at Sirsa during the week was Rs. 4793 per maund (of 37.32 Kg each), compared to the previous week price of Rs 4826. Cotton fiber (Shankar-6) prices noticed slightly firm this week Average price was Rs 48183 per candy (of 355.6 kg each) during the week, which was Rs 47850 per candy previous week.

**Weekly Price Outlook :** In the coming week we expect Kapas price to remain to firm with the price band of Rs 5800-6400 per quintal in the Rajkot market. Lint price at Sirsa is likely to be in range of Rs 4000-5000 per maund.

### **Major Market Highlights:**

- All India daily Arrivals remained between 4000 to 5000 bales. With limited arrivals most of the ginning mills are closed. Gujarat cotton prices of 29 mm remained between 48000 to 49000 /candy.
- The average rainfall received in Andhra Pradesh from 1-6-2018 to 1-8-2018 is recorded as 215.5 mm as against the Normal as on date of 247.9 mm showing 13 percent low as against the normal. The cotton growing districts like Guntur, Prakasam and Kurnool has faced deficit rainfall in the range of -20% to -59%.
- Northern Maharashtra and western Madhya Pradesh have enough moisture to maintain aggressive summer crop growth during the coming week. Rainfall during the second week of the outlook will be important for restoring soil moisture and a few areas may not receive enough rain to significantly improve the moisture profile. Crop conditions in eastern Rajasthan will remain favorable during the next two weeks as long as timely rain returns during the second week. Gujarat and the remaining portions of Rajasthan will continue to dry significantly raising crop stress and some concern over long term production potentials.
- According to State Agricultural Department and trade sources, the Pink Bollworm and sucking pests have been reported in cotton crop at below ETL in the districts of Krishna, Kadapa Ananthapuram and Kurnool districts of Andhra Pradesh.
- In Andhra Pradesh, cotton sowing as on 01<sup>st</sup> Aug 2018 reported 3.74 Lakh hectares as compared to 4.05 Lakh hectares in the corresponding period last year. 57% sowing completed from season normal. Till now, Guntur region has reported 1,38,773 hectares in acreage compared to last year's 1,22,480 hectares and Kurnool has reported 1,35,772 hectares of acreage compared to last year's 1,74,395 hectares.
- The pink bollworm has again attacked cotton plants in Maharashtra this year, causing concern among farmers and the state government. The pest had caused large-scale damage to the cotton crop last year in central and eastern Maharashtra, the state's main regions producing the commodity. The pink bollworm attack on cotton has been reported this year from Akola and Washim districts in Vidarbha and Nanded and Parbhani in Marathawada, a senior official in the agriculture department said.
- North India cotton season starting early one month than all other region in India. In Punjab, Haryana and Rajasthan harvesting will begin in end of August or September month and other cotton growing states like Gujarat, Maharashtra, MP, Telangana, Karnataka and Andhra Pradesh will start in October month. Till now there is no pest attack on cotton crop and crop is at healthy stage.



### Domestic Cotton Balance sheet

Supply	2016-17	2017-18	2018-19
Opening Stock	36.5	30	20
Production	337.25	365	353
Imports	27	15	27
Total Supply	400.75	410	400
Demand			
Mill	265	275	280
Small mill	27	30	35
Non Mill	15.75	15	20
Total Consumption	307.75	320	335
Exports	63	70	60
Total Consumption	370.75	390	390
Ending Stocks	30	20	10

Source: Agriwatch & CAI

### Balance Sheet Highlight (2017-18):

As per the latest estimates by Agriwatch, cotton output in country during the season 2018-19 would be around 353 lakh bales (of 170 kg each) which is lower compared to production of last season.

Following lower production, imports will rise marginally to 27 lakh bales compared to 15 lakh bales in previous season.

Due to lower opening stock imports, and lower production of cotton availability would be standing lower this season at 400 lakh bales compared to 410 lakh bales during the previous season.

Total domestic consumption (Including mill, small mill and non-mill consumption) would be around 335 lakh bales compared to 320 lakh bales during the previous season.

Cotton exports are expected to remain lower as that of previous year. It is expected that country would export around 60 lakh bales of cotton in the season 2017-18.

Ending stocks are expected to be around 10 lakh bales, it is lower compared to the ending stocks of previous season.

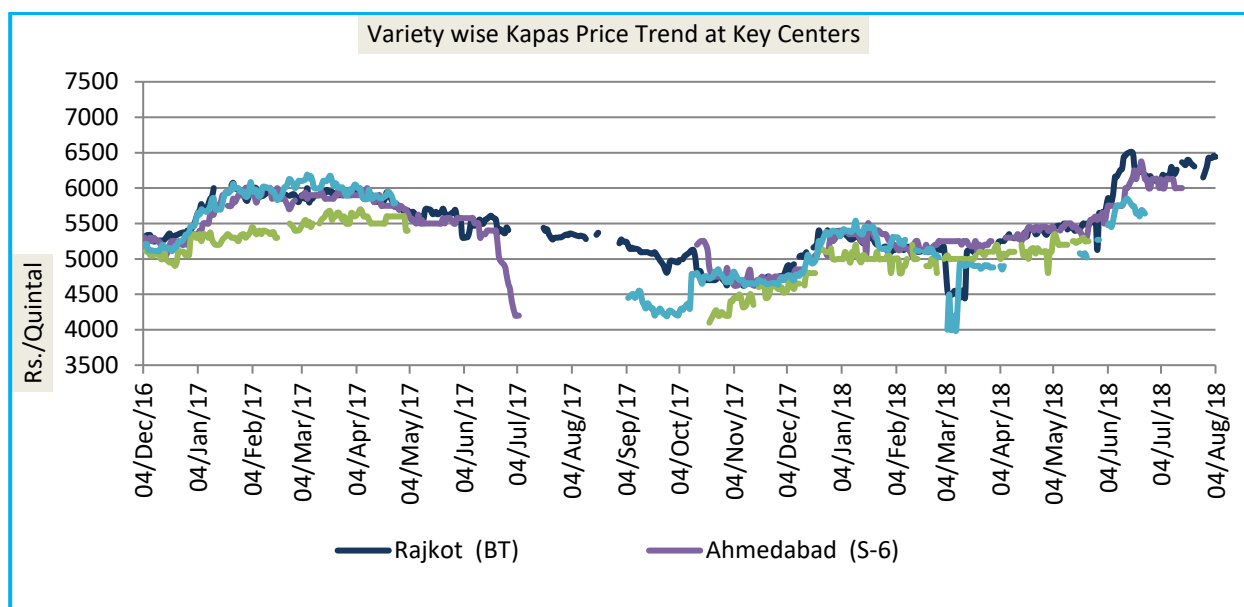
### Domestic Cotton Prices Scenario

#### Domestic Cotton Prices Scenario

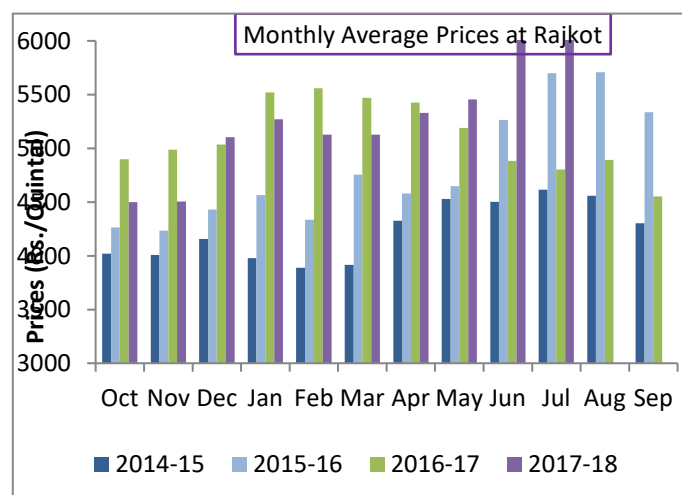
#### Kapas (Raw Cotton) Weekly Price Scenario

**Weekly Price Review:** Weekly kapas average price at Rajkot rose is Rs 6338/quintal this week.

**Weekly Price Outlook:** Kapas prices are expected to remain range-bound to firm in coming days. The expected range for Kapas at Rajkot is Rs 5500-6500 per quintal for the coming week.



### Kapas Monthly M-o-M Price Scenario



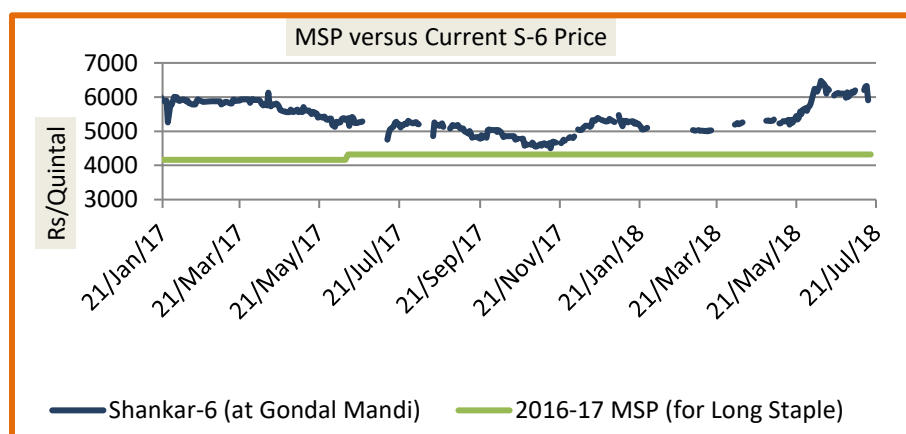
5500-6500 per quintal.

Kapas(seed cotton) prices in country noticed firm tone during the July month when compared to the previous month, and the same is ruling higher compared to the prices during the corresponding month of the previous season.

Monthly average price of Kapas at Rajkot remained Rs.6253 per quintal during May, which was Rs. 6136 during previous month and Rs. 5320 per quintal during the corresponding month last year. We expect Kapas prices to remain to firm in the coming month. The expected price range for Aug month is likely to be Rs



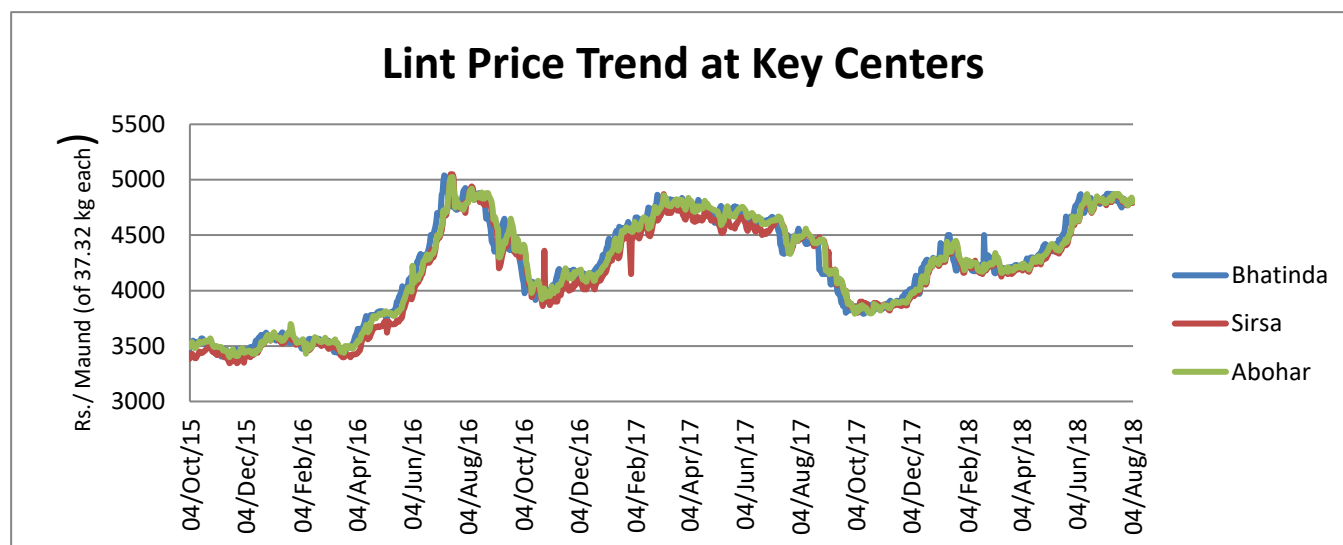
## Spot Price versus MSP



The Kapas prices are ruling above the MSP so far. The gap between the two prices has increased this 4<sup>TH</sup> week of July. The average gap between the prices was Rs1960 compared to Rs 1800 a week earlier. This indicates prices are increasing. (With limited arrivals market is closed)

## Lint price Outlook

Lint prices remained slightly weak during the week owing to tight tone prevailing in market. Weekly average price of Lint at Sirsa remained Rs.4793 per maund of 37.32 kg each, higher compared to the previous week price of Rs. 4826 per maund.

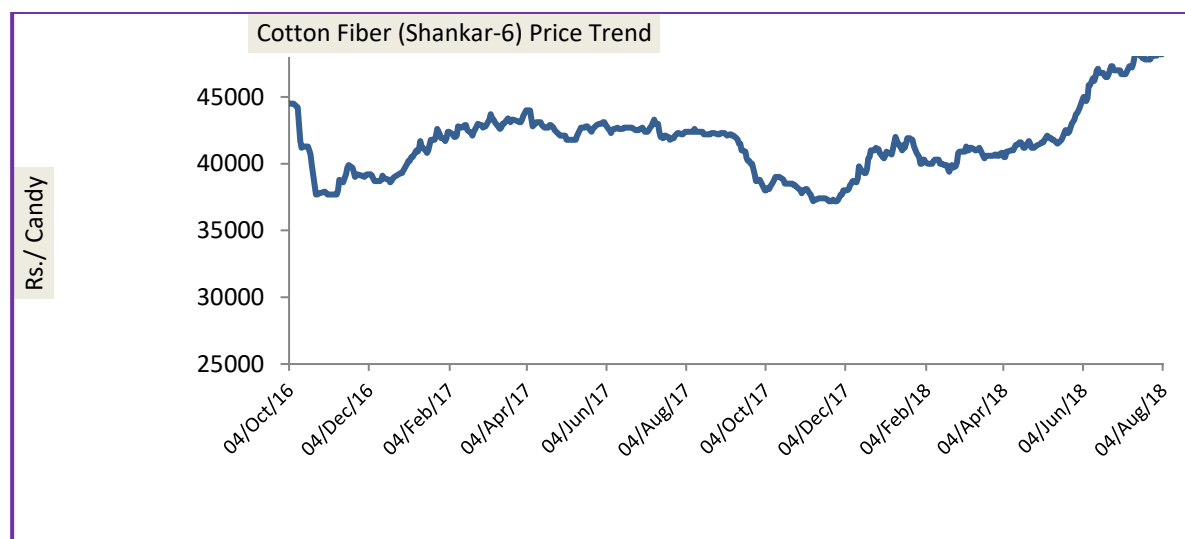


## Cotton Fiber price Outlook

Cotton fiber noticed up trend in this week compared to the previous week amid good demand in domestic and international market weekly average prices noticed slightly firm this week Average price was Rs48183 per candy (of 355.6 kg each) during the week, which was Rs 47850 per candy previous week. and around Rs 42250 per candy



during the corresponding week previous season. We expect cotton fiber to remain in range of Rs 45000 -49000 per candy in the coming week candy.

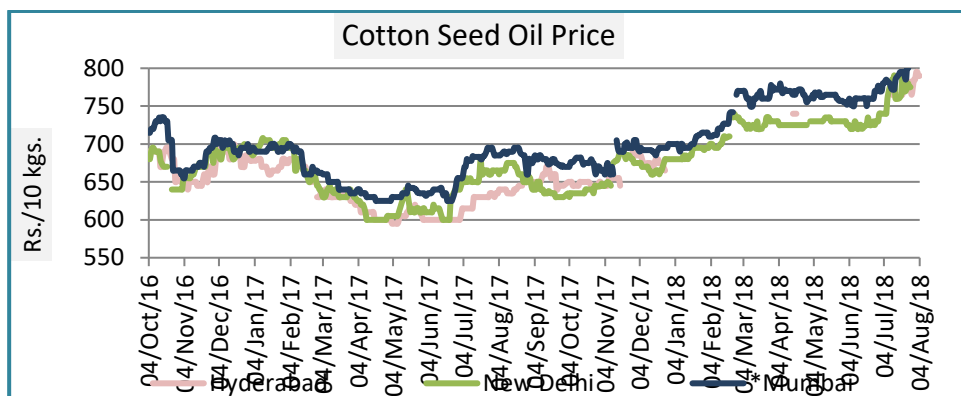


## Cotton Seed Oil and Cotton Seed Oil Cake

### Cotton Seed Oil monthly Price Scenario

Cotton seed oil price noticed firm tone during the week. Weekly average price in New Delhi is Rs 776 per 10 Kg, higher compared to the weekly average price of Rs 760 per 10 Kg in previous week.

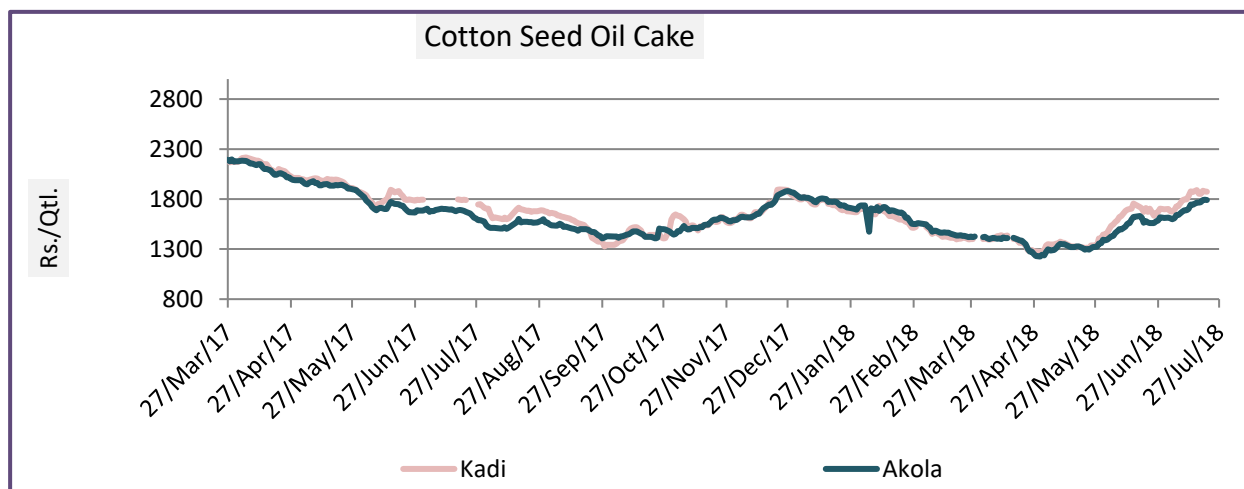
Centers	Weekly Average Price as on (Rs/10 kg.)		% Change
	2-Aug-18	26-Jul-18	
New Delhi	776	760	2.11
Rajkot	799	790	1.14
Hyderabad	784	774	1.29
Mumbai*	800	792	1.01



### Cotton Seed Oil Cake weekly Price Scenario

Cotton seed oil cake price noticed firm tone during this week. Weekly average price in Akola remained Rs 1822 per quintal, higher compared to the weekly average price of Rs 1782 per quintal in the previous week.

Centers	Weekly Average Price as on (Rs/quintal.)*		% Change
	02-Aug-18	26-Jul-18	
Kadi	1897	1860	1.99
Akola	1822	1782	2.24
*Source: NCDEX			





## **International Market Scenario**

International cotton prices remained firm during the week. Cotlook A index weekly average stood 98.49 at cents/pound this week, which was 97.15 cents/pound during last week

### **Major Market Highlights:**

US net sales of 19,600 running bales for 2017/2018 were up noticeably from the previous week, but down 49 percent from the prior 4-week average. Increases reported for China (6,500 RB), South Korea (5,000 RB), Taiwan (3,400 RB), Pakistan (2,300 RB, including decreases of 100 RB), and India (1,300 RB, including decreases of 600 RB).

ICE cotton futures slipped to a more than one-week low on Friday, on heightened trade tensions after China, the top-consumer of the fiber, proposed new tariffs on \$60 billion worth of U.S. goods. The most active cotton contract on ICE Futures U.S., the second-month December contract, settled down 0.71 cent, or 0.80 percent, at 88.12 cents per lb, and posted small weekly decline of 0.2 percent.

In Pakistan farmers and ginneries are expecting cotton production of around 11 million bales this crop year against the official target of over 14 million due to poor quality seeds, late sowing, water shortage and low acreage in high-yielding region.

Pakistan Central Cotton Committee data showed that the cotton sowing target of 2.95 million hectares has already been missed by around 10 percent as sowing could be completed at 2.66 million hectares of land. Punjab marginally remained short of target of 2.31 million hectares by planting cotton at 2.29 million hectares.

The latest U.S. Department of Agriculture (USDA) cotton projections for 2018/19 (August-July) indicate that world cotton mill use is forecast to reach a new record, in large part reflecting additional expected growth in the world economy. Global cotton consumption is projected at 127.0 million bales in 2018/19, 3.9 percent above 2017/18's 122.2-million-bale estimate. Mill use is forecast to rise in each of the leading raw cotton spinners in 2018/19, with China accounting for more than one-third of the world total.

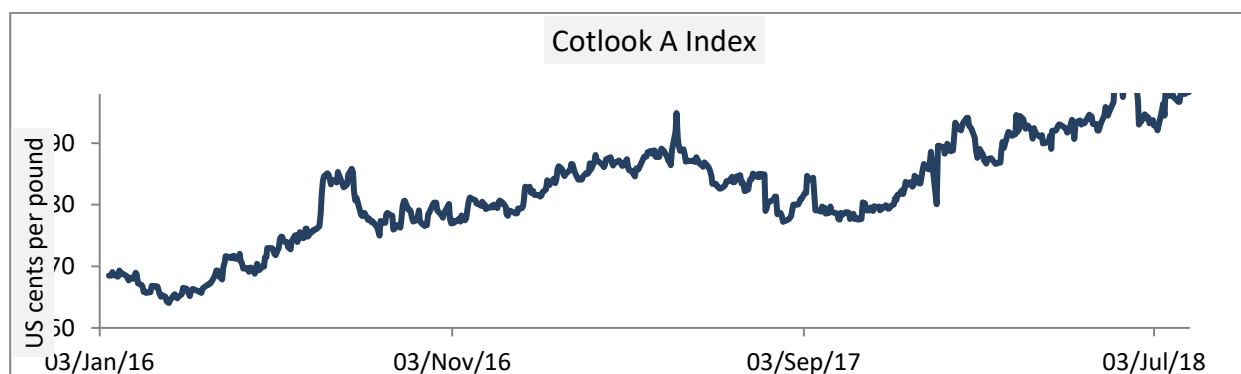
The latest U.S. Department of Agriculture (USDA) cotton projections for 2018/19 (August-July) indicate that world cotton mill use is forecast to reach a new record, in large part reflecting additional expected growth in the world economy. Global cotton consumption is projected at 127.0 million bales in 2018/19, 3.9 percent above 2017/18's 122.2-million-bale estimate. Mill use is forecast to rise in each of the leading raw cotton spinners in 2018/19, with China accounting for more than one-third of the world total.



### Cotlook A Index

Cotlook A index remained weak during the week.

Cotlook A Index	Weekly Average Price as on		% Change
	02-Aug-18	26-Jul-18	
Prices	98.49	97.15	1.38
Prices in US cents per Pound			

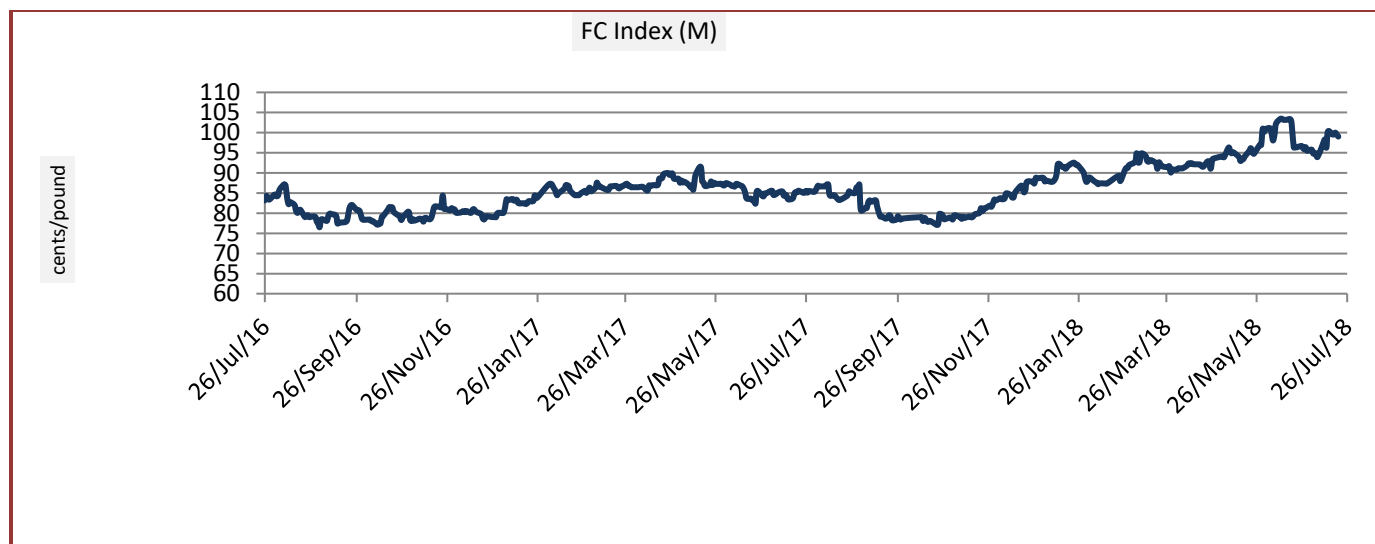


### China Cotton Index and Foreign Cotton Index

According to the National Bureau of Statistics, cotton production in China declined by 4.6 per cent in 2017 to 5.34 million tons compared to the previous year. Production has declined amid decline in acreage and yields. Acreage has declined by 11.1 per cent to 3.38 million hectares. Yields of cotton declined by 260,000 tons to 5.34 million tons. In 2017, China's cotton yarn import declined by 30 per cent y-o-y to 960 mkg worth US\$2430 million. According to report released by [www.yarnsandfibers.com](http://www.yarnsandfibers.com) (YarnsandFibers), imports from India declined by 49 per cent to US\$560 million for 231 mkg. Price-wise, Pakistan was the cheapest supplier of cotton yarn for China, followed by India and then by Vietnam.

Cotton Index	Monthly Average Price as on		% Change
	02-Aug-18	26-Jul-18	
FC (S)	102.68	101.4	1.26
FC (M)	99.55	98.56	1.00
FC (L)	97.91	96.82	1.13
Prices in US cents per Pound			





China Index remained slightly firm during the Week. CC Index (328) remained 16206 Yuan per ton during the week. Average was 16178 Yuan per ton during previous week.

Cotton Index	Monthly Average Price as on		% Change
	02-Aug-18	26-Jul-18	
CCIndex(328)	16206	16178	0.17
CCIndex(527)	15048	15022	0.17
CCIndex(229)	16872	16836	0.21
Prices in Yuan per ton			

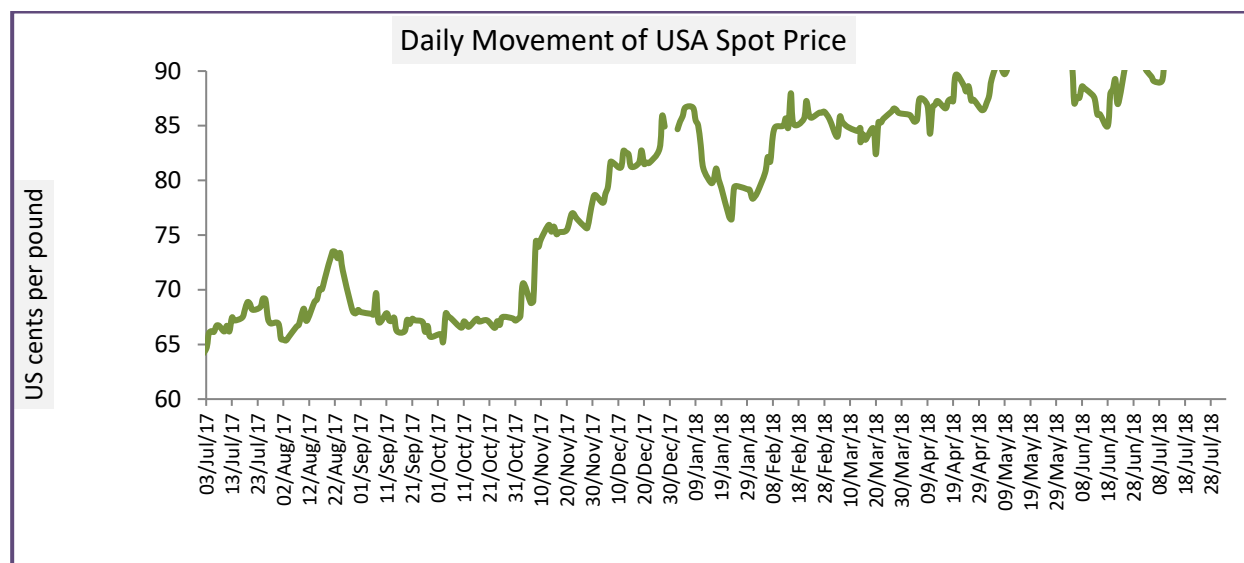
### USA Spot Prices

As per the United States Department of Agriculture (USDA) estimates, India has surpassed China's cotton production to become the largest cotton producing country with 365 lakh bales of production. India is followed by China (353 lakh bales), the U.S. (273 lakh bales), Pakistan (105 lakh bales) and Brazil (103 lakh bales).

USA Spot Prices	Monthly Average Price as on		% Change
	02-Aug-18	26-Jul-18	
Prices	91.31	90.57	0.82



Prices in US cents per Pound

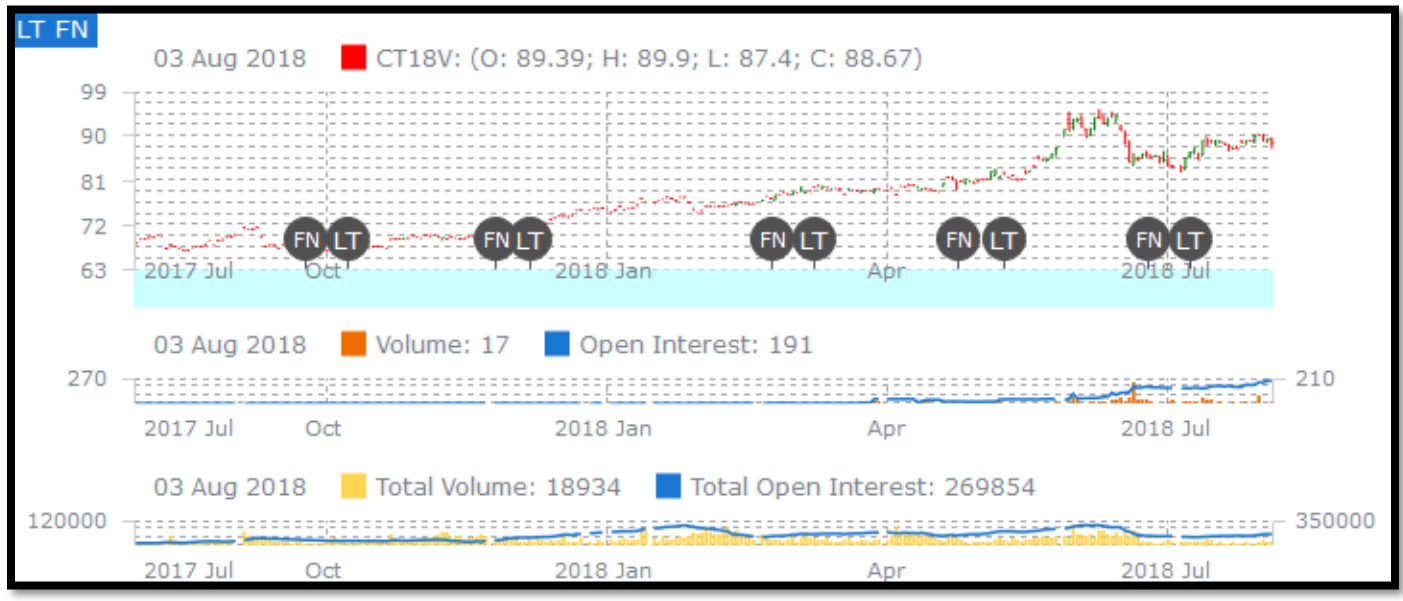


### Pakistan Spot Prices

In Pakistan raw cotton exports from the country during 11 months of current financial year grew by 32.66 percent as against the exports of the corresponding period of last year. According the latest data released by the Pakistan Bureau of Statistics, during the period from July-May, 2017-18, country exported about 34,969 metric tons of raw cotton as compared the exports of 25,349 metric tons last y

Karachi Spot Prices	Monthly Average Price as on		% Change
	02-Aug-18	26-Jul-18	
Prices	9261	9405	-1.53
Prices in Rs per 37.32 Kg			

### Technical Analysis of Cotton Future (Oct'18 Contract) at ICE

**Weekly Technical Outlook:**

- Candlesticks denote bearish movement in the market.
- Volume increased while Open Interest decreased.
- We expect cotton prices to remain sideways to firm in the coming week.

**Expected Price Range During Coming month**

Expected Trend	Expected Trading Band
Range bound to Bearish Momentum	85-95

**Expected Support and Resistance**

Support 1	Support 2	Resistance 1	Resistance 2
82.00	78.00	110.00	100.00

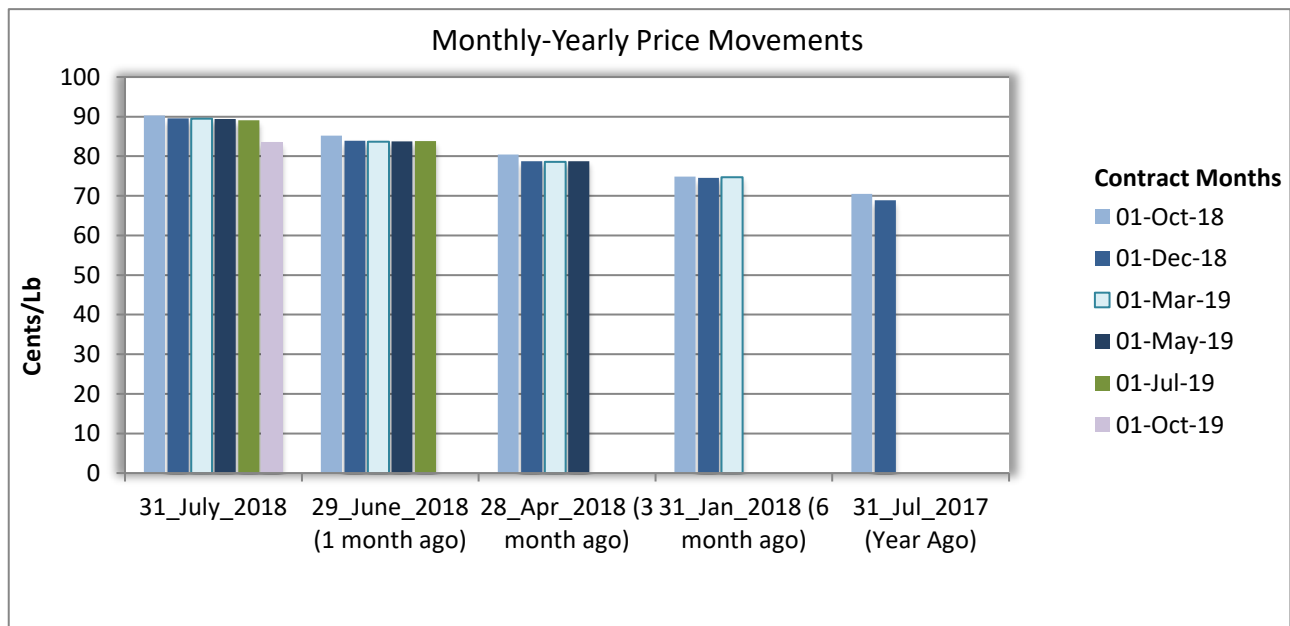
Figures in US cents/pound



## Cotton Future Prices at IC

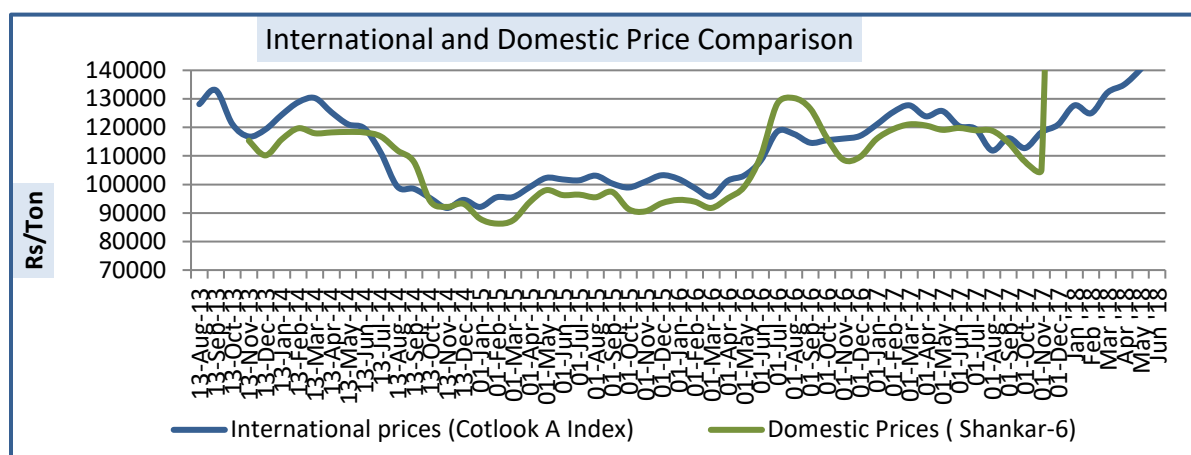
### Cotton Future Prices

Cotton Prices in Future Contract on ICE						Prices in cents/Lb	
Contracts	31_July_2018	29_June_2018 (1 month ago)	28_Apr_2018 (3 month ago)	31_Jan_2018 (6 month ago)	31_Jul_2017 (Year Ago)	% Change over a month	% Change over previous year
01-Oct-18	90.28	85.17	80.42	74.89	70.5	6.00	28.06
01-Dec-18	89.59	83.92	78.78	74.51	68.86	6.76	30.10
01-Mar-19	89.5	83.66	78.61	74.69		6.98	
01-May-19	89.39	83.72	78.72			6.77	
01-Jul-19	89.12	83.84				6.30	
01-Oct-19	83.53						





## International and Domestic Price Comparison



## Domestic Cotton Prices and Arrivals at Key Centers

### Cotton Prices at Key Spot Markets:

Commodity	Kapas		Weekly Average Prices (Rs./Quintal)		Change
			27th July to 03rd Aug 2018	20th to 26th July 2018	
State	Centre	Variety			
Gujarat	Ahmedabad	Shankar-6	NA	NA	-
	Gondal	Shankar-6	NA	5953	-
	Rajkot	B.T. Cotton	6345	6348	-3
	Patan	B.T. Cotton	NA	NA	-
	Kadi	B.T. Cotton	NA	NA	-
	Deesa	B.T. Cotton	NA	NA	-
	Dhrol	B.T. Cotton	NA	5955	-
Punjab	Fazilika	B.T. Cotton	NA	NR	-
	Muktsar	B.T. Cotton	NA	NR	-
Haryana	Bhiwani	B.T. Cotton	5850	5940	-90
	Bhiwani	Desi	NA	NA	-
	Adampur	B.T. Cotton	NA	NA	-
	Fatehabad	B.T. Cotton	5807	5851	-44
	Jind	B.T. Cotton	NA	NA	-
	Uchana	B.T. Cotton	NA	NA	-



	Dabwali	B.T. Cotton	NA	NA	-
Rajasthan	Hanumangarh	B.T. Cotton	NA	NA	-
	Rawatsar	B.T. Cotton	NA	NA	-
Madhya Pradesh	Khandwa	Mech-1	NA	NA	-
	Khargaon	Mech-1	NA	NA	-
Maharashtra	Amravati	Mech-1	NA	NA	-
	Jamner	Medium Staple	NA	NA	-
Uttar Pradesh	Hathras	B.T. Cotton	NA	NA	-
	Hathras	Desi	NA	NA	-
Telangana	Adilabad	Un-Ginned	4302	4320	-18
Andhra Pradesh	Guntur	Un-Ginned	NA	NA	-
	Kurnool	Un-Ginned	NA	NA	-
	Krishna	Un-Ginned	NA	NA	-
	East Godavari	Un-Ginned	NA	NA	-
Karnataka	Bijapur	Bunny	6521	6495	26
	Hubli	D.C.H.	4210	4776	-566
	Hubli	B.T. Cotton	NA	NA	-
	Raichur	H-44 Cotton	5890	5952	-62
Commodity	Lint		Prices (Rs./Maund of 37.32kg each)		Change
State	Centre	Variety	27th July to 03rd Aug 2018	20th to 26th July 2018	
Punjab	Bhatinda	J-34	4795	4838	-43
	Abohar	J-34	4798	4838	-40
	Mansa	J-34	4790	4826	-36
	Muktsar	J-34	NA	NA	-
	Fazilika	J-34	NA	NA	-
Haryana	Sirsa	J-34	4790	4828	-38
Rajasthan	Sri-Ganganagar	J-34	NA	NA	-



Commodity	Kapas		Weekly Sum Arrivals (Quintal)		Change
State	Centre	Variety	27th July to 03rd Aug 2018	20th to 26th July 2018	
Gujarat	Ahmedabad	Shankar-6	NA	NA	-
	Gondal	Shankar-6	NA	21	-
	Rajkot	B.T. Cotton	88NA	620	-
	Patan	B.T. Cotton	NA	NA	-
	Kadi	B.T. Cotton	NA	NA	-
	Deesa	B.T. Cotton	NA	NA	-
	Dhrol	B.T. Cotton	NA	6	-
Punjab	Fazilika	B.T. Cotton	NA	NA	-
	Muktsar	B.T. Cotton	NA	NA	-
Haryana	Bhiwani	B.T. Cotton	55NA	800	-
	Bhiwani	Desi	NA	NA	-
	Adampur	B.T. Cotton	NA	NA	-
	Fatehabad	B.T. Cotton	17NA	360	-
	Jind	B.T. Cotton	NA	NA	-
	Uchana	B.T. Cotton	NA	NA	-
	Dabwali	B.T. Cotton	NA	NA	-
Rajasthan	Hanumangarh	B.T. Cotton	NA	NA	-
	Rawatsar	B.T. Cotton	NA	NA	-
Madhya Pradesh	Khandwa	Mech-1	NA	NA	-
	Khargaon	Mech-1	NA	NA	-
Maharashtra	Amravati	Mech-1	NA	NA	-
	Jamner	Medium Staple	NA	NA	-
Uttar Pradesh	Hathras	B.T. Cotton	NA	NA	-
	Hathras	Desi	NA	NA	-
Telangana	Adilabad	Un-Ginned	NA	NA	-
Andhra Pradesh	Guntur	Un-Ginned	NA	NA	-
	Kurnool	Un-Ginned	NA	NA	-
	Krishna	Un-Ginned	NA	NA	-
	East Godavari	Un-Ginned	NA	NA	-
Karnataka	Bijapur	Bunny	1342	629	713
	Hubli	D.C.H.	6	20	-14



	Hubli	B.T. Cotton	NA	NA	-
	Raichur	H-44 Cotton	127	329	-202
Commodity	Lint		Weekly Sum Arrivals (Quintal)		Change
State	Centre	Variety	27th July to 03rd Aug 2018	20th to 26th July 2018	
Punjab	Bhatinda	J-34	NA	NA	-
	Abohar	J-34	NA	NA	-
	Mansa	J-34	NA	NA	-
Haryana	Sirsa	J-34	NA	NA	-
Rajasthan	Sri-Ganganagar	J-34	NA	NA	-

#### Cotton Association of India Spot Rates:

Trade Name	Staple	Micronaire	Strength/ GPT	Weekly Average Prices		+/- Change
				26th July to 01st August 2018	19th to 25th July 2018	
Bengal Deshi (RG)/Assam Comilla (101)	Below 22mm	5.0 - 7.0	15	44800	44800	Unch
Bengal Deshi (SG)(201)	Below 22mm	5.0 - 7.0	15	45300	45300	Unch
J-34(202)	26mm	3.5 - 4.9	23	45967	46200	-233
H-4/ MECH-1(105)	28mm	3.5 - 4.9	27	45500	44800	700
Shankar-6(105)	29mm	3.5 - 4.9	28	48150	47833	317
Bunny/ Brahma(105)	31mm	3.5 - 4.9	30	48967	48750	217
MCU-5/ Surabhi(106)	32mm	3.3 - 4.9	31	50700	50617	83
DCH-32(107)	34mm	3.0 - 3.8	33	62083	61717	367

#### Week on Week Price: Scenario of Cotton:

Commodity	Kapas		Today	Week Ago	Month Ago	Year Ago
State	Centre	Variety	02-Aug-18	26-Jul-18	03-Jul-18	02-Aug-17
Gujarat	Ahmedabad	Shankar-6	NA	NA	6125	0
	Gondal	Shankar-6	NA	NA	NR	5215
	Rajkot	B.T. Cotton	6425	NR	6105	5335
	Patan	B.T. Cotton	NA	NA	0	0





	Kadi	B.T. Cotton	NA	NA	0	0
	Deesa	B.T. Cotton	NA	NA	0	0
	Dhrol	B.T. Cotton	NA	NA	5600	4630
Punjab	Fazilika	B.T. Cotton	NR	NR	0	0
	Muktsar	B.T. Cotton	NR	NR	0	0
Haryana	Bhiwani	B.T. Cotton	5850	5850	5900	5200
	Bhiwani	Desi	NA	NA	0	0
	Adampur	B.T. Cotton	NA	NA	0	0
	Fatehabad	B.T. Cotton	5810	5900	5810	0
	Jind	B.T. Cotton	NA	NA	0	0
	Uchana	B.T. Cotton	NA	NA	0	0
	Dabwali	B.T. Cotton	NA	NA	0	0
Rajasthan	Hanumangarh	B.T. Cotton	NA	NA	0	0
	Rawatsar	B.T. Cotton	NA	NA	0	0
Madhya Pradesh	Khandwa	Mech-1	NA	NA	0	0
	Khargaon	Mech-1	NA	NA	0	0
Maharashtra	Amravati	Mech-1	NA	NA	0	0
	Jamner	Medium Staple	NA	NA	0	0
Uttar Pradesh	Hathras	B.T. Cotton	NA	NA	0	4525
	Hathras	Desi	NA	NA	0	4200
Telangana	Adilabad	Un-Ginned	4320	4320	4230	4800
Andhra Pradesh	Guntur	Un-Ginned	NA	NA	0	0
	Kurnool	Un-Ginned	NA	NA	0	0
	Krishna	Un-Ginned	NA	NA	0	5250
	East Godavari	Un-Ginned	NA	NA	0	4350
Karnataka	Bijapur	Bunny	6600	6510	6149	5669
	Hubli	D.C.H.	NR	5201	3800	0
	Hubli	B.T. Cotton	NR	NR	0	0
	Raichur	H-44 Cotton	6011	6050	5750	5435
Commodity	Lint		Today	Week Ago	Month Ago	Year Ago
State	Centre	Variety	02-Aug-18	26-Jul-18	03-Jul-18	02-Aug-17
Punjab	Bhatinda	J-34	4805	4830	4810	4465
	Abohar	J-34	4805	4820	4810	4480



	Mansa	J-34	4800	4800	4790	0
	Muktsar	J-34	NR	NR	0	0
	Fazilika	J-34	NR	NR	0	0
<b>Haryana</b>	Sirsa	J-34	4800	4820	4800	4450
<b>Rajasthan</b>	Sri-Ganganagar	J-34	NA	NA	0	0

### Cotton Arrivals in Key Centers:

Commodity	Kapas		Arrivals (Quintal)	Arrivals (Quintal)	Arrivals (Quintal)	Arrivals (Quintal)
State	Centre	Variety	02-Aug-18	26-Jul-18	03-Jul-18	02-Aug-17
<b>Gujarat</b>	Ahmedabad	Shankar-6	NA	NA	3400	0
	Gondal	Shankar-6	NA	NA	NR	348
	Rajkot	B.T. Cotton	280	NR	350	900
	Patan	B.T. Cotton	NA	NA	0	0
	Kadi	B.T. Cotton	NA	NA	0	0
	Deesa	B.T. Cotton	NA	NA	0	0
	Dhrol	B.T. Cotton	NA	NA	1	5
<b>Punjab</b>	Fazilika	B.T. Cotton	NR	NR	0	0
	Muktsar	B.T. Cotton	NR	NR	0	0
<b>Haryana</b>	Bhiwani	B.T. Cotton	200	400	200	0
	Bhiwani	Desi	NA	NA	0	0
	Adampur	B.T. Cotton	NA	NA	0	0
	Fatehabad	B.T. Cotton	25	50	60	0
	Jind	B.T. Cotton	NA	NA	0	0
	Uchana	B.T. Cotton	NA	NA	0	0
	Dabwali	B.T. Cotton	NA	NA	0	0
<b>Rajasthan</b>	Hanumangarh	B.T. Cotton	NA	NA	0	0
	Rawatsar	B.T. Cotton	NA	NA	0	0
<b>Madhya Pradesh</b>	Khandwa	Mech-1	NA	NA	0	0
	Khargaon	Mech-1	NA	NA	0	0
<b>Maharashtra</b>	Amravati	Mech-1	NA	NA	0	0
	Jamner	Medium Staple	NA	NA	0	0
<b>Uttar Pradesh</b>	Hathras	B.T. Cotton	NA	NA	0	60
	Hathras	Desi	NA	NA	0	25



<b>Telangana</b>	Adilabad	Un-Ginned	NA	NA	0	0
<b>Andhra Pradesh</b>	Guntur	Un-Ginned	NA	NA	0	0
	Kurnool	Un-Ginned	NA	NA	0	0
	Krishna	Un-Ginned	NA	NA	0	0
	East Godavari	Un-Ginned	NA	NA	0	0
<b>Karnataka</b>	Bijapur	Bunny	298	150	652	466
	Hubli	D.C.H.	NR	10	2	0
	Hubli	B.T. Cotton	NR	NR	0	0
	Raichur	H-44 Cotton	30	67	195	15
<b>Commodity</b>	<b>Lint</b>		<b>Arrivals (Quintal)</b>	<b>Arrivals (Quintal)</b>	<b>Arrivals (Quintal)</b>	<b>Arrivals (Quintal)</b>
<b>State</b>	<b>Centre</b>	<b>Variety</b>	<b>02-Aug-18</b>	<b>26-Jul-18</b>	<b>03-Jul-18</b>	<b>02-Aug-17</b>
<b>Punjab</b>	Bhatinda	J-34	NA	NA	0	0
	Abohar	J-34	NA	NA	0	0
	Mansa	J-34	NA	NA	0	0
<b>Haryana</b>	Sirsa	J-34	NA	NA	51	0
<b>Rajasthan</b>	Sri-Ganganagar	J-34	NA	NA	0	0