

Domestic market summary

Domestic market Scenario: Cotton spot markets noticed firm during the week. Average price of Lint at Sirsa during the week was Rs.4798 per maund (of 37.32 Kg each), compared to the previous week price of Rs 4793. Cotton fiber (Shankar-6) prices noticed slightly firm this week Average price was Rs 48216 per candy (of 355.6 kg each) during the week, which was Rs 48183 per candy previous week.

Weekly Price Outlook : In the coming week we expect Kapas price to remain to firm with the price band of Rs 5800-6400per quintal in the Rajkot market. Lint price at Sirsa is likely to be in range of Rs 4000-5000 per maund.

Major Market Highlights:

- Cotton spot market prices traded firm on lower supplies and bullish cues from overseas market. On reports of erratic rains in Gujarat and Maharashtra Moreover, reports of pest attack and increase in MSP by government may keep supporting the prices.
- Incidents of pink bollworm have been reported from Maharashtra, Andhra Pradesh and Telangana states.
- Cotton acreage till last week was down by 4% on year to 109.8lakh ha compared to 114.3 lakh ha last year, according to the farm ministry data.
- Looking at shortfall in rains in Gujarat, Maharashtra and some southern states, there is scope to believe cotton output should fall at least 5-10%. As per the preliminary estimates by Agriwatch, cotton output in country during the season 2018-19 would be around 353 lakh bales (of 170 kg each) which is lower compared to last year production of 365 lakh bales. For the current cotton year that ends in September, the Cotton Advisory Board has pegged the number at 37.0 mln bales.
- India doubled the import tax on more than 300 textile products to 20 percent on last week as the world's biggest producer of cotton tries to curb rising imports from China. It was the second tax hike on textiles in as many months after an increase on other products including fiber and apparels last month. The moves are expected to provide relief to the domestic textile industry, which has been hit by cheaper imports. India's total textile imports jumped by 16 percent to a record \$7 billion in the fiscal year to March 2018.
- Northern Maharashtra and western Madhya Pradesh have enough moisture to maintain aggressive summer crop growth during the coming week. Rainfall during the second week of the outlook will be important for restoring soil moisture and a few areas may not receive enough rain to significantly improve the moisture profile. Crop conditions in eastern Rajasthan will remain favorable during the next two weeks as long as timely rain returns during the second week. Gujarat and the remaining portions of Rajasthan will continue to dry significantly raising crop stress and some concern over long term production potentials.
- According to State Agricultural Department and trade sources, the Pink Bollworm and sucking pests have been reported in cotton crop at below ETL in the districts of Krishna, Kadapa Ananthapuram and Kurnool districts of Andhra Pradesh.



- North India cotton season starting early one month than all other region in India. In Punjab, Haryana and Rajasthan harvesting will begin in end of August or September month and other cotton growing states like Gujarat, Maharastra, MP, Telanagana, Karnataka and Andhra Pradesh will start in October month. Till now there is no pest attack on cotton crop and crop is at healthy stage.

Domestic Cotton Balance sheet

Supply	2016-17	2017-18	2018-19
Opening Stock	36.5	30	20
Production	337.25	365	353
Imports	27	15	27
Total Supply	400.75	410	400
Demand			
Mill	265	275	280
Small mill	27	30	35
Non Mill	15.75	15	20
Total Consumption	307.75	320	335
Exports	63	70	60
Total Consumption	370.75	390	390
Ending Stocks	30	20	10

Source: Agriwatch & CAI

Balance Sheet Highlight (2017-18):

As per the latest estimates by Agriwatch, cotton output in country during the season 2018-19 would be around 353 lakh bales (of 170 kg each) which is lower compared to production of last season.

Following lower production, imports will rise marginally to 27 lakh bales compared to 15 lakh bales in previous season.

Due to lower opening stock imports, and lower production of cotton availability would be standing lower this season at 400 lakh bales compared to 410 lakh bales during the previous season.

Total domestic consumption (Including mill, small mill and non-mill consumption) would be around 335 lakh bales compared to 320 lakh bales during the previous season.

Cotton exports are expected to remain lower as that of previous year. It is expected that country would export around 60 lakh bales of cotton in the season 2017-18.

Ending stocks are expected to be around 10 lakh bales, it is lower compared to the ending stocks of previous season.



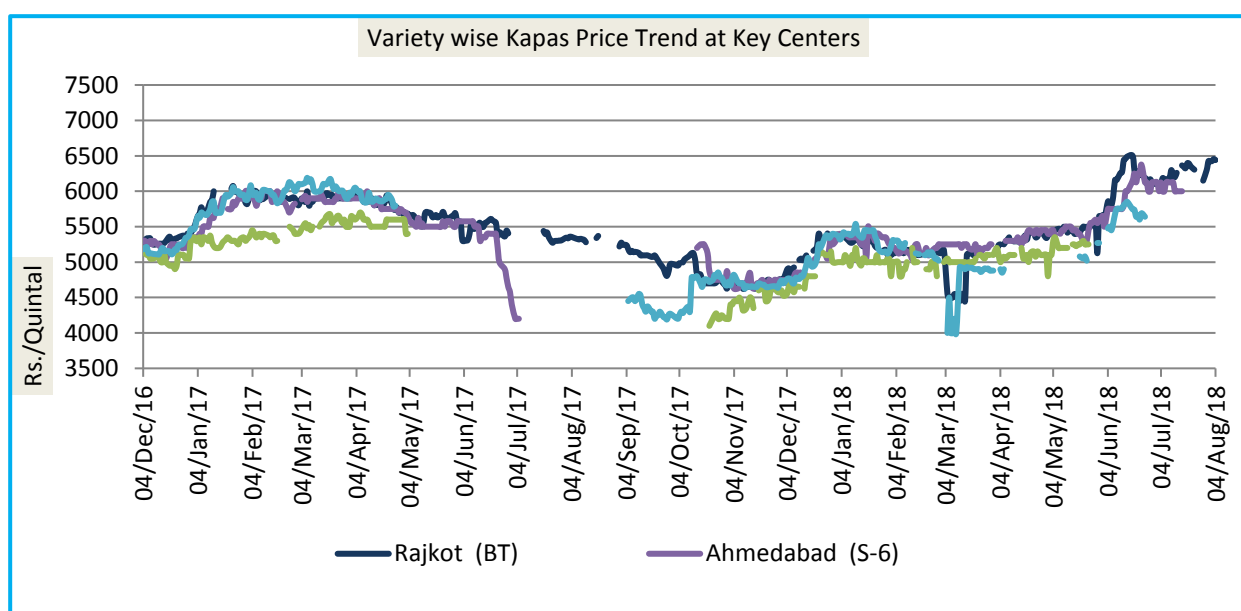
Domestic Cotton Prices Scenario

Domestic Cotton Prices Scenario

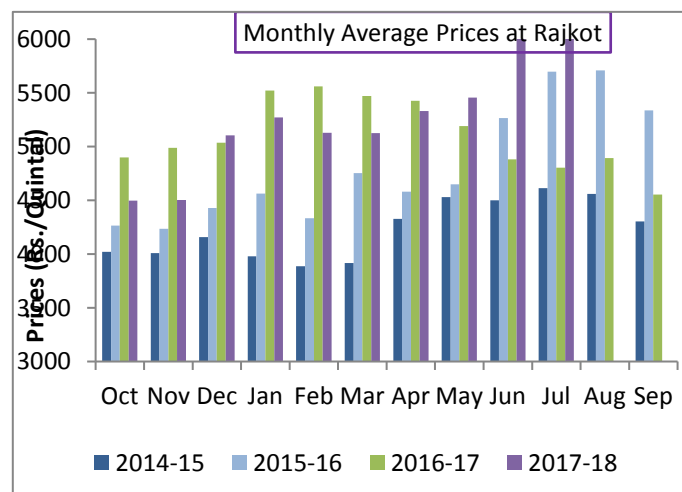
Kapas (Raw Cotton) Weekly Price Scenario

Weekly Price Review: Weekly kapas average price at Rajkot rose is Rs 6477/quintal this week.

Weekly Price Outlook: Kapas prices are expected to remain range-bound to firm in coming days. The expected range for Kapas at Rajkot is Rs 5500-6500 per quintal for the coming week.



Kapas Monthly M-o-M Price Scenario



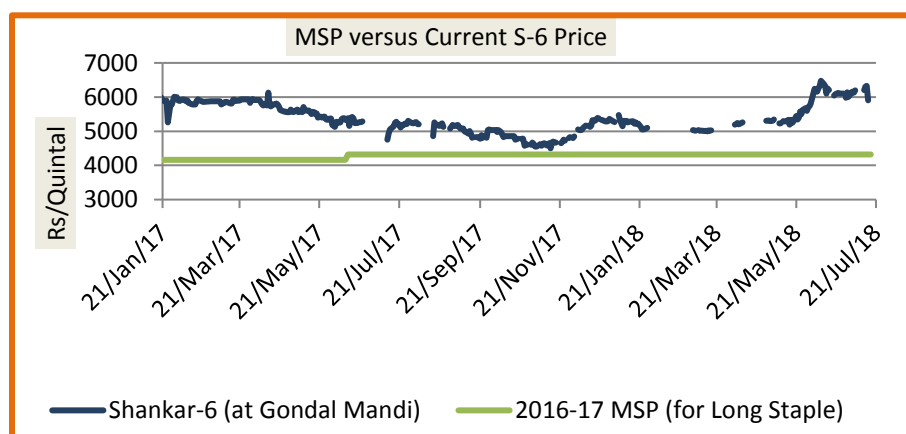
Kapas(seed cotton) prices in country noticed firm tone during the July month when compared to the previous month, and the same is ruling higher compared to the prices during the corresponding month of the previous season.

Monthly average price of Kapas at Rajkot remained Rs.6253 per quintal during May, which was Rs. 6136 during previous month and Rs. 5320 per quintal during the corresponding month last year. We expect Kapas prices to remain to firm in the coming month. The expected price range for Aug month is likely to be Rs

5500-6500 per quintal.



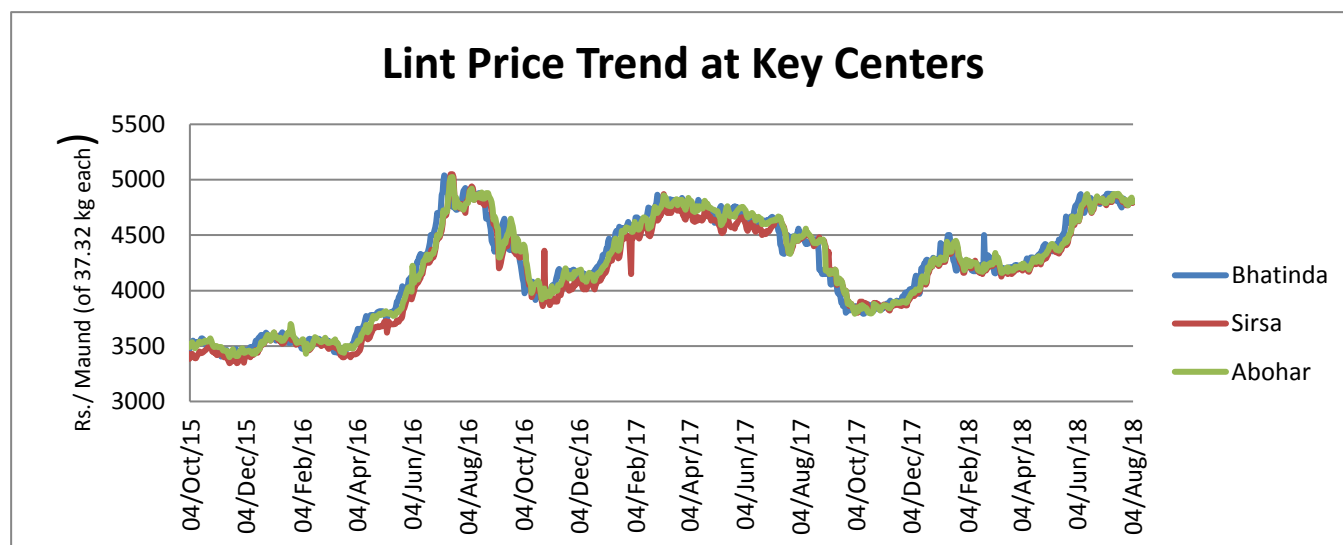
Spot Price versus MSP



The Kapas prices are ruling above the MSP so far. The gap between the two prices has increased this 4TH week of July. The average gap between the prices was Rs1960 compared to Rs 1800 a week earlier. This indicates prices are increasing. (With limited arrivals market is closed)

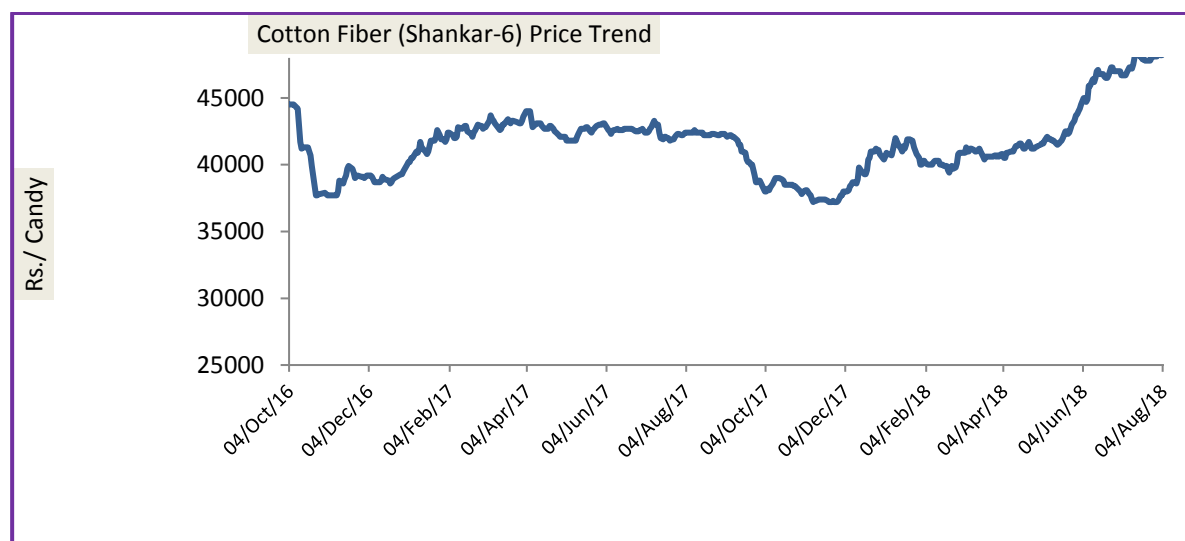
Lint price Outlook

Lint prices remained slightly firm during the week owing to tight tone prevailing in market. Weekly average price of Lint at Sirsa remained Rs.4798 per maund of 37.32 kg each, slightly higher compared to the previous week price of Rs. 4793 per maund.



Cotton Fiber price Outlook

Cotton fiber noticed up trend in this week compared to the previous week amid good demand in domestic and international market weekly average prices noticed slightly firm this week Average price was Rs 48216 per candy (of 355.6 kg each) during the week, which was Rs 48183 per candy previous week. and around Rs 42400 per candy during the corresponding week previous season. We expect cotton fiber to remain in range of Rs 45000 -49000 per candy in the coming week candy.

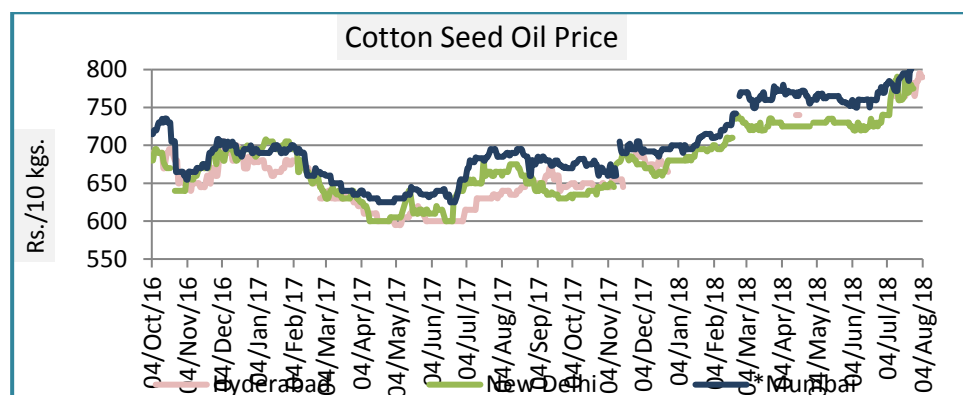


Cotton Seed Oil and Cotton Seed Oil Cake

Cotton Seed Oil monthly Price Scenario

Cotton seed oil price noticed firm tone during the week. Weekly average price in New Delhi is Rs 778 per 10 Kg, higher compared to the weekly average price of Rs 776 per 10 Kg in previous week.

Centers	Weekly Average Price as on (Rs/10 kg.)		% Change
	9-Aug-18	2-Aug-18	
New Delhi	778	776	0.26
Rajkot	799.16	799	0.02
Hyderabad	790	784	0.77
Mumbai*	814	800	1.75

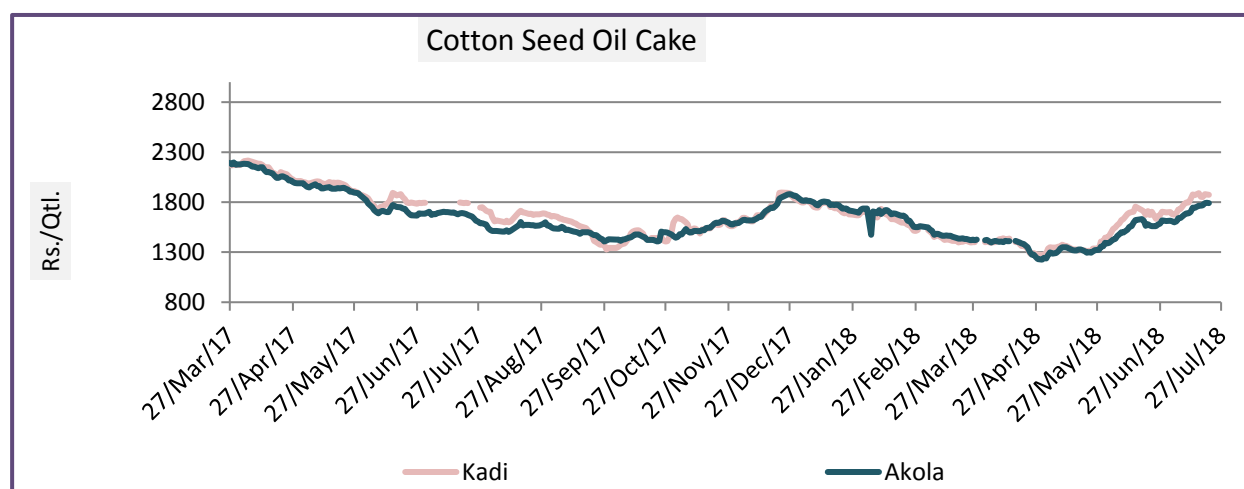




Cotton Seed Oil Cake weekly Price Scenario

Cotton seed oil cake price noticed weak tone during this week. Weekly average price in Akola remained Rs 1790 per quintal, lower compared to the weekly average price of Rs 1822 per quintal in the previous week.

Centers	Weekly Average Price as on (Rs/quintal.)*		% Change
	09-Aug-18	02-Aug-18	
Kadi	1864	1897	-1.74
Akola	1790	1822	-1.76
*Source: NCDEX			



International Market Scenario

International cotton prices remained weak during the week. Cotlook A index weekly average stood 98.01 at cents/pound this week, which was 98.49 cents/pound during last week

Major Market Highlights:

- This month's 2018/19 U.S. cotton forecast includes higher beginning stocks, production, exports, and ending stocks relative to last month. Production for the 2018 crop is raised 4 percent to 19.2 million bales, on this season's first survey-based production forecast. Beginning stocks are raised 0.4 million bales due to lower-than-expected 2017/18, exports are 0.5 million bales higher, at 15.5 million bales. Ending stocks are 0.6 million bales higher this month. Projected world 2018/19 ending stocks are down 1 percent this month, due



to a combination of lower beginning stocks and higher consumption offsetting higher production. Beginning stocks are reduced 0.45 million bales, reflecting both lower production and higher consumption estimates for 2017/18. Production in 2018/19 is increased 0.4 million bales, with higher expected crops in the United States, Argentina, and Turkey offsetting reduced crops in Uzbekistan, Australia, and Turkmenistan. Consumption is raised 660,000 bales, led by a 300,000-bale increase for Pakistan, with smaller increases in Indonesia, Turkey, and other countries.

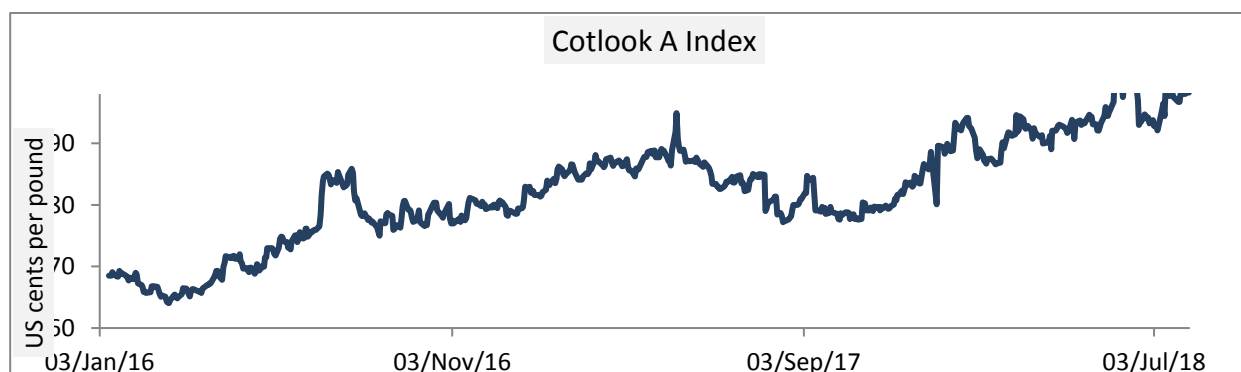
- ICE cotton futures fell more than 2 percent to hit a one-month low on Friday, as USDA surprised the trade with higher crop data. The 2018 crop was increased from 18.50 million to 19.20 million. The government increased beginning stocks 0.4 million bales, increased the crop by 0.74 million bales, but also increased export by 0.5 million bales. Thus, the net result, a carryout jump of 0.6 million bales, moving from July's 4.0 million to the current to 4.60 million. World ending stocks did fall some 740,000 bales, from 77.84 million to 77.10 million.
- In Pakistan farmers and ginneries are expecting cotton production of around 11 million bales this crop year against the official target of over 14 million due to poor quality seeds, late sowing, water shortage and low acreage in high-yielding region.

Pakistan Central Cotton Committee data showed that the cotton sowing target of 2.95 million hectares has already been missed by around 10 percent as sowing could be completed at 2.66 million hectares of land. Punjab marginally remained short of target of 2.31 million hectares by planting cotton at 2.29 million hectares.

Cotlook A Index

Cotlook A index remained weak during the week.

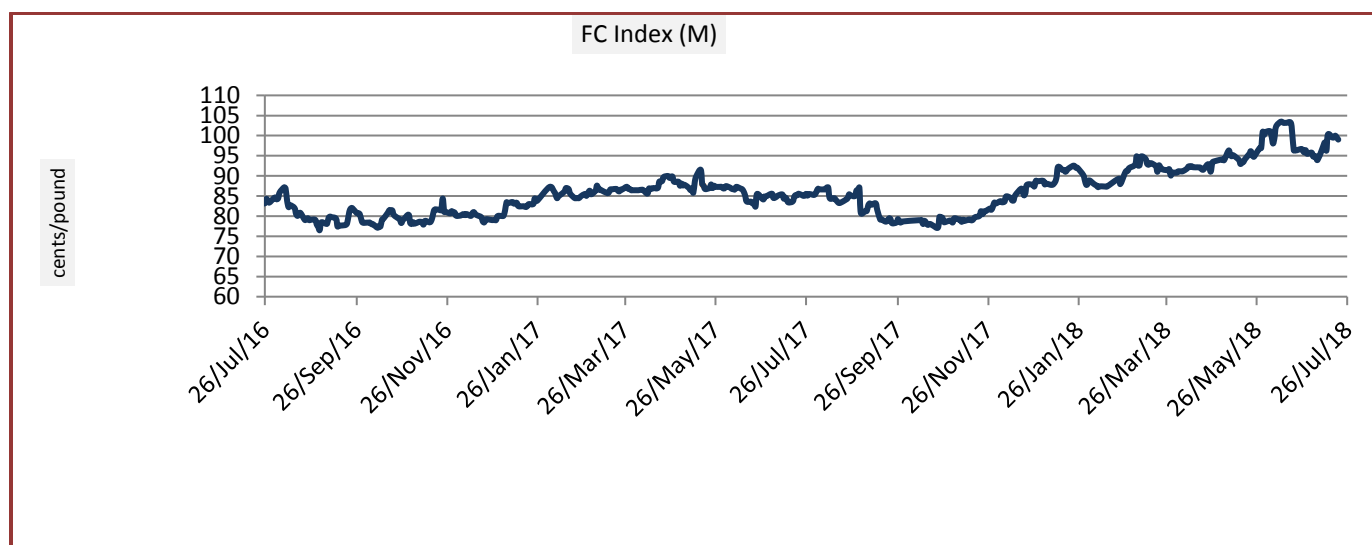
Cotlook A Index	Weekly Average Price as on		% Change
	09-Aug-18	02-Aug-18	
Prices	98.01	98.49	-0.49
Prices in US cents per Pound			



China Cotton Index and Foreign Cotton Index

According to the National Bureau of Statistics, cotton production in China declined by 4.6 per cent in 2017 to 5.34 million tons compared to the previous year. Production has declined amid decline in acreage and yields. Acreage has declined by 11.1 per cent to 3.38 million hectares. Yields of cotton declined by 260,000 tons to 5.34 million tons. In 2017, China's cotton yarn import declined by 30 per cent y-o-y to 960 mkg worth US\$2430 million. According to report released by www.yarnsandfibers.com (YarnsandFibers), imports from India declined by 49 per cent to US\$560 million for 231 mkg. Price-wise, Pakistan was the cheapest supplier of cotton yarn for China, followed by India and then by Vietnam.

Cotton Index	Monthly Average Price as on		% Change
	09-Aug-18	02-Aug-18	
FC (S)	101.96	102.68	-0.70
FC (M)	98.52	99.55	-1.03
FC (L)	96.71	97.91	-1.23
Prices in US cents per Pound			



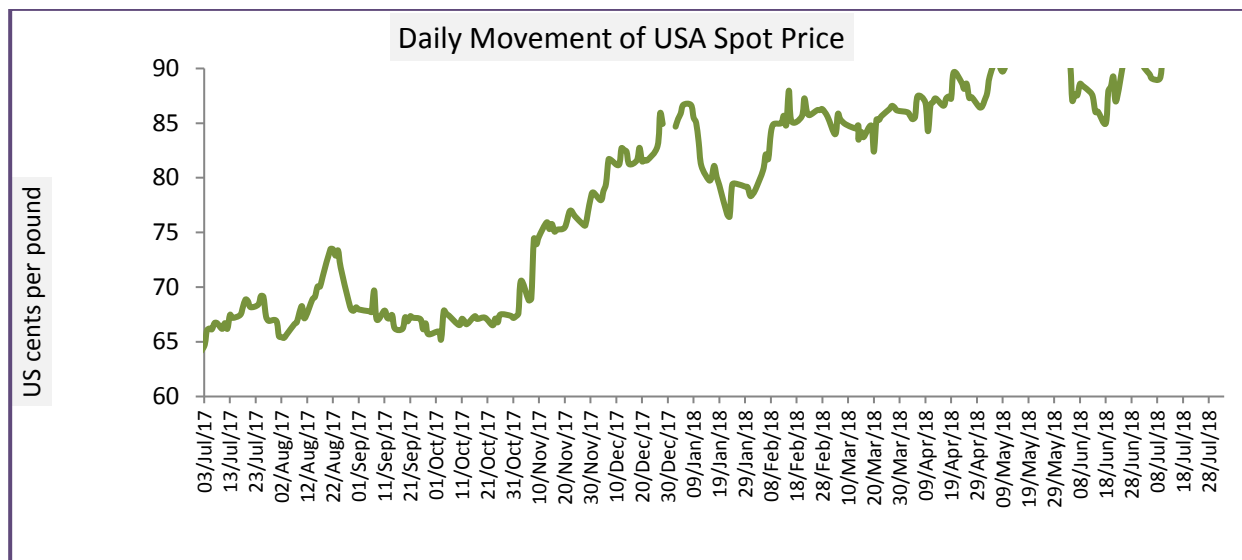
China Index remained slightly firm during the Week. CC Index (328) remained 16245 Yuan per ton during the week. Average was 16206 Yuan per ton during previous week.

Cotton Index	Monthly Average Price as on		% Change
	09-Aug-18	02-Aug-18	
CCIndex(328)	16245	16206	0.24
CCIndex(527)	15078	15048	0.20
CCIndex(229)	16923	16872	0.30
Prices in Yuan per ton			

USA Spot Prices

As per the United States Department of Agriculture (USDA) estimates, India has surpassed China's cotton production to become the largest cotton producing country with 365 lakh bales of production. India is followed by China (353 lakh bales), the U.S. (273 lakh bales), Pakistan (105 lakh bales) and Brazil (103 lakh bales).

USA Spot Prices	Monthly Average Price as on		% Change
	09-Aug-18	02-Aug-18	
Prices	89.8	91.31	-1.65
Prices in US cents per Pound			



Pakistan Spot Prices

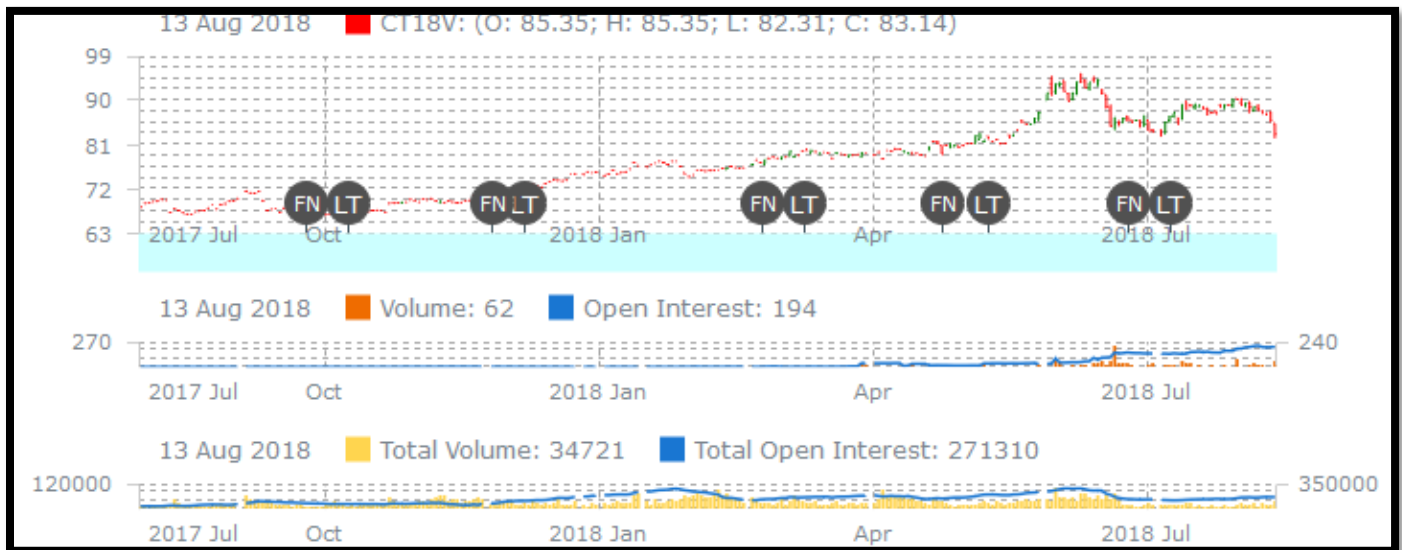
In Pakistan raw cotton exports from the country during 11 months of current financial year grew by 32.66 percent as against the exports of the corresponding period of last year. According the latest data released by the Pakistan Bureau of Statistics, during the period from July-May, 2017-18, country exported about 34,969 metric tons of raw cotton as compared the exports of 25,349 metric tons last y

Karachi Spot Prices	Monthly Average Price as on		% Change
	06-Aug-18	02-Aug-18	
Prices	9351	9261	0.97
Prices in Rs per 37.32 Kg			



Technical Analysis of Cotton Future (Oct'18 Contract) at ICE

Weekly Technical Outlook:



- Candlesticks denote bearish movement in the market.
- Volume increased while Open Interest decreased.
- We expect cotton prices to remain sideways to firm in the coming week.

Expected Price Range During Coming month

Expected Trend	Expected Trading Band
Range bound to Bearish Momentum	80-85

Expected Support and Resistance

Support 1	Support 2	Resistance 1	Resistance 2
82.00	78.00	110.00	100.00

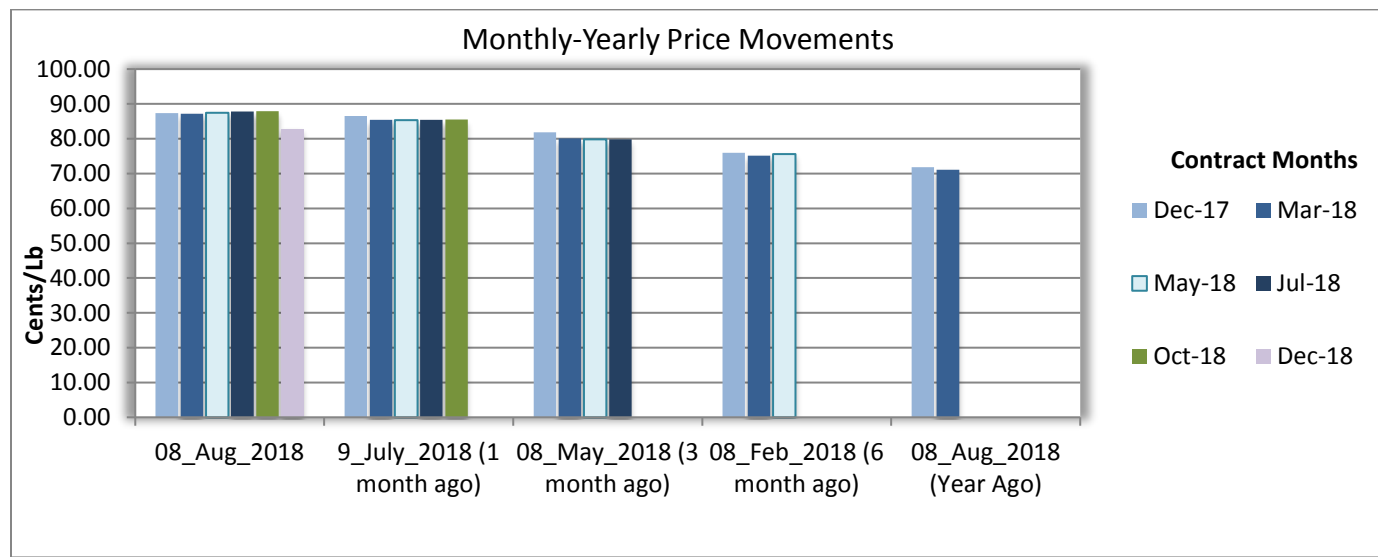
Figures in US cents/pound



Cotton Future Prices at IC

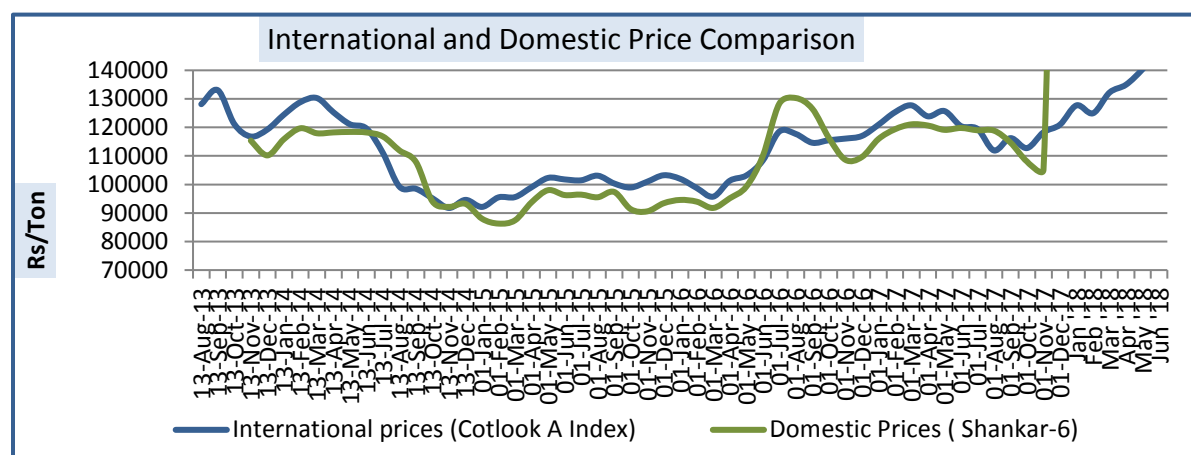
Cotton Future Prices

Contracts	08_Aug_2018	9_July_2018 (1 month ago)	08_May_2018 (3 month ago)	08_Feb_2018 (6 month ago)	08_Aug_2018 (Year Ago)	% Change over a month	% Change over previous year
Oct-18	87.39	86.58	81.85	75.98	71.82	0.94	21.68
Dec-18	87.18	85.47	80.10	75.17	71.11	2.00	22.60
Mar-19	87.47	85.36	79.83	75.59		2.47	
May-19	87.81	85.48	79.80			2.73	
Jul-19	87.89	85.49				2.81	
Oct-19	82.89						





International and Domestic Price Comparison



Domestic Cotton Prices and Arrivals at Key Centers

Cotton Prices at Key Spot Markets:

Commodity	Kapas		Weekly Average Prices (Rs./Quintal)		Change
			03rd Aug to 09 th Aug 2018	27th July to 03rd Aug 2018	
State	Centre	Variety			
Gujarat	Ahmedabad	Shankar-6	NA	NA	-
	Gondal	Shankar-6	NA	NA	-
	Rajkot	B.T. Cotton	6477	6345	132
	Patan	B.T. Cotton	NA	NA	-
	Kadi	B.T. Cotton	NA	NA	-
	Deesa	B.T. Cotton	NA	NA	-
	Dhrol	B.T. Cotton	NA	NA	-
Punjab	Fazilika	B.T. Cotton	NA	NA	-
	Muktsar	B.T. Cotton	NA	NA	-
Haryana	Bhiwani	B.T. Cotton	5850	5850	Unch
	Bhiwani	Desi	NA	NA	-
	Adampur	B.T. Cotton	NA	NA	-
	Fatehabad	B.T. Cotton	5807	5807	Unch
	Jind	B.T. Cotton	NA	NA	-
	Uchana	B.T. Cotton	NA	NA	-
	Dabwali	B.T. Cotton	NA	NA	-



Rajasthan	Hanumangarh	B.T. Cotton	NA	NA	-
	Rawatsar	B.T. Cotton	NA	NA	-
Madhya Pradesh	Khandwa	Mech-1	NA	NA	-
	Khargaon	Mech-1	NA	NA	-
Maharashtra	Amravati	Mech-1	NA	NA	-
	Jamner	Medium Staple	NA	NA	-
Uttar Pradesh	Hathras	B.T. Cotton	NA	NA	-
	Hathras	Desi	NA	NA	-
Telangana	Adilabad	Un-Ginned	4320	4302	18
Andhra Pradesh	Guntur	Un-Ginned	NA	NA	-
	Kurnool	Un-Ginned	NA	NA	-
	Krishna	Un-Ginned	NA	NA	-
	East Godavari	Un-Ginned	NA	NA	-
Karnataka	Bijapur	Bunny	6253	6521	-268
	Hubli	D.C.H.	4210	4776	-566
	Hubli	B.T. Cotton	NA	NA	-
	Raichur	H-44 Cotton	5890	5952	-62
Commodity	Lint		Prices (Rs./Maund of 37.32kg each)		Change
State	Centre	Variety	03rd Aug to 09 th Aug 2018	27th July to 03rd Aug 2018	
Punjab	Bhatinda	J-34	4810	4795	15
	Abohar	J-34	4816	4798	18
	Mansa	J-34	4800	4790	10
	Muktsar	J-34	NA	NA	-
	Fazilika	J-34	NA	NA	-
Haryana	Sirsa	J-34	4798	4790	8
Rajasthan	Sri-Ganganagar	J-34	NA	NA	-

Cotton Arrivals in Key Centers:

Commodity	Kapas		Weekly Sum Arrivals (Quintal)		Change
State	Centre	Variety	03rd Aug to 09 th Aug 2018	27th July to 03rd Aug 2018	
Gujarat	Ahmedabad	Shankar-6	NA	NA	-



	Gondal	Shankar-6	NA	NA	-
	Rajkot	B.T. Cotton	286	188	98
	Patan	B.T. Cotton	NA	NA	-
	Kadi	B.T. Cotton	NA	NA	-
	Deesa	B.T. Cotton	NA	NA	-
	Dhrol	B.T. Cotton	NA	NA	-
Punjab	Fazilika	B.T. Cotton	NA	NA	-
	Muktsar	B.T. Cotton	NA	NA	-
Haryana	Bhiwani	B.T. Cotton	100	55	45
	Bhiwani	Desi	NA	NA	-
	Adampur	B.T. Cotton	NA	NA	-
	Fatehabad	B.T. Cotton	NA	NA	-
	Jind	B.T. Cotton	NA	NA	-
	Uchana	B.T. Cotton	NA	NA	-
	Dabwali	B.T. Cotton	NA	NA	-
Rajasthan	Hanumangarh	B.T. Cotton	NA	NA	-
	Rawatsar	B.T. Cotton	NA	NA	-
Madhya Pradesh	Khandwa	Mech-1	NA	NA	-
	Khargaon	Mech-1	NA	NA	-
Maharashtra	Amravati	Mech-1	NA	NA	-
	Jamner	Medium Staple	NA	NA	-
Uttar Pradesh	Hathras	B.T. Cotton	NA	NA	-
	Hathras	Desi	NA	NA	-
Telangana	Adilabad	Un-Ginned	NA	NA	-
Andhra Pradesh	Guntur	Un-Ginned	NA	NA	-
	Kurnool	Un-Ginned	NA	NA	-
	Krishna	Un-Ginned	NA	NA	-
	East Godavari	Un-Ginned	NA	NA	-
Karnataka	Bijapur	Bunny	205	205	Unch
	Hubli	D.C.H.	6	6	-14
	Hubli	B.T. Cotton	NA	NA	-
	Raichur	H-44 Cotton	127	127	Unch
Commodity	Lint		Weekly Sum Arrivals (Quintal)		Change



State	Centre	Variety	03rd Aug to 09 th Aug 2018	27th July to 03rd Aug 2018	
Punjab	Bhatinda	J-34	NA	NA	-
	Abohar	J-34	NA	NA	-
	Mansa	J-34	NA	NA	-
Haryana	Sirsa	J-34	NA	NA	-
Rajasthan	Sri-Ganganagar	J-34	NA	NA	-

Cotton Association of India Spot Rates:

Trade Name	Staple	Micronaire	Strength/ GPT	Weekly Average Prices		+/- Change
				03rd Aug to 09 th Aug 2018	27th July to 03rd Aug 2018	
Bengal Deshi (RG)/Assam Comilla (101)	Below 22mm	5.0 - 7.0	15	44800	44800	Unch
Bengal Deshi (SG)(201)	Below 22mm	5.0 - 7.0	15	45300	45300	Unch
J-34(202)	26mm	3.5 - 4.9	23	45933	45967	-34
H-4/ MECH-1(105)	28mm	3.5 – 4.9	27	45500	45500	Unch
Shankar-6(105)	29mm	3.5 – 4.9	28	48216	48150	66
Bunny/ Brahma(105)	31mm	3.5 - 4.9	30	49333	48967	366
MCU-5/ Surabhi(106)	32mm	3.3 - 4.9	31	51233	50700	533
DCH-32(107)	34mm	3.0 - 3.8	33	62533	62083	450

Week on Week Price: Scenario of Cotton:

Commodity	Kapas		Today	Week Ago	Month Ago	Year Ago
State	Centre	Variety	09-Aug-18	02-Aug-18	09-Jul-18	09-Aug-17
Gujarat	Ahmedabad	Shankar-6	NA	NA	6125	0
	Gondal	Shankar-6	NA	NA	NR	5215
	Rajkot	B.T. Cotton	6477	6425	6105	5335
	Patan	B.T. Cotton	NA	NA	0	0
	Kadi	B.T. Cotton	NA	NA	0	0
	Deesa	B.T. Cotton	NA	NA	0	0
	Dhrol	B.T. Cotton	NA	NA	5600	4630
Punjab	Fazilika	B.T. Cotton	NR	NR	0	0



	Muktsar	B.T. Cotton	NR	NR	0	0
Haryana	Bhiwani	B.T. Cotton	5850	5850	5900	5200
	Bhiwani	Desi	NA	NA	0	0
	Adampur	B.T. Cotton	NA	NA	0	0
	Fatehabad	B.T. Cotton	5820	5810	5810	0
	Jind	B.T. Cotton	NA	NA	0	0
	Uchana	B.T. Cotton	NA	NA	0	0
	Dabwali	B.T. Cotton	NA	NA	0	0
Rajasthan	Hanumangarh	B.T. Cotton	NA	NA	0	0
	Rawatsar	B.T. Cotton	NA	NA	0	0
Madhya Pradesh	Khandwa	Mech-1	NA	NA	0	0
	Khargaon	Mech-1	NA	NA	0	0
Maharashtra	Amravati	Mech-1	NA	NA	0	0
	Jamner	Medium Staple	NA	NA	0	0
Uttar Pradesh	Hathras	B.T. Cotton	NA	NA	0	4525
	Hathras	Desi	NA	NA	0	4200
Telangana	Adilabad	Un-Ginned	4320	4320	4230	4800
Andhra Pradesh	Guntur	Un-Ginned	NA	NA	0	0
	Kurnool	Un-Ginned	NA	NA	0	0
	Krishna	Un-Ginned	NA	NA	0	5250
	East Godavari	Un-Ginned	NA	NA	0	4350
Karnataka	Bijapur	Bunny	6600	6600	6149	5669
	Hubli	D.C.H.	NR	NR	3800	0
	Hubli	B.T. Cotton	NR	NR	0	0
	Raichur	H-44 Cotton	6011	6011	5750	5435
Commodity	Lint		Today	Week Ago	Month Ago	Year Ago
State	Centre	Variety	09-Aug-18	02-Jul-18	09-Jul-18	09-Aug-17
Punjab	Bhatinda	J-34	4810	4805	4810	4465
	Abohar	J-34	4816	4805	4810	4480
	Mansa	J-34	4800	4800	4790	0
	Muktsar	J-34	NA	NR	0	0
	Fazilika	J-34	NA	NR	0	0
Haryana	Sirsa	J-34	4798	4800	4800	4450



Rajasthan	Sri-Ganganagar	J-34	NA	NA	0	0
-----------	----------------	------	----	----	---	---

Cotton Arrivals in Key Centers:

Commodity	Kapas		Arrivals (Quintal)	Arrivals (Quintal)	Arrivals (Quintal)	Arrivals (Quintal)
State	Centre	Variety	09-Aug-18	02-Jul-18	09-Jul-18	09-Aug-17
Gujarat	Ahmedabad	Shankar-6	NA	NA	3400	0
	Gondal	Shankar-6	NA	NA	NR	348
	Rajkot	B.T. Cotton	280	NR	350	900
	Patan	B.T. Cotton	NA	NA	0	0
	Kadi	B.T. Cotton	NA	NA	0	0
	Deesa	B.T. Cotton	NA	NA	0	0
	Dhrol	B.T. Cotton	NA	NA	1	5
Punjab	Fazilika	B.T. Cotton	NR	NR	0	0
	Muktsar	B.T. Cotton	NR	NR	0	0
Haryana	Bhiwani	B.T. Cotton	200	400	200	0
	Bhiwani	Desi	NA	NA	0	0
	Adampur	B.T. Cotton	NA	NA	0	0
	Fatehabad	B.T. Cotton	25	50	60	0
	Jind	B.T. Cotton	NA	NA	0	0
	Uchana	B.T. Cotton	NA	NA	0	0
	Dabwali	B.T. Cotton	NA	NA	0	0
Rajasthan	Hanumangarh	B.T. Cotton	NA	NA	0	0
	Rawatsar	B.T. Cotton	NA	NA	0	0
Madhya Pradesh	Khandwa	Mech-1	NA	NA	0	0
	Khargaon	Mech-1	NA	NA	0	0
Maharashtra	Amravati	Mech-1	NA	NA	0	0
	Jamner	Medium Staple	NA	NA	0	0
Uttar Pradesh	Hathras	B.T. Cotton	NA	NA	0	60
	Hathras	Desi	NA	NA	0	25
Telangana	Adilabad	Un-Ginned	NA	NA	0	0
Andhra Pradesh	Guntur	Un-Ginned	NA	NA	0	0
	Kurnool	Un-Ginned	NA	NA	0	0
	Krishna	Un-Ginned	NA	NA	0	0



	East Godavari	Un-Ginned	NA	NA	0	0
Karnataka	Bijapur	Bunny	298	150	652	466
	Hubli	D.C.H.	NR	10	2	0
	Hubli	B.T. Cotton	NR	NR	0	0
	Raichur	H-44 Cotton	30	67	195	15
Commodity	Lint		Arrivals (Quintal)	Arrivals (Quintal)	Arrivals (Quintal)	Arrivals (Quintal)
State	Centre	Variety	02-Aug-18	26-Jul-18	03-Jul-18	02-Aug-17
Punjab	Bhatinda	J-34	NA	NA	0	0
	Abohar	J-34	NA	NA	0	0
	Mansa	J-34	NA	NA	0	0
Haryana	Sirsa	J-34	NA	NA	51	0
Rajasthan	Sri-Ganganagar	J-34	NA	NA	0	0

