

Domestic market summary

Domestic market Scenario: Cotton spot markets noticed firm during the week. Average price of Lint at Sirsa during the week was Rs.4792 per maund (of 37.32 Kg each), compared to the previous week price of Rs 4798 Cotton fiber (Shankar-6) prices noticed slightly weak this week Average price was Rs 48200 per candy (of 355.6 kg each) during the week, which was Rs 48216 per candy previous week.

Weekly Price Outlook : In the coming week we expect Kapas price to remain to firm with the price band of Rs 5800-6400per quintal in the Rajkot market. Lint price at Sirsa is likely to be in range of Rs 4000-5000 per maund.

Major Market Highlights:

- Cotton spot market prices traded firm on lower supplies and bullish cues from overseas market. Erratic rainfall in Gujarat and Maharashtra and incidence of pest attack and increase in MSP by government may keep the prices supported going ahead.
- The demand for export requirements is predominantly keeping the domestic prices bullish. Amid concerns over a trade spat between the US and China, Chinese importers have now turned to India for meeting their cotton demand.
- The average rainfall received in Andhra Pradesh from 1-6-2018 to 15-8-2018 is recorded as 296.5mm as against the Normal as on date of 327.7mm showing by Normal -9 percent. Cotton crop is at vegetative to flowering stage in most producing districts of Andhra Pradesh, the pest and diseases of cotton have been reported at below ETL.
- Cotton prices traded firm on slow pace of planting and better demand for current crop in domestic as well as international markets. Cotton prices in Adoni market traded firm at Rs.6,200-6,400 per quintal, which is significantly higher than Rs.5,500-5,800 during same period last year.
- Cotton farmers of Maharashtra and Telangana face potentially huge losses as the respective agricultural departments have observed growing incidence of pink bollworm infestation in parts of the two states. The cotton crop that was sown before June 15, use of unapproved plant growth regulators and decline in rainfall are leads to pest growth in the states.
- Gujarat Cotton prices of 29 mm remained between 48,650 to 48,850 Rs./Candy. Out state arrival was negligible. All India Daily Arrivals remained 4,000 to 5,000 bales. With limited arrivals, most of the ginning factories are closed. Gujarat Daily Pressing was approximately 1,000 to 1,500 bales.
- Cotton crop is progressing very well in entire Northern India. Earlier we had fear that late sown crop was under moisture stress but due to recent rains and increase in availability of canal water for irrigation now that worry is over. Sucking pests such as Jassid, Thrips and White fly are well within control. CLCuV is also visible but within controllable limits.

Domestic Cotton Balance sheet

Supply	2016-17	2017-18	2018-19
Opening Stock	36.5	30	20
Production	337.25	365	353
Imports	27	15	27
Total Supply	400.75	410	400
Demand			
Mill	265	275	280
Small mill	27	30	35
Non Mill	15.75	15	20
Total Consumption	307.75	320	335
Exports	63	70	60
Total Consumption	370.75	390	390
Ending Stocks	30	20	10

Source:Agriwatch &CAI

Balance Sheet Highlight (2017-18):

As per the latest estimates by Agriwatch, cotton output in country during the season 2018-19 would be around 353 lakh bales (of 170 kg each) which is lower compared to production of last season.

Following lower production, imports will rise marginally to 27 lakh bales compared to 15 lakh bales in previous season.

Due to lower opening stock imports, and lower production of cotton availability would be standing lower this season at 400lakh bales compared to 410 lakh bales during the previous season.

Total domestic consumption (Including mill, small mill and non-mill consumption) would be around 335 lakh bales compared to 320 lakh bales during the previous season.

Cotton exports are expected to remain lower as that of previous year. It is expected that country would export around 60 lakh bales of cotton in the season 2017-18.

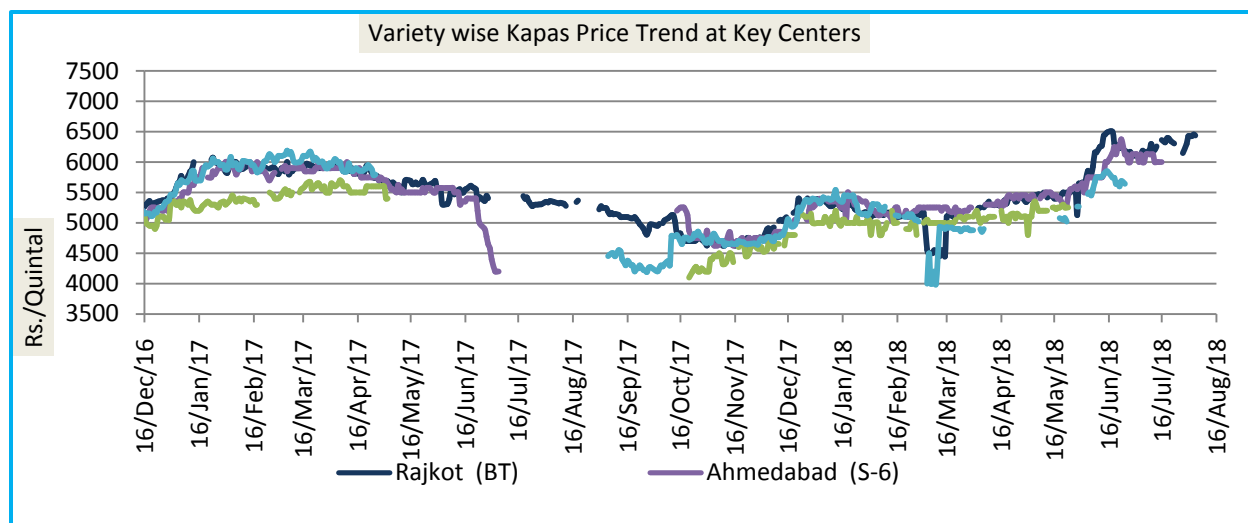
Ending stocks are expected to be around 10 lakh bales, it is lower compared to the ending stocks of previous season.

Domestic Cotton Prices Scenario

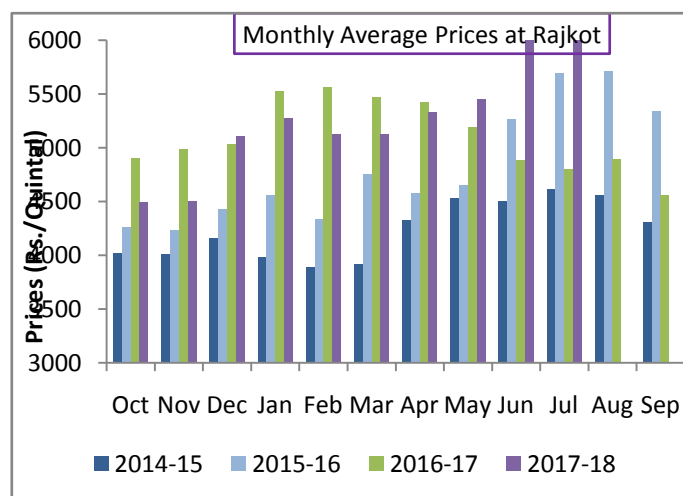
Kapas (Raw Cotton) Weekly Price Scenario

Weekly Price Review: Weekly kapas average price at Rajkot rose is Rs 6493/quintal this week.

Weekly Price Outlook: Kapas prices are expected to remain range-bound to firm in coming days. The expected range for Kapas at Rajkot is Rs 5500-6500 per quintal for the coming week.



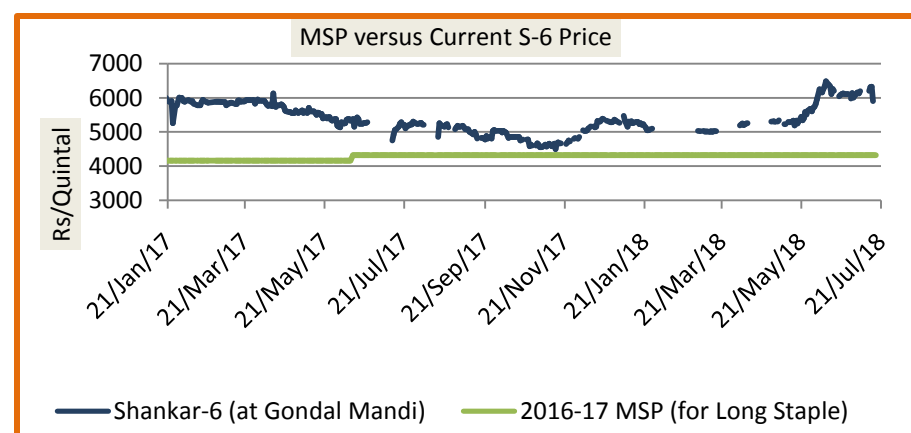
Kapas Monthly M-o-M Price Scenario



Kapas(seed cotton) prices in country noticed firm tone during the July month when compared to the previous month, and the same is ruling higher compared to the prices during the corresponding month of the previous season.

Monthly average price of Kapas at Rajkot remained Rs.6253 per quintal during May, which was Rs. 6136 during previous month and Rs. 5320 per quintal during the corresponding month last year. We expect Kapas prices to remain to firm in the coming month. The expected price range for Aug month is likely to be Rs 5500-6500 per quintal.

Spot Price versus MSP

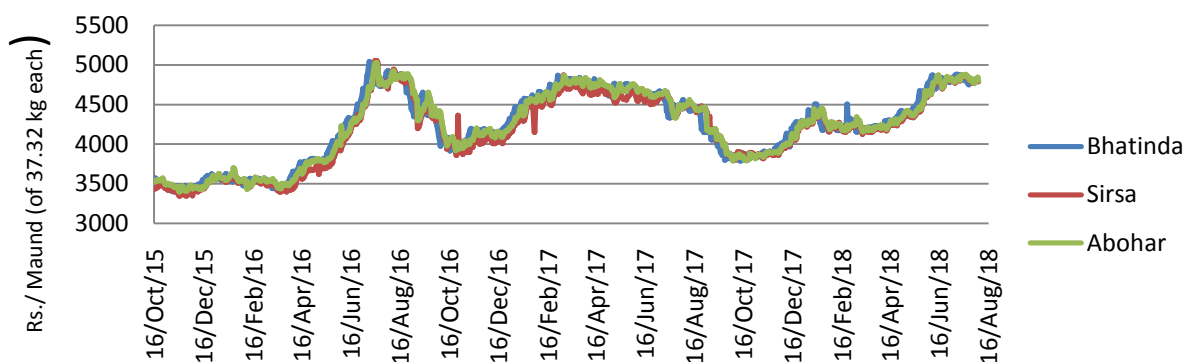


The Kapas prices are ruling above the MSP so far. The gap between the two prices has increased this 4TH week of July. The average gap between the prices was Rs1960 compared to Rs 1800 a week earlier. This indicates prices are increasing. (With limited arrivals market is closed)

Lint price Outlook

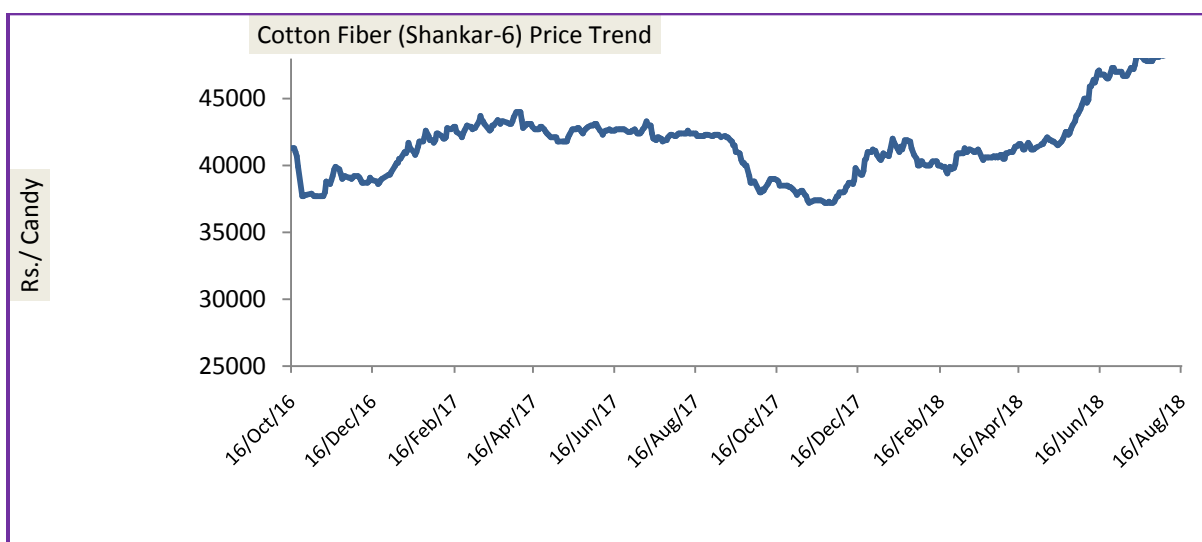
Lint prices remained slightly weak during the week owing to tight tone prevailing in market. Weekly average price of Lint at Sirsa remained Rs.4792 per maund of 37.32 kg each, slightly lower compared to the previous week price of Rs. 4798 per maund.

Lint Price Trend at Key Centers



Cotton Fiber price Outlook

Cotton fiber noticed slightly down trend in this week compared to the previous week amid good demand in domestic and international market, weekly average prices noticed slightly weak this week. Average price was Rs 48200 per candy (of 355.6 kg each) during the week, which was Rs 48216 per candy previous week. and around Rs 42400 per candy during the corresponding week previous season. We expect cotton fiber to remain in range of Rs 45000 -49000 per candy in the coming week candy.

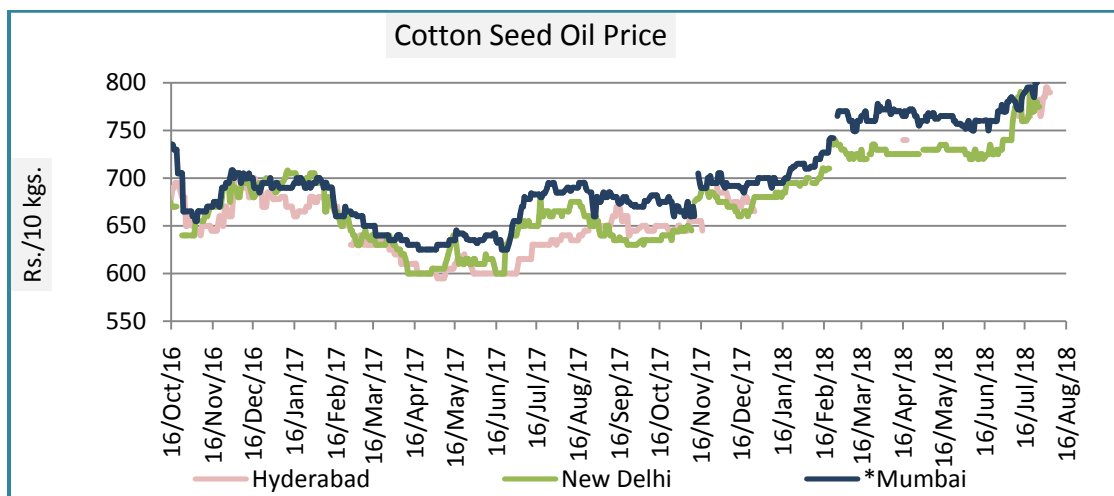


Cotton Seed Oil and Cotton Seed Oil Cake

Cotton Seed Oil monthly Price Scenario

Cotton seed oil price noticed firm tone during the week. Weekly average price in New Delhi is Rs 782 per 10 Kg, higher compared to the weekly average price of Rs 778 per 10 Kg in previous week.

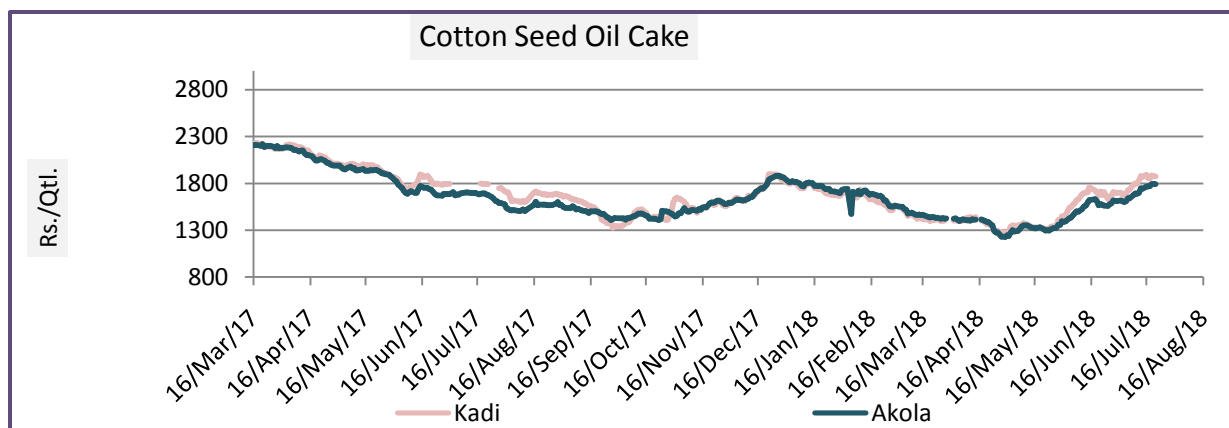
Centers	Weekly Average Price as on (Rs/10 kg.)		% Change
	16-Aug-18	9-Aug-18	
New Delhi	782	778	0.51
Rajkot	822	799.16	2.86
Hyderabad	803	790	1.65
Mumbai*	821	814	0.86



Cotton Seed Oil Cake weekly Price Scenario

Cotton seed oil cake price noticed slightly firm tone during this week. Weekly average price in Akola remained Rs 18120 per quintal, higher compared to the weekly average price of Rs 1790 per quintal in the previous week.

Centers	Weekly Average Price as on (Rs/quintal.)*		% Change
	16-Aug-18	09-Aug-18	
Kadi	1890	1864	1.39
Akola	1812	1790	1.23
*Source: NCDEX			



International Market Scenario

International cotton prices remained weak during the week. Cotlook A index weekly average stood 93.79 at cents/pound this week, which was 98.01 cents/pound during last week

Major Market Highlights:

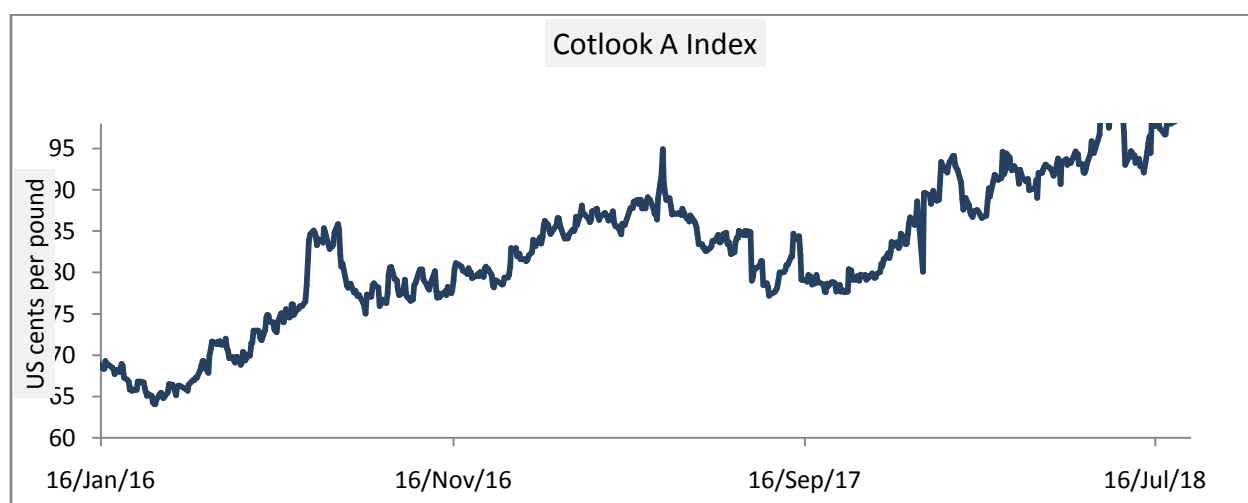
- U.S. 2018 Cotton Production Forecast Higher in August According to USDAs first survey-based forecast of the 2018 cotton crop, U.S. production is estimated at 19.2 million bales, compared with Julys projection of 18.5 million bales and last seasons final estimate of 20.9 million bales. Compared with 2017, lower estimates for U.S. cotton harvested area and yield account for this seasons production decline.
- Prices for the December NY Futures contract were generally contained between 85 and 90 cents/lb between mid-July and early August. The A Index also moved sideways over the past month, with values ranging between 94 and 100 cents/lb since mid-July. Indian cotton prices, represented by the Shankar-6 quality, increased in slightly international and domestic terms, rising from 88 to 90 cents/lb and 47,000 to 48,000 INR/candy.
- It was a painful week for cotton bulls, with the ICE Dec contract giving up 384 points Versus last weeks settlement, finishing at 81.39. The market took bearish cues early this week from continued evaluation of the Aug WASDE report, the U.S. - China trade spat, strengthening U.S. currency value, and sanctions against Turkey that will likely slow sales of raw cotton to the third largest U.S. export destination.
- This month's 2018/19 U.S. cotton forecast includes higher beginning stocks, production, exports, and ending stocks relative to last month. Production for the 2018 crop is raised 4 percent to 19.2 million bales, on this season's first survey-based production forecast. Beginning stocks are raised 0.4 million bales due to lower-than-expected 2017/18, exports are 0.5 million bales higher, at 15.5 million bales. Ending stocks are 0.6 million bales higher this month. Projected world 2018/19 ending stocks are down 1 percent this month, due to a combination of lower beginning stocks and higher consumption offsetting higher production. Beginning stocks are reduced 0.45 million bales, reflecting both lower production and higher consumption estimates for 2017/18. Production in 2018/19 is increased 0.4 million bales, with higher expected crops in the United States, Argentina, and Turkey offsetting reduced crops in Uzbekistan, Australia, and Turkmenistan. Consumption is raised 660,000 bales, led by a 300,000-bale increase for Pakistan, with smaller increases in Indonesia, Turkey, and other countries.

- ICE cotton futures fell more than 2 percent to hit a one-month low on Friday, as USDA surprised the trade with higher crop data. The 2018 crop was increased from 18.50 million to 19.20 million. The government increased beginning stocks 0.4 million bales, increased the crop by 0.74 million bales, but also increased export by 0.5 million bales. Thus, the net result, a carryout jump of 0.6 million bales, moving from July's 4.0 million to the current to 4.60 million. World ending stocks did fall some 740,000 bales, from 77.84 million to 77.10 million.

Cotlook A Index

Cotlook A index remained weak during the week.

Cotlook A Index	Weekly Average Price as on		% Change
	09-Aug-18	02-Aug-18	
Prices	93.79	98.01	-4.31
Prices in US cents per Pound			

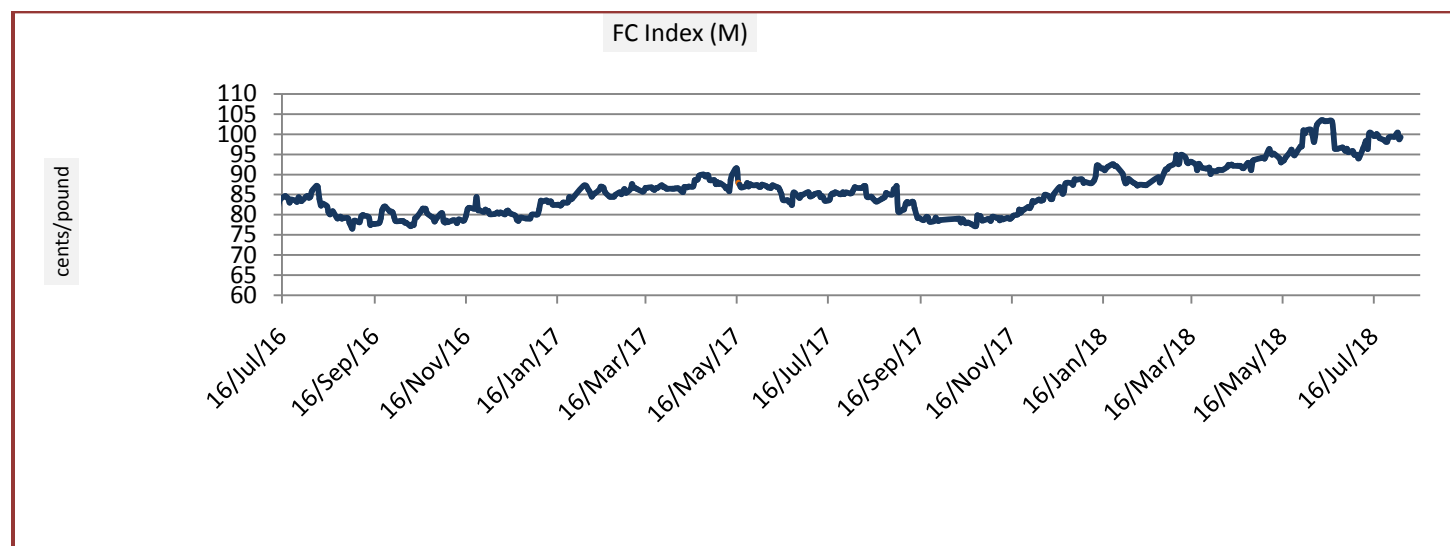


China Cotton Index and Foreign Cotton Index

According to the National Bureau of Statistics, cotton production in China declined by 4.6 per cent in 2017 to 5.34 million tons compared to the previous year. Production has declined amid decline in acreage and yields. Acreage has declined by 11.1 per cent to 3.38 million hectares. Yields of cotton declined by 260,000 tons to 5.34 million tons.

In 2017, China's cotton yarn import declined by 30 per cent y-o-y to 960 mkg worth US\$2430 million. According to report released by www.yarnsandfibers.com (YarnsandFibers), imports from India declined by 49 per cent to US\$560 million for 231 mkg. Price-wise, Pakistan was the cheapest supplier of cotton yarn for China, followed by India and then by Vietnam.

Cotton Index	Monthly Average Price as on		% Change
	16-Aug-18	09-Aug-18	
FC (S)	97.71	101.96	-4.17
FC (M)	94.31	98.52	-4.27
FC (L)	92.51	96.71	-4.34
Prices in US cents per Pound			



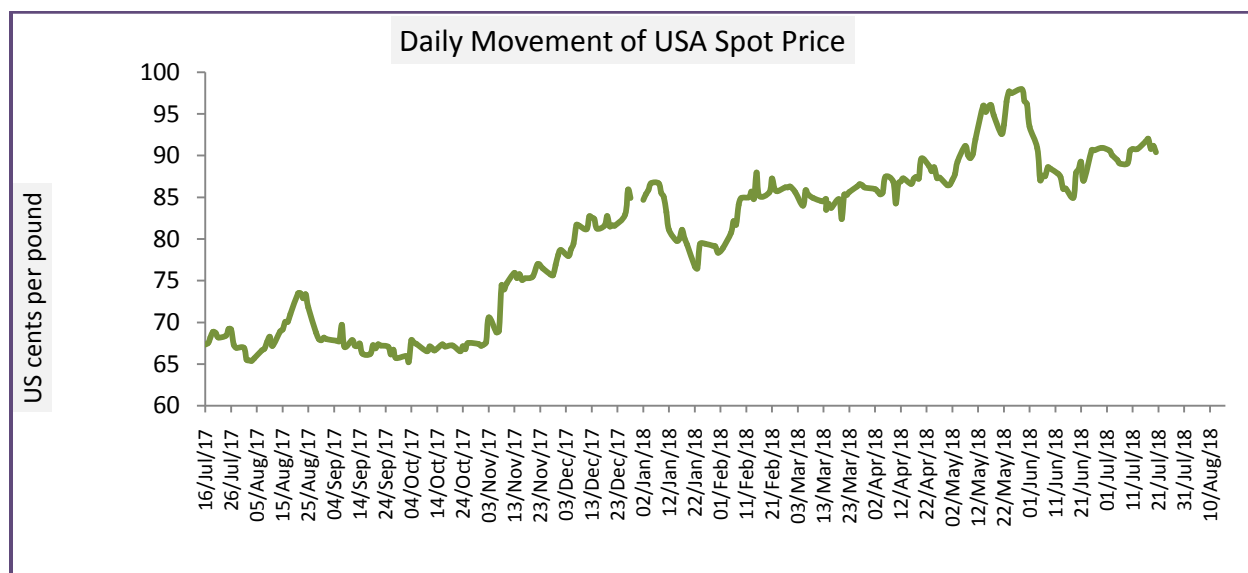
China Index remained slightly firm during the Week. CC Index (328) remained 16290 Yuan per ton during the week. Average was 16245 Yuan per ton during previous week.

Cotton Index	Monthly Average Price as on		% Change
	09-Aug-18	02-Aug-18	
CCIndex(328)	16290	16245	0.28
CCIndex(527)	15107	15078	0.19
CCIndex(229)	16989	16923	0.39
Prices in Yuan per ton			

USA Spot Prices

As per the United States Department of Agriculture (USDA) estimates, India has surpassed China's cotton production to become the largest cotton producing country with 365 lakh bales of production. India is followed by China (353 lakh bales), the U.S. (273 lakh bales), Pakistan (105 lakh bales) and Brazil (103 lakh bales).

USA Spot Prices	Monthly Average Price as on		% Change
	16-Aug-18	09-Aug-18	
Prices	84.87	89.8	-5.49
Prices in US cents per Pound			



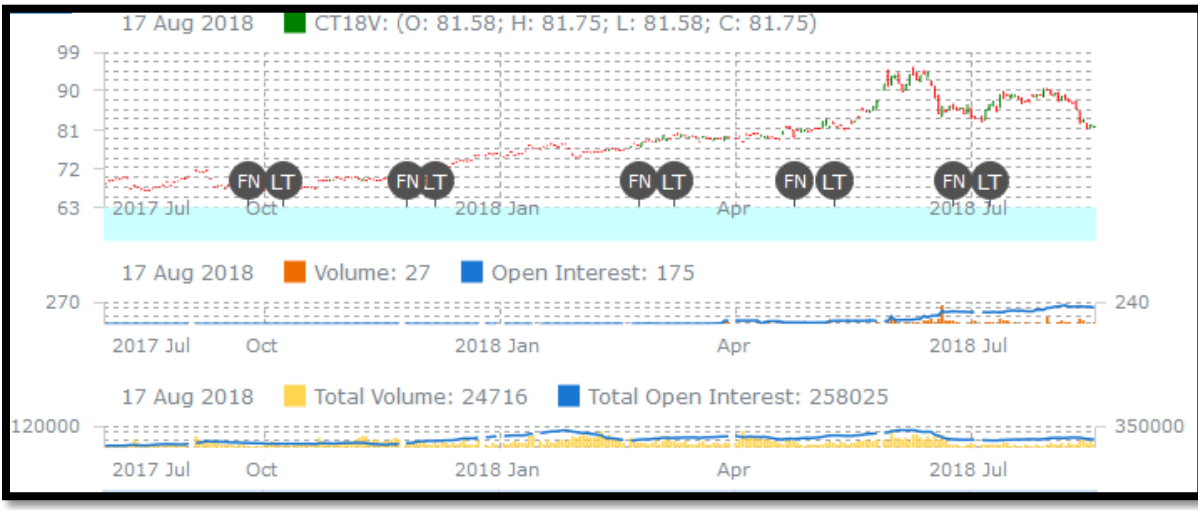
Pakistan Spot Prices

In Pakistan raw cotton exports from the country during 11 months of current financial year grew by 32.66 percent as against the exports of the corresponding period of last year. According the latest data released by the Pakistan Bureau of Statistics, during the period from July-May, 2017-18, country exported about 34,969 metric tons of raw cotton as compared the exports of 25,349 metric tons last y

Karachi Spot Prices	Monthly Average Price as on		% Change
	16-Aug-18	06-Aug-18	
Prices	8635	9351	-7.66
Prices in Rs per 37.32 Kg			

Technical Analysis of Cotton Future (Oct'18 Contract) at ICE

Weekly Technical Outlook:



- Candlesticks denote bearish movement in the market.
- Volume increased while Open Interest decreased.
- We expect cotton prices to remain sideways to firm in the coming week.

Expected Price Range During Coming month

Expected Trend	Expected Trading Band
Range bound to Bearish Momentum	80-85

Expected Support and Resistance

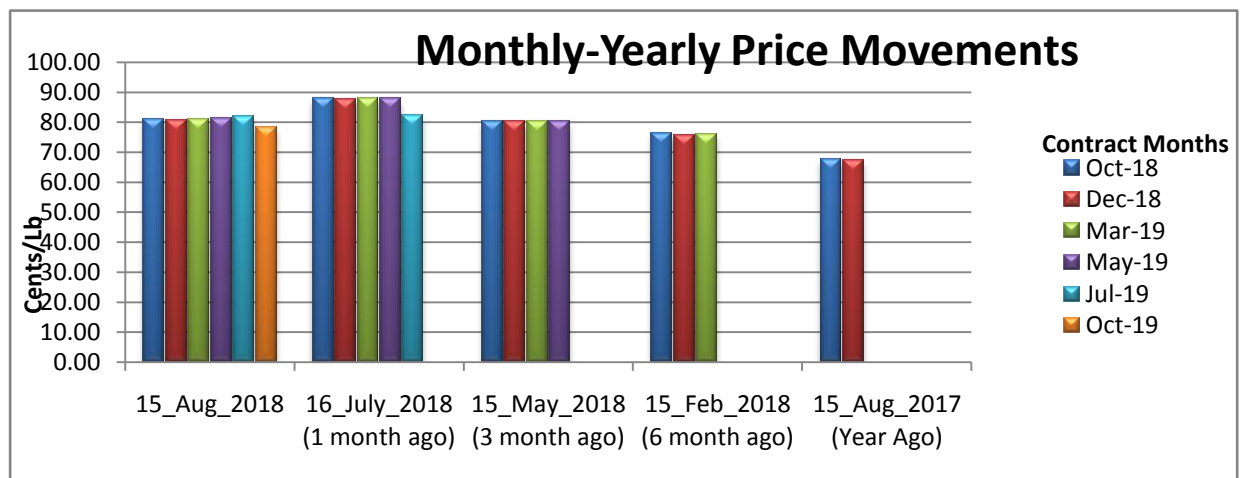
Support 1	Support 2	Resistance 1	Resistance 2
82.00	78.00	110.00	100.00

Figures in US cents/pound

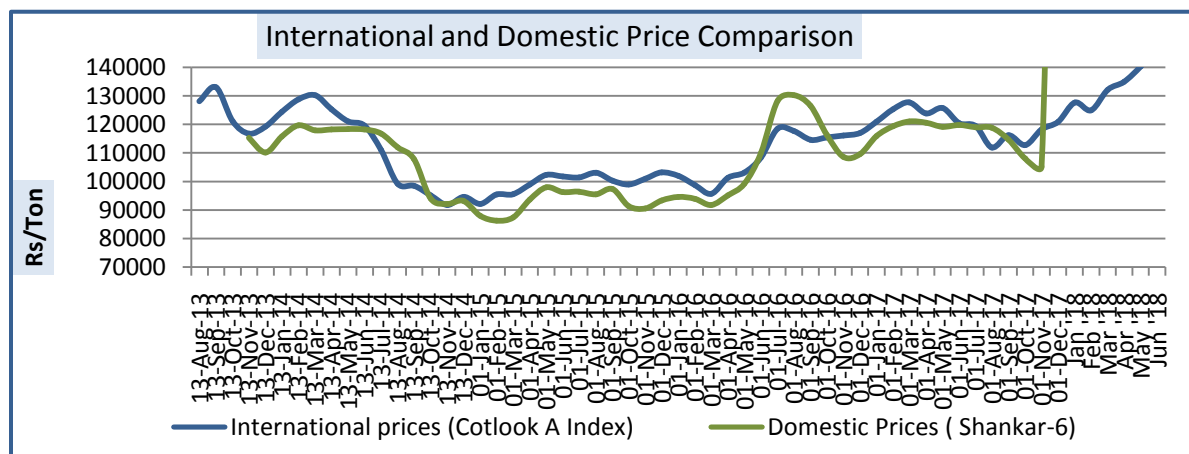
Cotton Future Prices at IC

Cotton Future Prices:

Contracts	15_Aug_2018	16_July_2018 (1 month ago)	15_May_2018 (3 month ago)	15_Feb_2018 (6 month ago)	15_Aug_2017 (Year Ago)	% Change over a month	% Change over previous year
Oct-18	81.08	87.77	80.11	76.26	67.68	-7.62	19.80
Dec-18	80.74	87.54	79.91	75.49	67.16	-7.77	20.22
Mar-19	81.04	87.64	80.13	75.84		-7.53	-
May-19	81.44	87.59	80.25			-7.02	-
Jul-19	81.92	82.20				-0.34	-
Oct-19	78.17					-	-



International and Domestic Price Comparison



Domestic Cotton Prices and Arrivals at Key Centers

Cotton Prices at Key Spot Markets:

Commodity	Kapas		Weekly Average Prices (Rs./Quintal)		Change
State	Centre	Variety	10th Aug to 16th Aug 2018	03rd Aug to 09 th Aug 2018	
Gujarat	Ahmedabad	Shankar-6	NA	NA	-
	Gondal	Shankar-6	NA	NA	-
	Rajkot	B.T. Cotton	6493	6477	16
	Patan	B.T. Cotton	NA	NA	-
	Kadi	B.T. Cotton	NA	NA	-
	Deesa	B.T. Cotton	NA	NA	-
	Dhrol	B.T. Cotton	NA	NA	-
Punjab	Fazilika	B.T. Cotton	NA	NA	-
	Muktsar	B.T. Cotton	NA	NA	-
Haryana	Bhiwani	B.T. Cotton	5870	5850	20
	Bhiwani	Desi	NA	NA	-
	Adampur	B.T. Cotton	NA	NA	-
	Fatehabad	B.T. Cotton	5930	5807	Unch
	Jind	B.T. Cotton	NA	NA	-
	Uchana	B.T. Cotton	NA	NA	-



	Dabwali	B.T. Cotton	NA	NA	-
Rajasthan	Hanumangarh	B.T. Cotton	NA	NA	-
	Rawatsar	B.T. Cotton	NA	NA	-
Madhya Pradesh	Khandwa	Mech-1	NA	NA	-
	Khargaon	Mech-1	NA	NA	-
Maharashtra	Amravati	Mech-1	NA	NA	-
	Jamner	Medium Staple	NA	NA	-
Uttar Pradesh	Hathras	B.T. Cotton	NA	NA	-
	Hathras	Desi	NA	NA	-
Telangana	Adilabad	Un-Ginned	4320	4320	Unch
Andhra Pradesh	Guntur	Un-Ginned	NA	NA	-
	Kurnool	Un-Ginned	NA	NA	-
	Krishna	Un-Ginned	NA	NA	-
	East Godavari	Un-Ginned	NA	NA	-
Karnataka	Bijapur	Bunny	6265	6253	12
	Hubli	D.C.H.	4210	4210	Unch
	Hubli	B.T. Cotton	NA	NA	-
	Raichur	H-44 Cotton	6066	5890	176
Commodity	Lint		Prices (Rs./Maund of 37.32kg each)		Change
State	Centre	Variety	10th Aug to 16th Aug 2018	03rd Aug to 09th Aug 2018	
Punjab	Bhatinda	J-34	4810	4810	Unch
	Abohar	J-34	4807	4816	-9
	Mansa	J-34	4790	4800	-10
	Muktsar	J-34	NA	NA	-
	Fazilika	J-34	NA	NA	-
Haryana	Sirsa	J-34	4792	4798	-6
Rajasthan	Sri-Ganganagar	J-34	NA	NA	-


Cotton Arrivals in Key Centers:

Commodity	Kapas		Weekly Sum Arrivals (Quintal)		Change
State	Centre	Variety	10th Aug to 16th Aug 2018	03rd Aug to 09 th Aug 2018	
Gujarat	Ahmedabad	Shankar-6	NA	NA	-
	Gondal	Shankar-6	NA	NA	-
	Rajkot	B.T. Cotton	1120	1240	-120
	Patan	B.T. Cotton	NA	NA	-
	Kadi	B.T. Cotton	NA	NA	-
	Deesa	B.T. Cotton	NA	NA	-
	Dhrol	B.T. Cotton	NA	NA	-
Punjab	Fazilika	B.T. Cotton	NA	NA	-
	Muktsar	B.T. Cotton	NA	NA	-
Haryana	Bhiwani	B.T. Cotton	700	800	-100
	Bhiwani	Desi	NA	NA	-
	Adampur	B.T. Cotton	NA	NA	-
	Fatehabad	B.T. Cotton	NA	NA	-
	Jind	B.T. Cotton	NA	NA	-
	Uchana	B.T. Cotton	NA	NA	-
	Dabwali	B.T. Cotton	NA	NA	-
Rajasthan	Hanumangarh	B.T. Cotton	NA	NA	-
	Rawatsar	B.T. Cotton	NA	NA	-
Madhya Pradesh	Khandwa	Mech-1	NA	NA	-
	Khargaon	Mech-1	NA	NA	-
Maharashtra	Amravati	Mech-1	NA	NA	-
	Jamner	Medium Staple	NA	NA	-
Uttar Pradesh	Hathras	B.T. Cotton	NA	NA	-
	Hathras	Desi	NA	NA	-
Telangana	Adilabad	Un-Ginned	NA	NA	-
Andhra Pradesh	Guntur	Un-Ginned	NA	NA	-
	Kurnool	Un-Ginned	NA	NA	-
	Krishna	Un-Ginned	NA	NA	-
	East Godavari	Un-Ginned	NA	NA	-



Karnataka	Bijapur	Bunny	100	205	-105
	Hubli	D.C.H.	6	6	Unch
	Hubli	B.T. Cotton	NA	NA	-
	Raichur	H-44 Cotton	127	127	Unch
Commodity	Lint		Weekly Sum Arrivals (Quintal)		Change
State	Centre	Variety	10th Aug to 16th Aug 2018	03rd Aug to 09 th Aug 2018	
Punjab	Bhatinda	J-34	NA	NA	-
	Abohar	J-34	NA	NA	-
	Mansa	J-34	NA	NA	-
Haryana	Sirsa	J-34	NA	NA	-
Rajasthan	Sri-Ganganagar	J-34	NA	NA	-

Cotton Association of India Spot Rates:

Trade Name	Staple	Micronaire	Strength/ GPT	Weekly Average Prices		+/-Change
				10th Aug to 16th Aug 2018	03rd Aug to 09 th Aug 2018	
Bengal Deshi (RG)/Assam Comilla (101)	Below 22mm	5.0 - 7.0	15	44800	44800	Unch
Bengal Deshi (SG)(201)	Below 22mm	5.0 - 7.0	15	45300	45300	Unch
J-34(202)	26mm	3.5 - 4.9	23	45860	45933	-73
H-4/ MECH-1(105)	28mm	3.5 – 4.9	27	46020	45500	520
Shankar-6(105)	29mm	3.5 – 4.9	28	48200	48216	-16
Bunny/ Brahma(105)	31mm	3.5 - 4.9	30	49260	49333	-73
MCU-5/ Surabhi(106)	32mm	3.3 - 4.9	31	51160	51233	-73
DCH-32(107)	34mm	3.0 - 3.8	33	60640	62533	-1893


Week on Week Price: Scenario of Cotton:

Commodity	Kapas		Today	Week Ago	Month Ago	Year Ago
State	Centre	Variety	16-Aug-18	09-Aug-18	16-Jul-18	16-Aug-17
Gujarat	Ahmedabad	Shankar-6	NA	NA	6125	5290
	Gondal	Shankar-6	NA	NA	NR	5215
	Rajkot	B.T. Cotton	6345	6477	6365	5280
	Patan	B.T. Cotton	NA	NA	0	0
	Kadi	B.T. Cotton	NA	NA	0	0
	Deesa	B.T. Cotton	NA	NA	0	0
	Dhrol	B.T. Cotton	NA	NA	5700	4630
Punjab	Fazilika	B.T. Cotton	NR	NR	5620	4562
	Muktsar	B.T. Cotton	NR	NR	5452	4600
Haryana	Bhiwani	B.T. Cotton	5950	5850	6000	4600
	Bhiwani	Desi	NA	NA	0	0
	Adampur	B.T. Cotton	NA	NA	0	0
	Fatehabad	B.T. Cotton	5820	5820	5810	0
	Jind	B.T. Cotton	NA	NA	0	0
	Uchana	B.T. Cotton	NA	NA	0	0
	Dabwali	B.T. Cotton	NA	NA	0	0
Rajasthan	Hanumangarh	B.T. Cotton	NA	NA	0	0
	Rawatsar	B.T. Cotton	NA	NA	0	0
Madhya Pradesh	Khandwa	Mech-1	NA	NA	0	0
	Khargaon	Mech-1	NA	NA	0	0
Maharashtra	Amravati	Mech-1	NA	NA	0	0
	Jamner	Medium Staple	NA	NA	0	0
Uttar Pradesh	Hathras	B.T. Cotton	NA	NA	0	4525
	Hathras	Desi	NA	NA	0	4200
Telangana	Adilabad	Un-Ginned	4320	4320	4230	4800
Andhra Pradesh	Guntur	Un-Ginned	NA	NA	0	0
	Kurnool	Un-Ginned	NA	NA	0	0
	Krishna	Un-Ginned	NA	NA	0	5250
	East Godavari	Un-Ginned	NA	NA	0	4350



Karnataka	Bijapur	Bunny	6600	6600	6149	5669
	Hubli	D.C.H.	NR	NR	3800	0
	Hubli	B.T. Cotton	NR	NR	0	0
	Raichur	H-44 Cotton	6011	6011	5750	5435
Commodity	Lint		Today	Week Ago	Month Ago	Year Ago
State	Centre	Variety	16-Aug-18	09-Aug-18	16-Jul-18	16-Aug-17
Punjab	Bhatinda	J-34	4810	4805	4810	4465
	Abohar	J-34	4816	4805	4810	4480
	Mansa	J-34	4800	4800	4790	0
	Muktsar	J-34	NA	NR	0	0
	Fazilika	J-34	NA	NR	0	0
Haryana	Sirsa	J-34	4798	4800	4800	4450
Rajasthan	Sri-Ganganagar	J-34	NA	NA	0	0

Cotton Arrivals in Key Centers:

Commodity	Kapas		-	-	-	-
			Arrivals (Quintal)	Arrivals (Quintal)	Arrivals (Quintal)	Arrivals (Quintal)
State	Centre	Variety	16-Aug-18	09-Aug-18	16-Jul-18	16-Aug-17
Gujarat	Ahmedabad	Shankar-6	NA	NA	3400	1250
	Gondal	Shankar-6	NA	NA	NR	348
	Rajkot	B.T. Cotton	224	280	320	850
	Patan	B.T. Cotton	NA	NA	0	0
	Kadi	B.T. Cotton	NA	NA	0	0
	Deesa	B.T. Cotton	NA	NA	0	0
	Dhrol	B.T. Cotton	NA	NA	1	5
Punjab	Fazilika	B.T. Cotton	NR	NR	0	0
	Muktsar	B.T. Cotton	NR	NR	0	0
Haryana	Bhiwani	B.T. Cotton	200	200	200	0
	Bhiwani	Desi	NA	NA	0	0
	Adampur	B.T. Cotton	NA	NA	0	0
	Fatehabad	B.T. Cotton	12	25	60	100
	Jind	B.T. Cotton	NA	NA	0	0
	Uchana	B.T. Cotton	NA	NA	0	0



	Dabwali	B.T. Cotton	NA	NA	0	0
Rajasthan	Hanumangarh	B.T. Cotton	NA	NA	0	0
	Rawatsar	B.T. Cotton	NA	NA	0	0
Madhya Pradesh	Khandwa	Mech-1	NA	NA	0	0
	Khargaon	Mech-1	NA	NA	0	0
Maharashtra	Amravati	Mech-1	NA	NA	0	0
	Jamner	Medium Staple	NA	NA	0	0
Uttar Pradesh	Hathras	B.T. Cotton	NA	NA	0	60
	Hathras	Desi	NA	NA	0	25
Telangana	Adilabad	Un-Ginned	NA	NA	0	0
Andhra Pradesh	Guntur	Un-Ginned	NA	NA	0	0
	Kurnool	Un-Ginned	NA	NA	0	0
	Krishna	Un-Ginned	NA	NA	0	0
	East Godavari	Un-Ginned	NA	NA	0	0
Karnataka	Bijapur	Bunny	120	298	652	466
	Hubli	D.C.H.	NR	10	2	0
	Hubli	B.T. Cotton	NR	NR	0	0
	Raichur	H-44 Cotton	21	30	195	15

Disclaimer

The information and opinions contained in the document have been compiled from sources believed to be reliable. The company does not warrant its accuracy, completeness and correctness. Use of data and information contained in this report is at your own risk. This document is not, and should not be construed as, an offer to sell or solicitation to buy any commodities. This document may not be reproduced, distributed or published, in whole or in part, by any recipient hereof for any purpose without prior permission from the Company. IASL and its affiliates and/or their officers, directors and employees may have positions in any commodities mentioned in this document (or in any related investment) and may from time to time add to or dispose of any such commodities (or investment). Please see the detailed disclaimer at <http://www.agriwatch.com/disclaimer.php> © 2018 Indian Agribusiness Systems Ltd.