

**Domestic market summary**

**Domestic market Scenario:** Cotton spot markets noticed firm during the week. Average price of Lint at Sirsa during the week was Rs.4818 per maund (of 37.32 Kg each), higher compared to the previous week price of Rs 4792 Cotton fiber (Shankar-6) prices noticed slightly weak this week Average price was Rs47750 per candy (of 355.6 kg each) during the week, which was Rs 48200 per candy previous week.

**Weekly Price Outlook :** In the coming week we expect Kapas price to remain to Range bound with the price band of Rs 5800-6500 per quintal in the Rajkot market. Lint price at Sirsa is likely to be in range of Rs 4000-5000 per maund.

**Major Market Highlights:**

- Cotton prices are expected to Range-bound. Due to improving acreage and weather conditions in top cotton growing states - Gujarat and Maharashtra and incidence of pest attack and increase in MSP by government may keep the prices supported going ahead.
- The demand for export requirements is predominantly keeping the domestic prices bullish. Amid concerns over a trade spat between the US and China, Chinese importers have now turned to India for meeting their cotton demand.
- As per the latest acreage report by the Ministry of Agriculture, the total planting under cotton reached to 116.85 Lakh hectares as of August 24 - down 2.8% from a year ago. Agriwatch expecting that area may increase up to 119.5 lakh ha by end of this Month. The cotton crop in some areas of Rajasthan and Gujarat is still facing short soil moisture, but the rain during last week was well timed and supportive for the standing crop.
- Good demand was witnessed from domestic mills for prompt delivery. Gujarat Cotton prices of 29 mm remained between 48,000 to 48,500 Rs./Candy. Out state arrival was negligible. All India Daily Arrivals remained 2,500 to 4,000 bales. With limited arrivals, most of the ginning factories are closed. Gujarat Daily Pressing was approximately 1,000 to 1,500 bales.
- Heavy rainfall has been witnessed in many parts of Telangana during last two weeks. Cotton crop in the states of Adilabad and Warangal is reported to have sustained damages. The two districts accounted for 0.52 lakh hectares of cotton acreage. Only the later sown crop which had newly germinated before the heavy rains has sustained damages and most farmers having lost their cotton crops are expected to go for re-sowing of cotton. Total acreage of cotton in Telangana as of now stands at 17.61 lakh hectares.
- The CCI is preparing for harvest and announced that in Rajasthan it will buy seed cotton direct from growers in order to increase growers net income. Haryana and Punjab indicated they will continue their practice of CCI using middle men.

## Domestic Cotton Balance sheet

Supply	2016-17	2017-18	2018-19
Opening Stock	36.5	30	20
Production	337.25	365	353
Imports	27	15	27
Total Supply	400.75	410	400
Demand			
Mill	265	275	280
Small mill	27	30	35
Non Mill	15.75	15	20
Total Consumption	307.75	320	335
Exports	63	70	60
Total Consumption	370.75	390	390
Ending Stocks	30	20	10

Source:Agriwatch &CAI

### Balance Sheet Highlight (2017-18):

*As per the latest estimates by Agriwatch, cotton output in country during the season 2018-19 would be around 353 lakh bales (of 170 kg each) which is lower compared to production of last season.*

*Following lower production, imports will rise marginally to 27 lakh bales compared to 15 lakh bales in previous season.*

*Due to lower opening stock imports, and lower production of cotton availability would be standing lower this season at 400lakh bales compared to 410 lakh bales during the previous season.*

*Total domestic consumption (Including mill, small mill and non-mill consumption) would be around 335 lakh bales compared to 320 lakh bales during the previous season.*

*Cotton exports are expected to remain lower as that of previous year. It is expected that country would export around 60 lakh bales of cotton in the season 2017-18.*

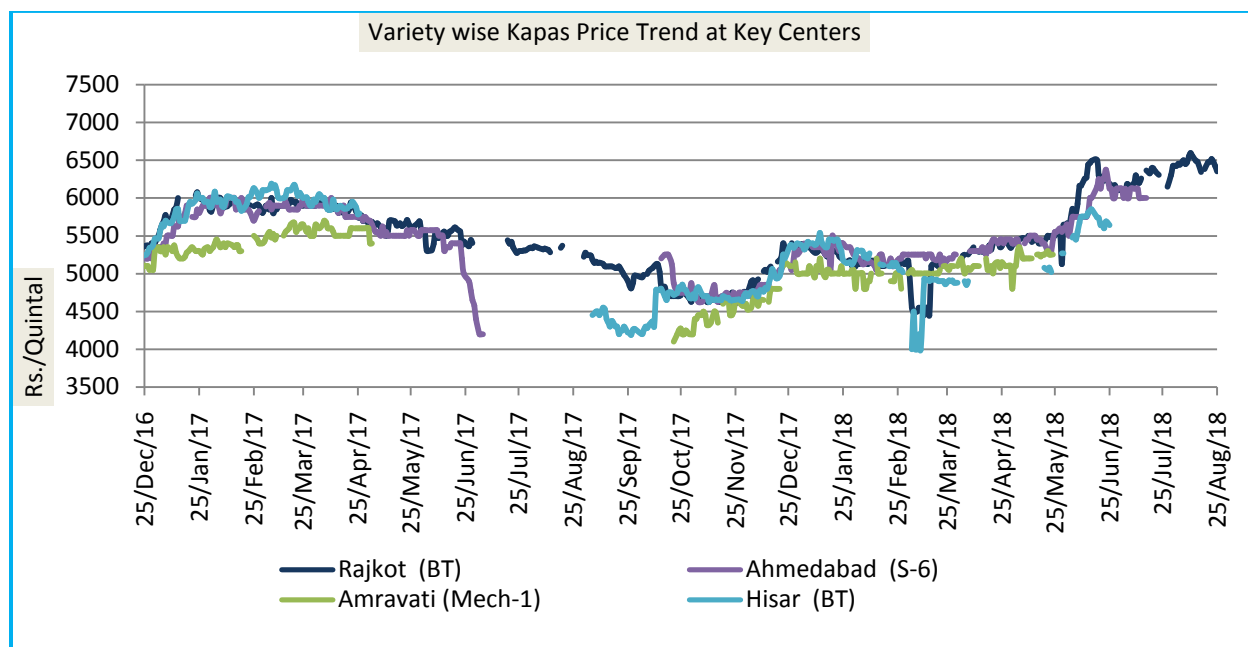
*Ending stocks are expected to be around 10 lakh bales, it is lower compared to the ending stocks of previous season.*

## Domestic Cotton Prices Scenario

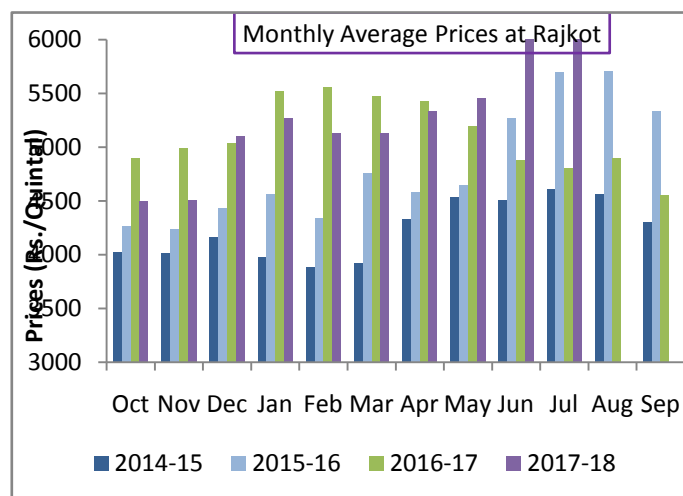
### Kapas (Raw Cotton) Weekly Price Scenario

**Weekly Price Review:** Weekly kapas average price at Rajkot rose is Rs 6464/quintal this week.

**Weekly Price Outlook:** Kapas prices are expected to remain range-bound in coming days. The expected range for Kapas at Rajkot is Rs 5500-6500 per quintal for the coming week.



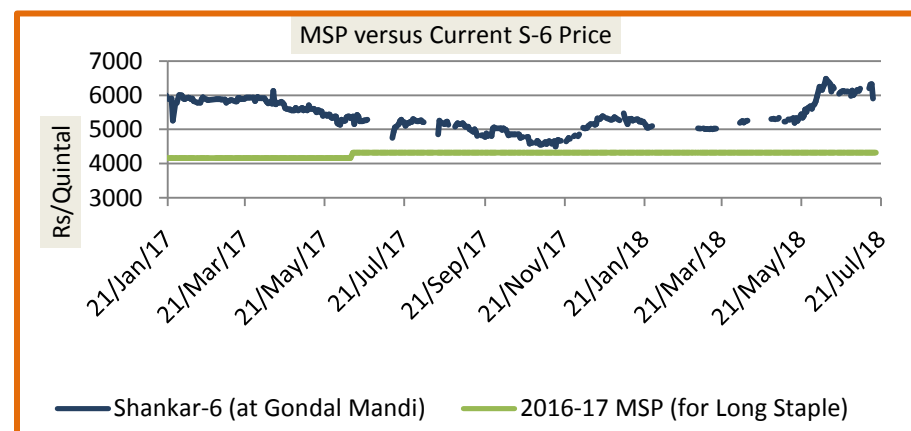
### Kapas Monthly M-o-M Price Scenario



Kapas(seed cotton) prices in country noticed firm tone during the July month when compared to the previous month, and the same is ruling higher compared to the prices during the corresponding month of the previous season.

Monthly average price of Kapas at Rajkot remained Rs.6253 per quintal during May, which was Rs. 6136 during previous month and Rs. 5320 per quintal during the corresponding month last year. We expect Kapas prices to remain to firm in the coming month. The expected price range for Aug month is likely to be Rs 5500-6500 per quintal.

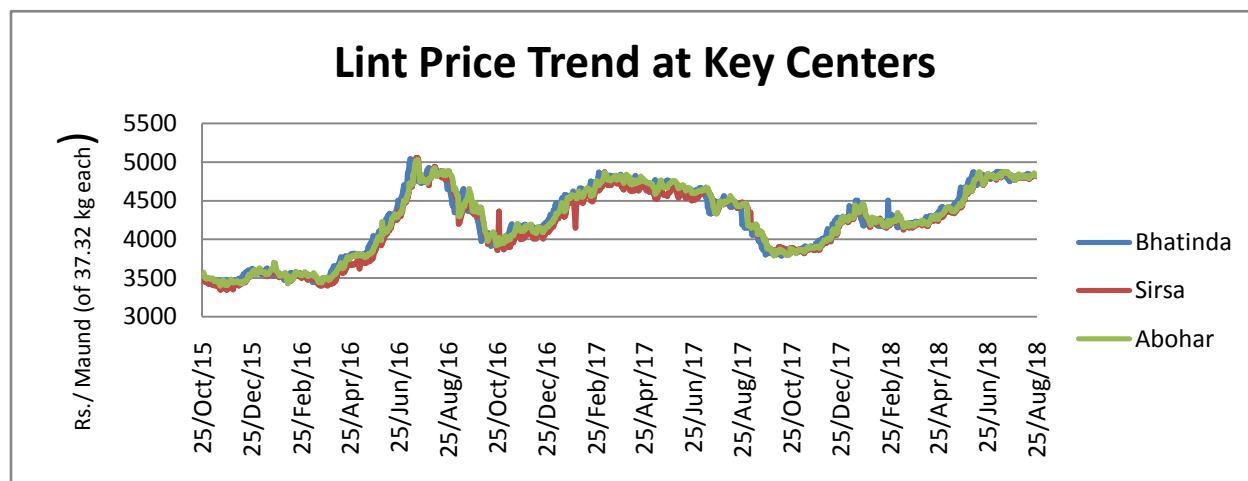
### Spot Price versus MSP



The Kapas prices are ruling above the MSP so far. The gap between the two prices has increased this 4<sup>TH</sup> week of July. The average gap between the prices was Rs1960 compared to Rs 1800 a week earlier. This indicates prices are increasing. (With limited arrivals market is closed)

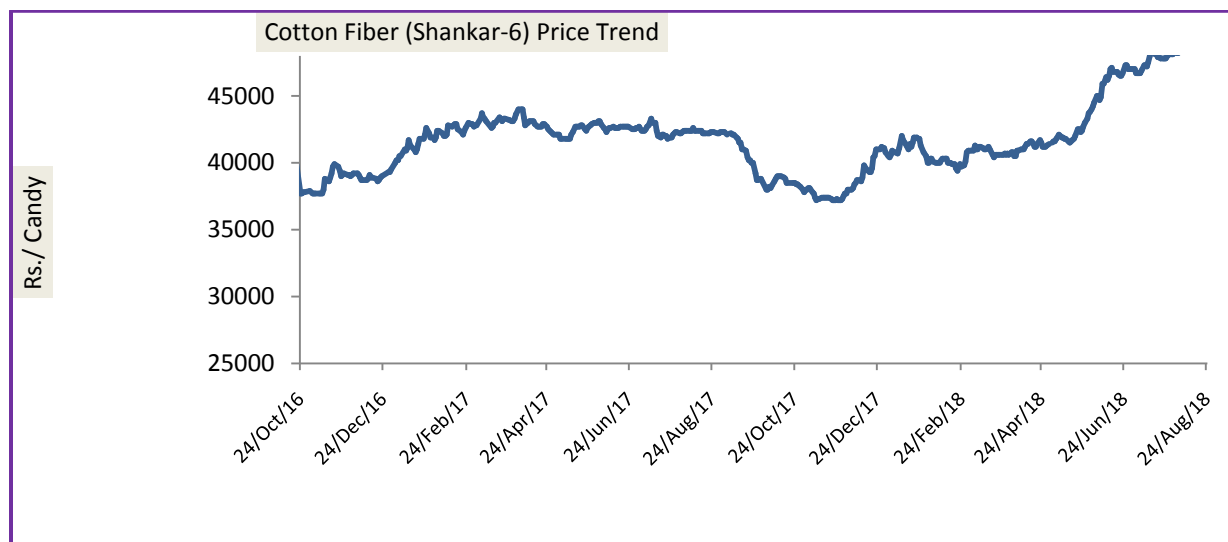
## Lint price Outlook

Lint prices remained slightly weak during the week owing to tight tone prevailing in market. Weekly average price of Lint at Sirsa remained Rs.4818 per maund of 37.32 kg each, slightly lower compared to the previous week price of Rs. 4792 per maund.



## Cotton Fiber price Outlook

Cotton fiber noticed slightly down trend in this week compared to the previous week amid good demand in domestic and international market, weekly average prices noticed slightly weak this week. Average price was Rs 47750 per candy (of 355.6 kg each) during the week, which was Rs 48200 per candy previous week. and around Rs 42216 per candy during the corresponding week previous season. We expect cotton fiber to remain in range of Rs 45000 -49000 per candy in the coming week candy.

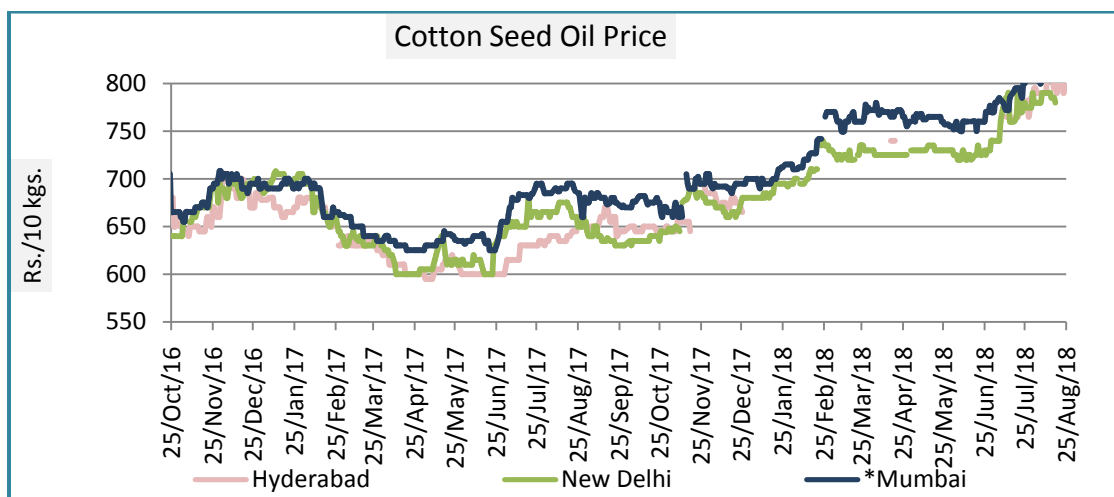


## Cotton Seed Oil and Cotton Seed Oil Cake

### Cotton Seed Oil monthly Price Scenario

Cotton seed oil price noticed slightly firm tone during the week. Weekly average price in New Delhi is Rs 789 per 10 Kg, higher compared to the weekly average price of Rs 772 per 10 Kg in previous week.

Centers	Weekly Average Price as on (Rs/10 kg.)		% Change
	23-Aug-18	16-Aug-18	
New Delhi	789	782	0.90
Rajkot	812	822	-1.22
Hyderabad	796	803	-0.87
Mumbai*	825	821	0.49

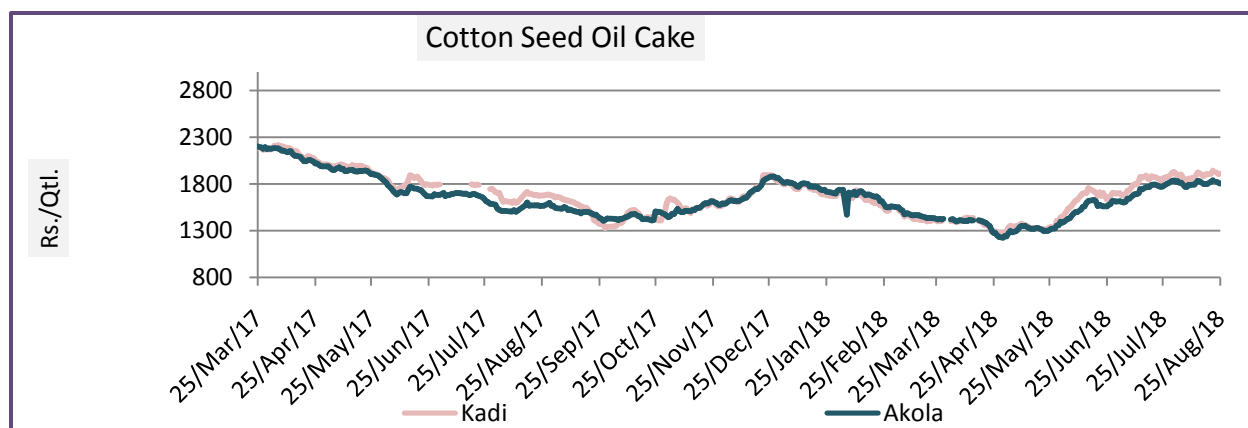


### Cotton Seed Oil Cake weekly Price Scenario

Cotton seed oil cake price noticed slightly firm tone during this week. Weekly average price in Akola remained Rs 1817 per quintal, higher compared to the weekly average price of Rs 1812 per quintal in the previous week.

Centers	Weekly Average Price as on (Rs/quintal.)*		% Change
	23-Aug-18	16-Aug-18	
Kadi	1916.6	1890	1.41
Akola	1817	1812	0.28

\*Source: NCDEX



## International Market Scenario

International cotton prices remained weak during the week. Cotlook A index weekly average stood 92.17 at cents/pound this week, which was 93.79 cents/pound during last week

### **Major Market Highlights:**

*ICE cotton ends little changed, posts first weekly gain after three ICE cotton futures, which snapped a row of three weekly declines, were little changed on Friday, as investors stayed cautious after the recent United States-China trade talks yielded no breakthrough. The most active cotton contract on ICE Futures U.S., the second-month December contract, settled up 0.14 cent, or 0.17 percent, at 81.63 cents per lb. It traded within a range of 81.38 and 83.18 cents a lb.*

*On August 24, the reserve cotton production resources were 30006.655 tons, the actual turnover was 23310.935 tons, and the turnover rate was 77.69%. The average transaction price was 14,708 yuan/ton (Up 20 yuan/ton from the previous day); the price of 3128 was 16,413 yuan/ton (down 21 yuan/ton from the previous day). this Week, the cumulative turnover of reserve cotton was 106246.861 tons, with a turnover rate of 70.81%.*

*U.S. 2018 Cotton Production Forecast Higher in August According to USDAs first survey-based forecast of the 2018 cotton crop, U.S. production is estimated at 19.2 million bales, compared with Julys projection of 18.5 million bales and last seasons final estimate of 20.9 million bales. Compared with 2017, lower estimates for U.S. cotton harvested area and yield account for this seasons production decline.*

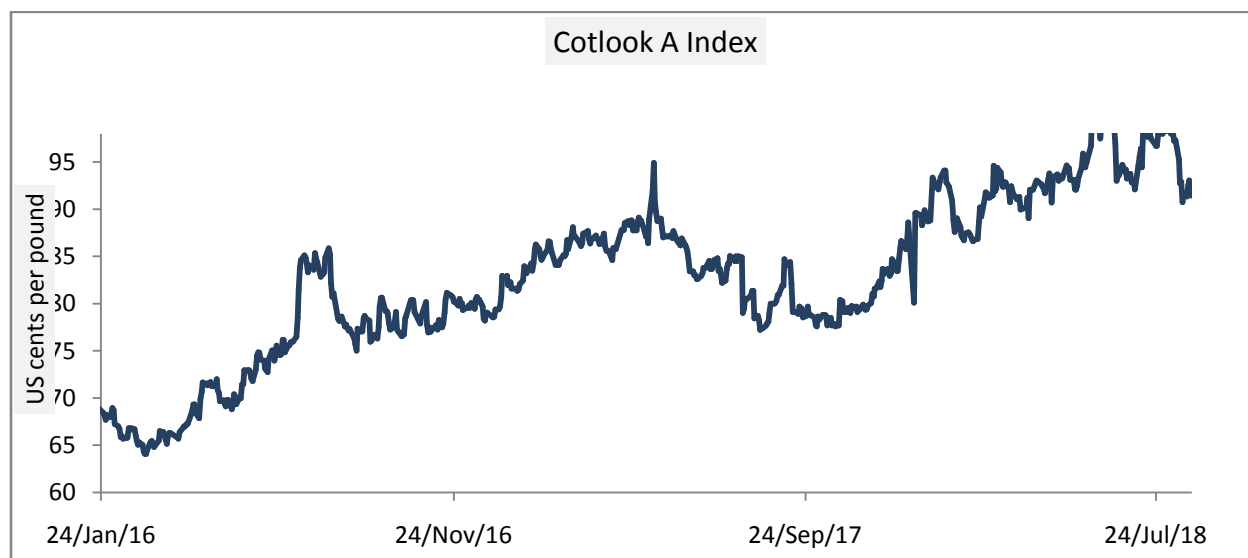
*This month's 2018/19 U.S. cotton forecast includes higher beginning stocks, production, exports, and ending stocks relative to last month. Production for the 2018 crop is raised 4 percent to 19.2 million bales, on this season's first survey-based production forecast. Beginning stocks are raised 0.4 million bales due to lower-than-expected 2017/18, exports are 0.5 million bales higher, at 15.5 million bales. Ending stocks are 0.6 million bales higher this month. Projected world 2018/19 ending stocks are down 1 percent this month, due to a combination of lower beginning stocks and higher consumption offsetting higher production. Beginning stocks are reduced 0.45 million bales, reflecting both lower production and higher consumption estimates for 2017/18.*

Production in 2018/19 is increased 0.4 million bales, with higher expected crops in the United States, Argentina, and Turkey offsetting reduced crops in Uzbekistan, Australia, and Turkmenistan. Consumption is raised 660,000 bales, led by a 300,000-bale increase for Pakistan, with smaller increases in Indonesia, Turkey, and other countries.

### Cotlook A Index

Cotlook A index remained weak during the week.

Cotlook A Index	Weekly Average Price as on		% Change
	23-Aug-18	16-Aug-18	
Prices	92.17	93.79	-1.73
Prices in US cents per Pound			

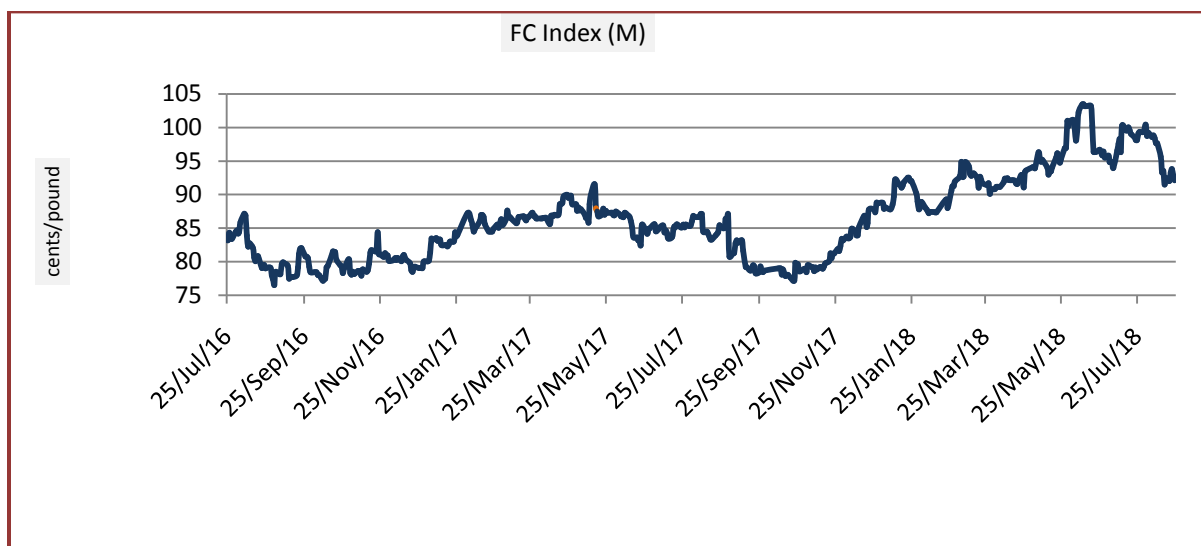


### China Cotton Index and Foreign Cotton Index

According to the National Bureau of Statistics, cotton production in China declined by 4.6 per cent in 2017 to 5.34 million tons compared to the previous year. Production has declined amid decline in acreage and yields. Acreage has declined by 11.1 per cent to 3.38 million hectares. Yields of cotton declined by 260,000 tons to 5.34 million tons.

In 2017, China's cotton yarn import declined by 30 per cent y-o-y to 960 mkg worth US\$2430 million. According to report released by [www.yarnsandfibers.com](http://www.yarnsandfibers.com) (YarnsandFibers), imports from India declined by 49 per cent to US\$560 million for 231 mkg. Price-wise, Pakistan was the cheapest supplier of cotton yarn for China, followed by India and then by Vietnam.

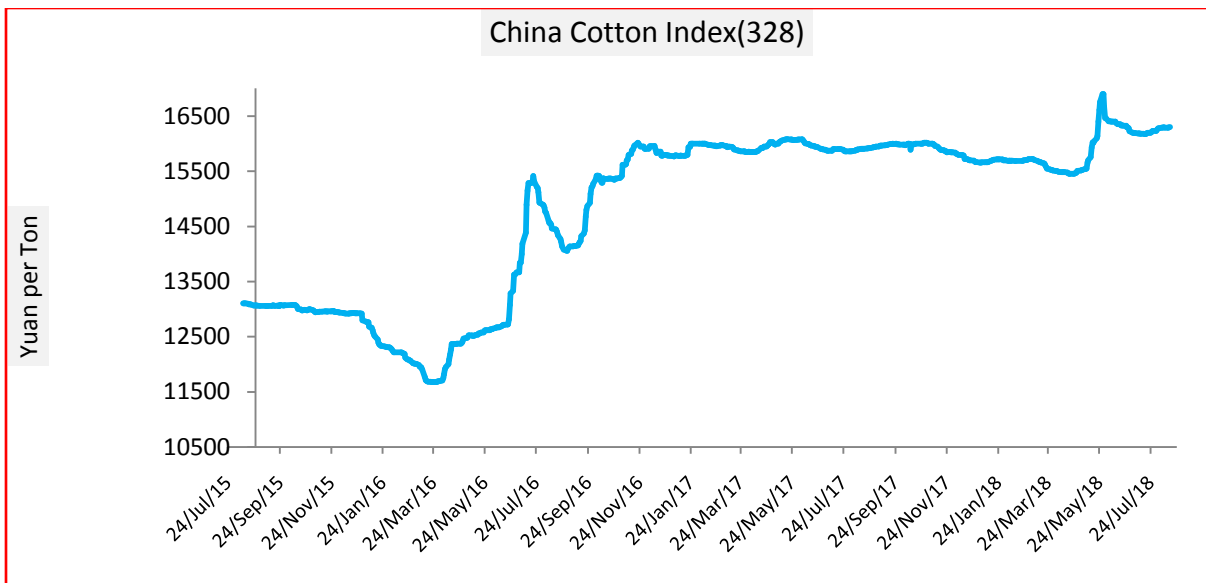
Cotton Index	Monthly Average Price as on		% Change
	23-Aug-18	16-Aug-18	
FC (S)	96.25	97.71	-1.49
FC (M)	92.88	94.31	-1.52
FC (L)	90.81	92.51	-1.84
Prices in US cents per Pound			



China Index remained slightly firm during the Week. CC Index (328) remained 16293 Yuan per ton during the week. Average was 16290 Yuan per ton during previous week.

Cotton Index	Monthly Average Price as on		% Change
	23-Aug-18	16-Aug-18	
CCIndex(328)	16293	16290	0.02
CCIndex(527)	15116	15107	0.06
CCIndex(229)	16999	16989	0.06
Prices in Yuan per ton			



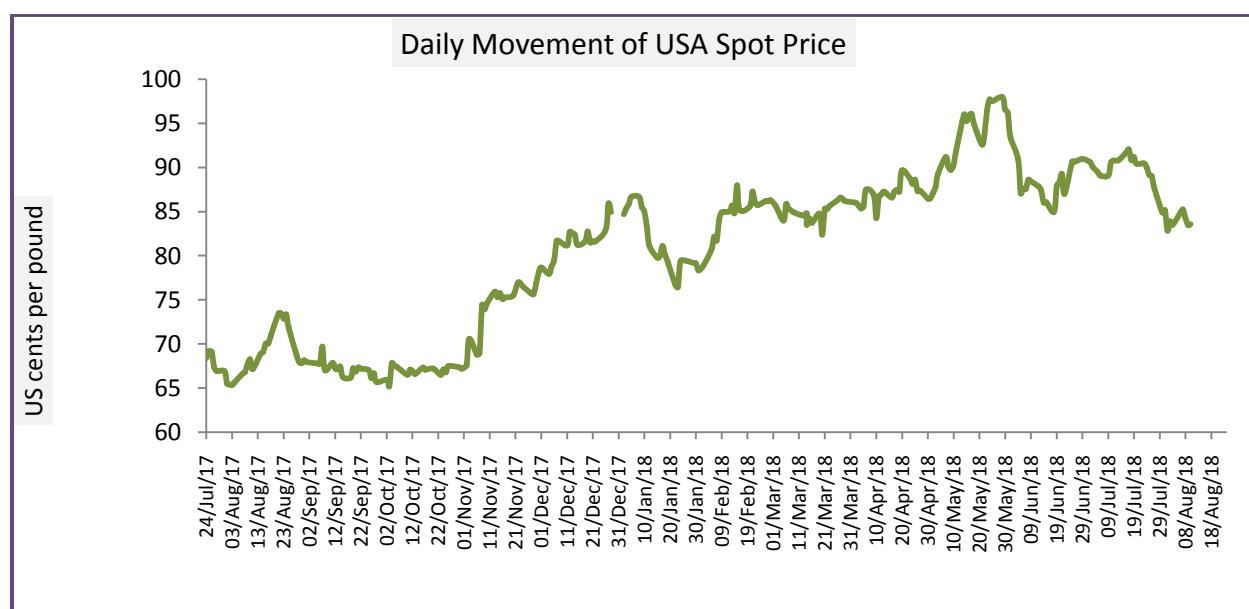


## USA Spot Prices

As per the United States Department of Agriculture (USDA) estimates, India has surpassed China's cotton production to become the largest cotton producing country with 365 lakh bales of production. India is followed by China (353 lakh bales), the U.S. (273 lakh bales), Pakistan (105 lakh bales) and Brazil (103 lakh bales).

USA Spot Prices	Monthly Average Price as on		% Change
	23-Aug-18	16-Aug-18	
Prices	84.27	84.87	-0.71

Prices in US cents per Pound



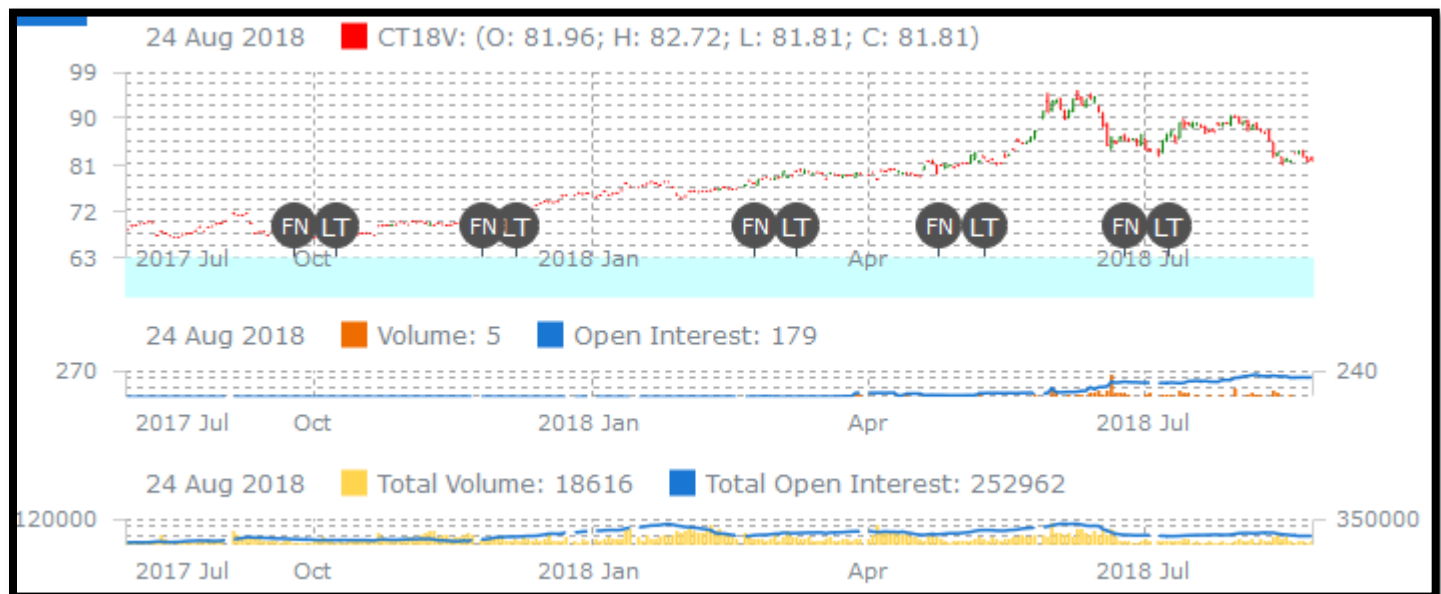
## Pakistan Spot Prices

In Pakistan raw cotton exports from the country during 11 months of current financial year grew by 32.66 percent as against the exports of the corresponding period of last year. According the latest data released by the Pakistan Bureau of Statistics, during the period from July-May, 2017-18, country exported about 34,969 metric tons of raw cotton as compared the exports of 25,349 metric tons last y

Karachi Spot Prices	Monthly Average Price as on		% Change
	23-Aug-18	16-Aug-18	
Prices	8210	8635	-4.92
Prices in Rs per 37.32 Kg			

## Technical Analysis of Cotton Future (Oct'18 Contract) at ICE

### Weekly Technical Outlook:



- Candlesticks denote bearish movement in the market.
- Volume increased while Open Interest decreased.
- We expect cotton prices to remain sideways to firm in the coming week.

### Expected Price Range During Coming month

Expected Trend	Expected Trading Band
Range bound to Bearish Momentum	80-85

### Expected Support and Resistance

Support 1	Support 2	Resistance 1	Resistance 2
80.00	78.00	110.00	100.00

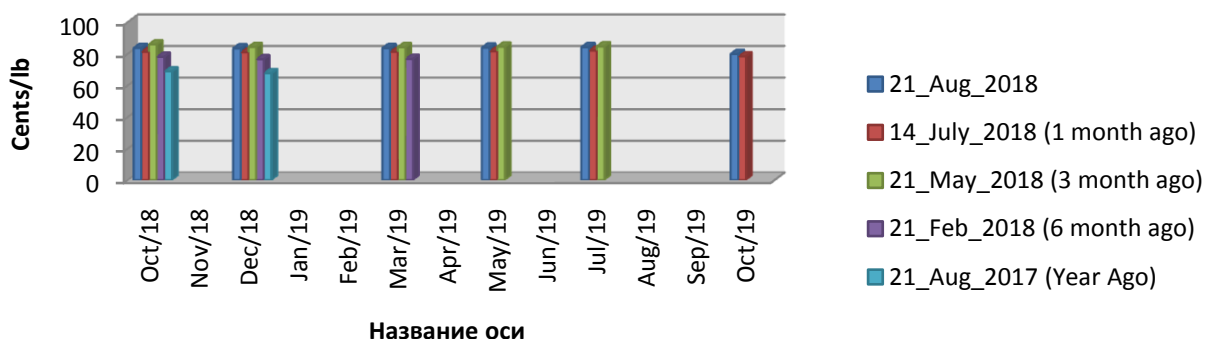
Figures in US cents/pound

### Cotton Future Prices at IC

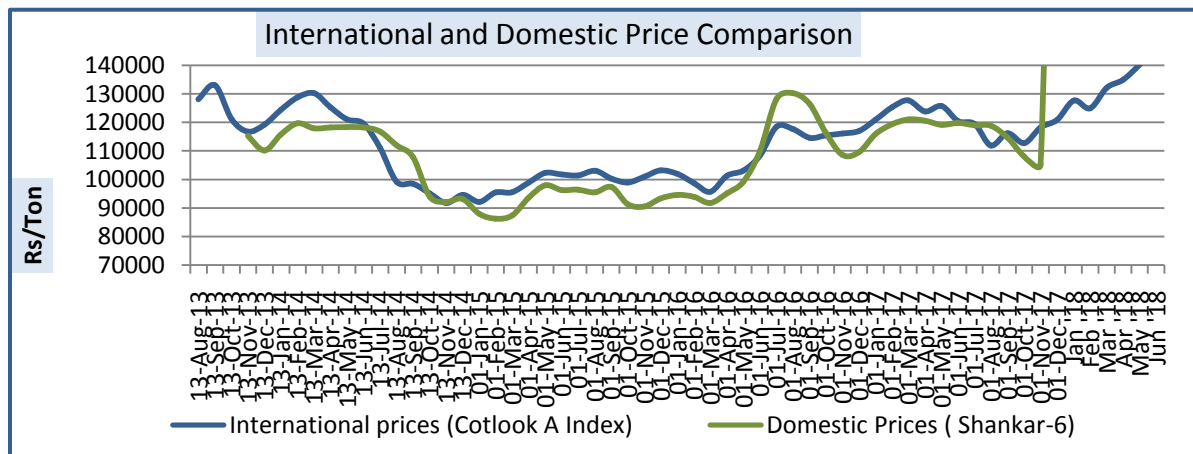
#### Cotton Future Prices:

Contracts	21_Aug_2018	14_July_2018 (1 month ago)	21_May_2018 (3 month ago)	21_Feb_2018 (6 month ago)	21_Aug_2017 (Year Ago)	% Change over a month	% Change over previous year
<b>Oct-18</b>	83.5	81.08	85.8	77.94	68.71	2.98	21.52
<b>Dec-18</b>	83.25	80.74	84.16	76.4	67.56	3.10	23.22
<b>Mar-19</b>	83.43	81.04	84.05	76.6		2.94	-
<b>May-19</b>	83.73	81.44	84.34			2.81	-
<b>Jul-19</b>	84.05	81.92	84.51			2.60	-
<b>Oct-19</b>	78.17					-	-

### Monthly-Yearly Price Movements



### International and Domestic Price Comparison



### Domestic Cotton Prices and Arrivals at Key Centers

#### Cotton Prices at Key Spot Markets:

Commodity	Kapas		Weekly Average Prices (Rs./Quintal)		Change
			17th Aug to 23rd Aug 2018	10th Aug to 16th Aug 2018	
State	Centre	Variety			
Gujarat	Ahmedabad	Shankar-6	NA	NA	-
	Gondal	Shankar-6	NA	NA	-
	Rajkot	B.T. Cotton	6464	6477	-13
	Patan	B.T. Cotton	NA	NA	-
	Kadi	B.T. Cotton	NA	NA	-
	Deesa	B.T. Cotton	NA	NA	-
	Dhrol	B.T. Cotton	NA	NA	-
Punjab	Fazilika	B.T. Cotton	NA	NA	-
	Muktsar	B.T. Cotton	NA	NA	-
Haryana	Bhiwani	B.T. Cotton	6062	5850	212
	Bhiwani	Desi	NA	NA	-
	Adampur	B.T. Cotton	NA	NA	-
	Fatehabad	B.T. Cotton	6076	5807	269
	Jind	B.T. Cotton	NA	NA	-
	Uchana	B.T. Cotton	NA	NA	-
	Dabwali	B.T. Cotton	NA	NA	-
Rajasthan	Hanumangarh	B.T. Cotton	NA	NA	-



	Rawatsar	B.T. Cotton	NA	NA	-
Madhya Pradesh	Khandwa	Mech-1	NA	NA	-
	Khargaon	Mech-1	NA	NA	-
	Amravati	Mech-1	NA	NA	-
Maharashtra	Jamner	Medium Staple	NA	NA	-
	Hathras	B.T. Cotton	NA	NA	-
Uttar Pradesh	Hathras	Desi	NA	NA	-
	Adilabad	Un-Ginned	4320	4320	Unch
Andhra Pradesh	Guntur	Un-Ginned	NA	NA	-
	Kurnool	Un-Ginned	NA	NA	-
	Krishna	Un-Ginned	NA	NA	-
	East Godavari	Un-Ginned	NA	NA	-
	Bijapur	Bunny	6265	6253	12
Karnataka	Hubli	D.C.H.	4210	4210	Unch
	Hubli	B.T. Cotton	NA	NA	-
	Raichur	H-44 Cotton	6066	5890	176
Commodity	Lint		Prices (Rs./Maund of 37.32kg each)		Change
State	Centre	Variety	17th Aug to 23rd Aug 2018	10th Aug to 16th Aug 2018	
Punjab	Bhatinda	J-34	4831	4810	21
	Abohar	J-34	4833	4807	26
	Mansa	J-34	4806	4790	16
	Muktsar	J-34	NA	NA	
	Fazilika	J-34	NA	NA	
Haryana	Sirsa	J-34	4818	4792	26
Rajasthan	Sri-Ganganagar	J-34	NA	NA	

#### Cotton Arrivals in Key Centers:

Commodity	Kapas		Weekly Sum Arrivals (Quintal)		Change
State	Centre	Variety	17th Aug to 23rd Aug 2018	10th Aug to 16th Aug 2018	
Gujarat	Ahmedabad	Shankar-6	NA	NA	-
	Gondal	Shankar-6	NA	NA	-
	Rajkot	B.T. Cotton	1120	1240	-120
	Patan	B.T. Cotton	NA	NA	-
	Kadi	B.T. Cotton	NA	NA	-
	Deesa	B.T. Cotton	NA	NA	-



	Dhrol	B.T. Cotton	NA	NA	-
Punjab	Fazilika	B.T. Cotton	NA	NA	-
	Muktsar	B.T. Cotton	NA	NA	-
	Bhiwani	B.T. Cotton	700	800	-100
Haryana	Bhiwani	Desi	NA	NA	-
	Adampur	B.T. Cotton	NA	NA	-
	Fatehabad	B.T. Cotton	NA	NA	-
	Jind	B.T. Cotton	NA	NA	-
	Uchana	B.T. Cotton	NA	NA	-
	Dabwali	B.T. Cotton	NA	NA	-
Rajasthan	Hanumangarh	B.T. Cotton	NA	NA	-
	Rawatsar	B.T. Cotton	NA	NA	-
Madhya Pradesh	Khandwa	Mech-1	NA	NA	-
	Khargaon	Mech-1	NA	NA	-
Maharashtra	Amravati	Mech-1	NA	NA	-
	Jamner	Medium Staple	NA	NA	-
Uttar Pradesh	Hathras	B.T. Cotton	NA	NA	-
	Hathras	Desi	NA	NA	-
Telangana	Adilabad	Un-Ginned	NA	NA	-
Andhra Pradesh	Guntur	Un-Ginned	NA	NA	-
	Kurnool	Un-Ginned	NA	NA	-
	Krishna	Un-Ginned	NA	NA	-
	East Godavari	Un-Ginned	NA	NA	-
Karnataka	Bijapur	Bunny	100	205	-105
	Hubli	D.C.H.	6	6	Unch
	Hubli	B.T. Cotton	NA	NA	-
	Raichur	H-44 Cotton	127	127	Unch
Commodity	Lint		Weekly Sum Arrivals (Quintal)		Change
State	Centre	Variety	10th Aug to 16th Aug 2018	03rd Aug to 09 th Aug 2018	
Punjab	Bhatinda	J-34	NA	NA	-
	Abohar	J-34	NA	NA	-
	Mansa	J-34	NA	NA	-
Haryana	Sirsa	J-34	NA	NA	-



Rajasthan	Sri-Ganganagar	J-34	NA	NA	-
-----------	----------------	------	----	----	---

**Week on Week Price: Scenario of Cotton:**

Commodity	Kapas		Today	Week Ago	Month Ago	Year Ago
State	Centre	Variety	23-Aug-18	16-Aug-18	23-Jul-18	23-Aug-17
Gujarat	Ahmedabad	Shankar-6	NA	NA	NA	NA
	Gondal	Shankar-6	#N/A	NA	NA	#N/A
	Rajkot	B.T. Cotton	6470	6475	6150	#N/A
	Patan	B.T. Cotton	NA	NA	NA	NA
	Kadi	B.T. Cotton	NA	NA	NA	NA
	Deesa	B.T. Cotton	NA	NA	NA	NA
	Dhrol	B.T. Cotton	NA	NA	NA	NA
Punjab	Fazilika	B.T. Cotton	NR	NR	0	0
	Muktsar	B.T. Cotton	NR	NR	0	0
Haryana	Bhiwani	B.T. Cotton	NA	6000	5850	NA
	Bhiwani	Desi	NA	NA	NA	NA
	Adampur	B.T. Cotton	NA	NA	NA	NA
	Fatehabad	B.T. Cotton	NA	6060	5760	NA
	Jind	B.T. Cotton	NA	NA	NA	NA
	Uchana	B.T. Cotton	NA	NA	NA	NA
	Dabwali	B.T. Cotton	NA	NA	NA	NA
Rajasthan	Hanumangarh	B.T. Cotton	NA	NA	NA	NA
	Rawatsar	B.T. Cotton	NA	NA	NA	NA
Madhya Pradesh	Khandwa	Mech-1	NA	NA	NA	NA
	Khargaon	Mech-1	NA	NA	NA	NA
Maharashtra	Amravati	Mech-1	NA	NA	NA	NA
	Jamner	Medium Staple	NA	NA	NA	NA
Uttar Pradesh	Hathras	B.T. Cotton	NA	NA	NA	NA
	Hathras	Desi	NA	NA	NA	NA
Telangana	Adilabad	Un-Ginned	NA	NA	4230	NA
Andhra Pradesh	Guntur	Un-Ginned	NA	NA	NA	NA
	Kurnool	Un-Ginned	NA	NA	NA	NA
	Krishna	Un-Ginned	NA	NA	NA	NA



	East Godavari	Un-Ginned	NA	NA	NA	NA
Karnataka	Bijapur	Bunny	NA	NA	6464	NA
	Hubli	D.C.H.	NA	NA	NR	NA
	Hubli	B.T. Cotton	NA	NA	NR	NA
	Raichur	H-44 Cotton	NA	NA	5750	NA
Commodity	Lint		Today	Week Ago	Month Ago	Year Ago
State	Centre	Variety	23-Aug-18	16-Aug-18	23-Jul-18	23-Aug-17
Punjab	Bhatinda	J-34	4840	4810	4830	4440
	Abohar	J-34	4840	4790	4840	4440
	Mansa	J-34	4825	4750	4830	0
	Muktsar	J-34	NR	NR	0	0
	Fazilika	J-34	NR	NR	0	0
Haryana	Sirsa	J-34	4830	4780	4820	4450
Rajasthan	Sri-Ganganagar	J-34	#N/A	#N/A	0	0

#### Cotton Arrivals in Key Centers:

Commodity	Kapas		Arrivals (Quintal)	Arrivals (Quintal)	Arrivals (Quintal)	Arrivals (Quintal)
State	Centre	Variety	23-Aug-18	16-Aug-18	23-Jul-18	23-Aug-17
Gujarat	Ahmedabad	Shankar-6	NA	NA	0	0
	Gondal	Shankar-6	NA	NA	4	90
	Rajkot	B.T. Cotton	160	280	280	0
	Patan	B.T. Cotton	NA	NA	0	0
	Kadi	B.T. Cotton	NA	NA	0	0
	Deesa	B.T. Cotton	NA	NA	0	0
	Dhrol	B.T. Cotton	NA	NA	6	0
Punjab	Fazilika	B.T. Cotton	NR	NR	0	0
	Muktsar	B.T. Cotton	NR	NR	0	0
Haryana	Bhiwani	B.T. Cotton	#N/A	NA	50	#N/A
	Bhiwani	Desi	#N/A	NA	NA	#N/A
	Adampur	B.T. Cotton	#N/A	NA	NA	#N/A
	Fatehabad	B.T. Cotton	#N/A	NA	40	#N/A





	Jind	B.T. Cotton	#N/A	NA	NA	#N/A
	Uchana	B.T. Cotton	#N/A	NA	NA	#N/A
	Dabwali	B.T. Cotton	#N/A	NA	NA	#N/A
Rajasthan	Hanumangarh	B.T. Cotton	#N/A	#N/A	0	0
	Rawatsar	B.T. Cotton	#N/A	#N/A	0	0
Madhya Pradesh	Khandwa	Mech-1	#N/A	#N/A	0	0
	Khargaon	Mech-1	#N/A	#N/A	0	0
Maharashtra	Amravati	Mech-1	#N/A	#N/A	0	0
	Jamner	Medium Staple	#N/A	#N/A	0	0
Uttar Pradesh	Hathras	B.T. Cotton	#N/A	#N/A	0	450
	Hathras	Desi	#N/A	#N/A	0	150
Telangana	Adilabad	Un-Ginned	#N/A	#N/A	0	0
Andhra Pradesh	Guntur	Un-Ginned	#N/A	#N/A	0	0
	Kurnool	Un-Ginned	#N/A	#N/A	0	0
	Krishna	Un-Ginned	#N/A	#N/A	0	0
	East Godavari	Un-Ginned	#N/A	#N/A	0	0
Karnataka	Bijapur	Bunny	#N/A	#N/A	157	0
	Hubli	D.C.H.	#N/A	#N/A	4	0
	Hubli	B.T. Cotton	#N/A	#N/A	0	0
	Raichur	H-44 Cotton	#N/A	#N/A	105	0
Commodity	Lint		Arrivals (Quintal)	Arrivals (Quintal)	Arrivals (Quintal)	Arrivals (Quintal)
State	Centre	Variety	23-Aug-18	16-Aug-18	23-Jul-18	23-Aug-17
Punjab	Bhatinda	J-34	NA	NA	0	0
	Abohar	J-34	NA	NA	0	0
	Mansa	J-34	NA	NA	0	0
Haryana	Sirsa	J-34	NA	NA	0	0
Rajasthan	Sri-Ganganagar	J-34	#N/A	#N/A	0	0

#### Disclaimer

The information and opinions contained in the document have been compiled from sources believed to be reliable. The company does not warrant its accuracy, completeness and correctness. Use of data and information contained in this report is at your own risk. This document is not, and should not be construed as, an offer to sell or solicitation to buy any commodities. This document may not be reproduced, distributed or published, in whole or in part, by any recipient hereof for any purpose without prior permission from the Company. IASL and its affiliates and/or their officers, directors and employees may have positions in any commodities mentioned in this document (or in any related investment) and may from time to time add to or dispose of any such commodities (or investment). Please see the detailed disclaimer at <http://www.agriwatch.com/disclaimer.php> © 2018 Indian Agribusiness Systems Ltd.