

Domestic market summary

Domestic market Scenario: Cotton spot markets noticed Range bound during the week. Average price of Lint at Sirsa during the week was Rs.4811 per maund (of 37.32 Kg each), unchanged compared to the previous week price of Rs 4818 Cotton fiber (Shankar-6) prices noticed slightly firm this week Average price was Rs 47800 per candy (of 355.6 kg each) during the week, which was Rs 47750 per candy previous week.

Weekly Price Outlook : In the coming week we expect Kapas price to remain to Range bound with the price band of Rs 5800-6500 per quintal in the Rajkot market. Lint price at Sirsa is likely to be in range of Rs 4500-5000 per maund.

Major Market Highlights:

- Cotton prices are expected to Range-bound. Due to improving acreage and weather conditions in top cotton growing states - Gujarat and Maharashtra and incidence of pest attack and increase in MSP by government may keep the prices supported going ahead.
- Major Cotton growing states are facing issues, including deficit rainfall, shifting away from cotton to other crops and the outbreak of the pink bollworm infestation on crops. In the country overall, sowing till August 30 stood at 117.66 lakh hectares compared to 124.50 lakh hectares in the same period last year, sowing is likely to reach 119.1 lakh hectares this season.
- As many as 700 villages in Maharashtra (mainly from Marathwada, Vidarbha and north Maharashtra regions) have officially confirmed that the outbreak of the pink bollworm infestation on cotton crops has crossed the economic threshold limit. The crossing of the threshold means that a sizable amount of the crop may be lost to the pest. This year, 39.7 lakh hectares of area has been brought under the cotton cultivation in Maharashtra, against last year's 41.1 lakh hectares.
- The Cotton Corporation of India (CCI) has signed a memorandum of understanding with the Central Warehousing Corporation to use its warehouses for cotton storage. CCI purchased 3.6 lakh bales of cotton at MSP during the current cotton season. With the steep hike in MSP, the CCI might have to purchase huge quantities next season. During the current season CCI used 170 warehouses across the country, including those, of CWC, state government and private facilities.
- Due to irregular rains, cotton season is likely to begin late by a month in Gujarat. Normally, the new cotton season begins in October and ends in September every year, but this time it is expected that new arrival will start from October end or in November due to abnormal monsoons in the state. The state has witnessed late monsoon and as a result many farmers have sown cotton crop late this year. Moreover, frequency of rains is also not normal.
- As per Commerce ministry data, cotton exports in June surged by 27.6% to 570,000 bales (170 kg each) as compared to last year. India is likely to export 7 million bales of cotton in 2018/19 with China alone accounting for 30-40 percent, down 15% from an earlier estimate of 8 million bales due to low crops.

Domestic Cotton Balance sheet

Supply	2016-17	2017-18	2018-19*
Opening Stock	36.5	30	20
Production	337.25	365	353
Imports	27	15	27
Total Supply	400.75	410	400
Demand			
Mill	265	275	280
Small mill	27	30	35
Non Mill	15.75	15	20
Total Consumption	307.75	320	335
Exports	63	70	60
Total Consumption	370.75	390	390
Ending Stocks	30	20	10

Source:Agriwatch &CAI

Balance Sheet Highlight (2017-18):

As per the latest estimates by Agriwatch, cotton output in country during the season 2018-19 would be around 353 lakh bales (of 170 kg each) which is lower compared to production of last season.

Following lower production, imports will rose marginally to 27 lakh bales compared to 15 lakh bales in previous season.

Due to lower opening stock imports, and lower production of cotton availability would be standing lower this season at 400lakh bales compared to 410 lakh bales during the previous season.

Total domestic consumption (Including mill, small mill and non-mill consumption) would be around 335 lakh bales compared to 320 lakh bales during the previous season.

Cotton exports are expected to remain lower as that of previous year. It is expected that country would export around 60 lakh bales of cotton in the season 2017-18.

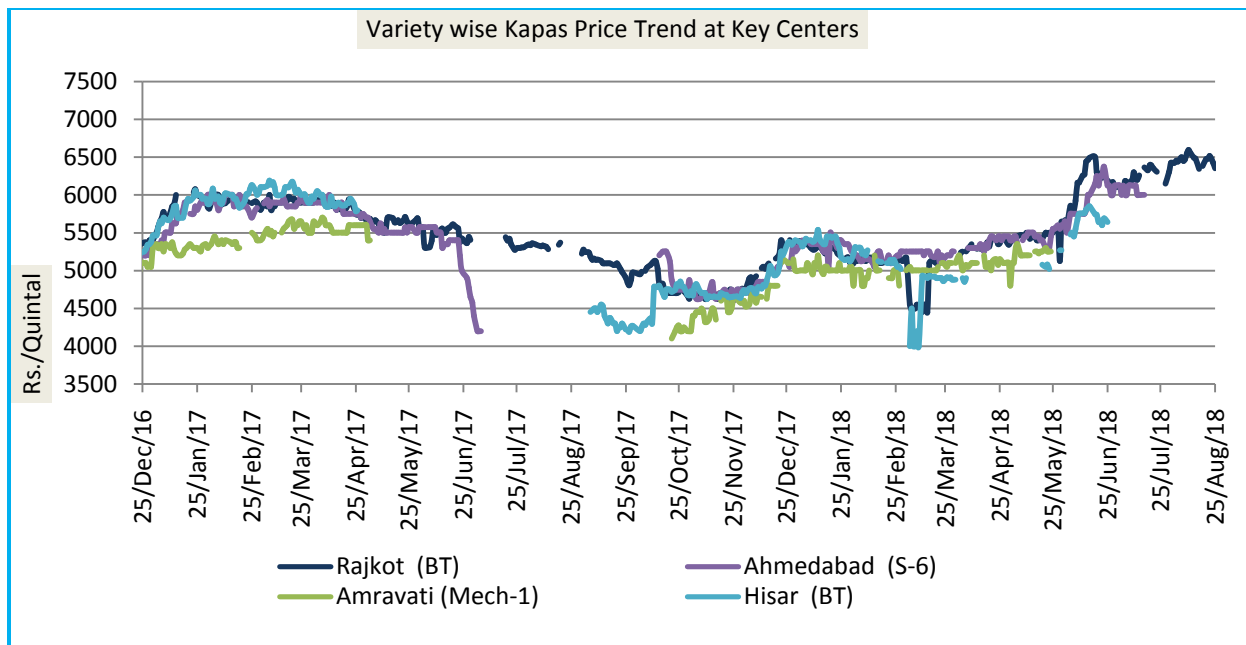
Ending stocks are expected to be around 10 lakh bales, it is lower compared to the ending stocks of previous season.

Domestic Cotton Prices Scenario

Kapas (Raw Cotton) Weekly Price Scenario

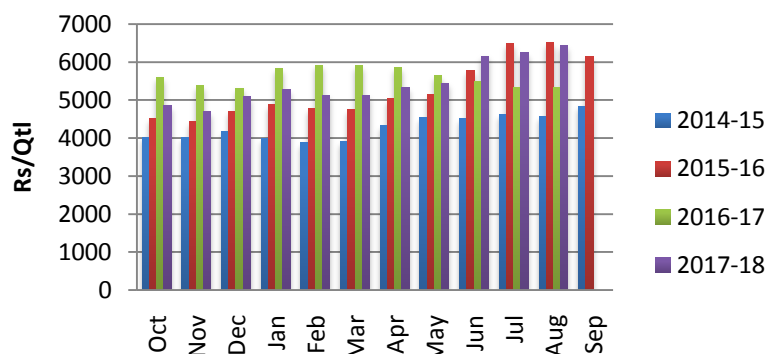
Weekly Price Review: Weekly kapas average price at Rajkot rose is Rs 6320/quintal this week.

Weekly Price Outlook: Kapas prices are expected to remain range-bound in coming days. The expected range for Kapas at Rajkot is Rs 5500-6500 per quintal for the coming week.



Kapas Monthly M-o-M Price Scenario

Monthly Average Kapas (Bt) Prices at Rajkot

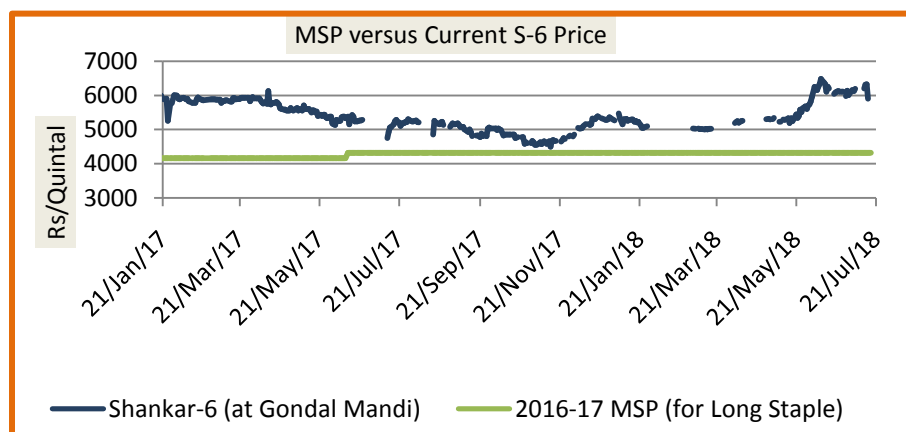


Kapas(seed cotton) prices in country noticed firm tone during the Aug month when compared to the previous month, and the same is ruling higher compared to the prices during the corresponding month of the previous season.

Monthly average price of Kapas at Rajkot remained Rs.6426 per quintal during Aug, which was Rs.6253 during previous month and Rs. 5323 per quintal during the corresponding month last year. We expect Kapas prices to remain to firm in the coming month. The expected price range for Aug month is likely to be Rs 5500-6500

per quintal.

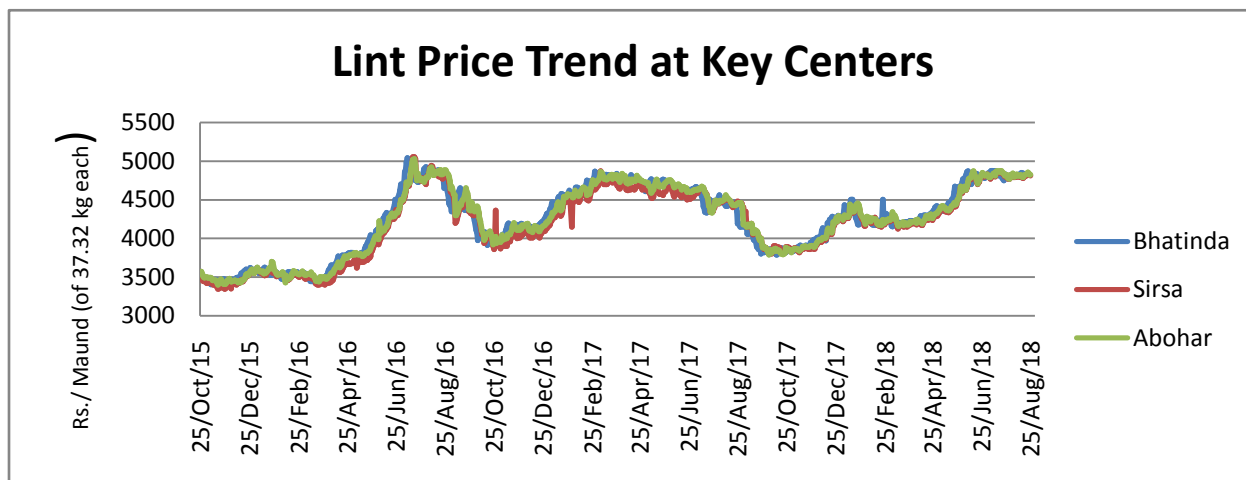
Spot Price versus MSP



The Kapas prices are ruling above the MSP so far. The gap between the two prices has increased this 4TH week of July. The average gap between the prices was Rs1960 compared to Rs 1800 a week earlier. This indicates prices are increasing.(With limited arrivals market is closed)

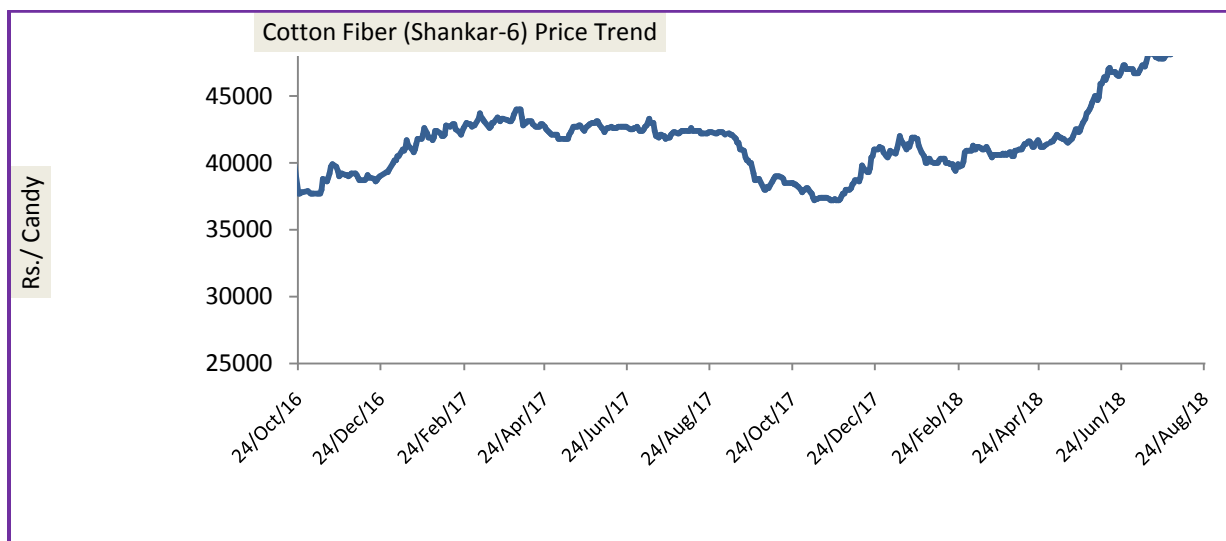
Lint price Outlook

Lint prices remained slightly weak during the week owing to tight tone prevailing in market. Weekly average price of Lint at Sirsa remained Rs.4810 per maund of 37.32 kg each, slightly lower compared to the previous week price of Rs. 4818 per maund.



Cotton Fiber price Outlook

Cotton fiber noticed slightly up trend in this week compared to the previous week amid good demand in domestic and international market, weekly average prices noticed slightly weak this week Average price was Rs 47800 per candy (of 355.6 kg each) during the week, which was Rs47750 per candy previous week. and around Rs 42210 per candy during the corresponding week previous season. We expect cotton fiber to remain in range of Rs 45000 -49000 per candy in the coming week candy.

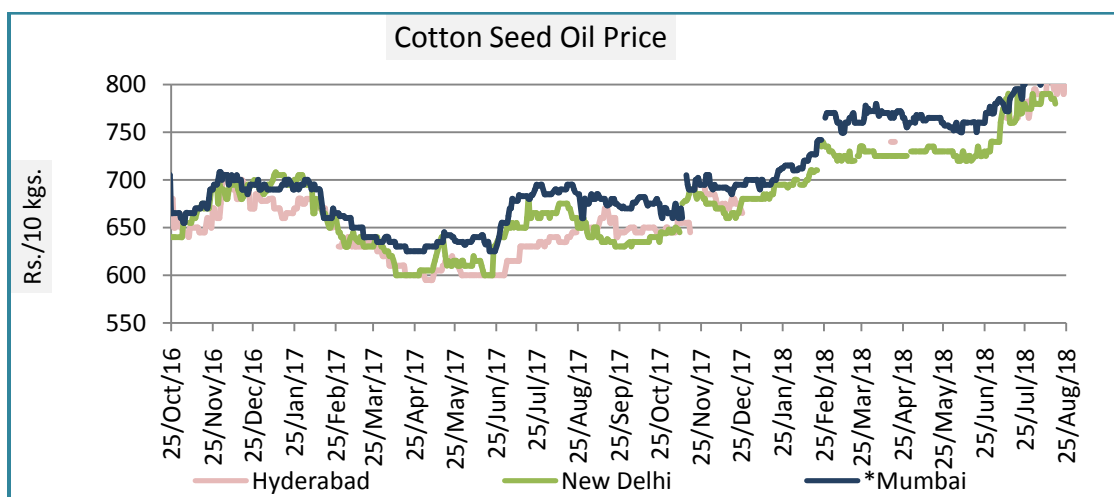


Cotton Seed Oil and Cotton Seed Oil Cake

Cotton Seed Oil monthly Price Scenario

Cotton seed oil price noticed slightly weak tone during the week. Weekly average price in New Delhi is Rs 774 per 10 Kg, lower compared to the weekly average price of Rs 789 per 10 Kg in previous week.

Centers	Weekly Average Price as on (Rs/10 kg.)		% Change
	30-Aug-18	23-Aug-18	
New Delhi	774	789	-1.90
Rajkot	801	812	-1.35
Hyderabad	798	796	0.25
Mumbai*	819	825	-0.73

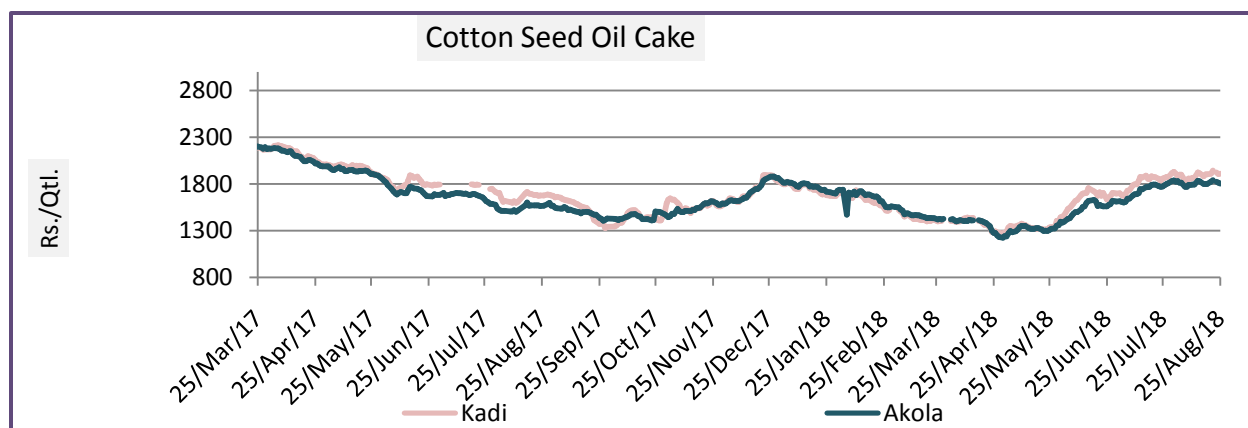


Cotton Seed Oil Cake weekly Price Scenario

Cotton seed oil cake price noticed slightly weak tone during this week. Weekly average price in Akola remained Rs 1778 per quintal, lower compared to the weekly average price of Rs 1817 per quintal in the previous week.

Centers	Weekly Average Price as on (Rs/quintal.)*		% Change
	30-Aug-18	23-Aug-18	
Kadi	1885	1916.6	-1.65
Akola	1778	1817	-2.15

*Source: NCDEX



International Market Scenario

International cotton prices remained slightly firm during the week. Cotlook A index weekly average stood 92.60 at cents/pound this week, which was 92.17cents/pound during last week

Major Market Highlights:

ICE cotton futures were little changed on Friday ahead of a three-day long U.S. holiday weekend, but prices fell about 8 percent for the month amid nagging concerns about the U.S.-China trade dispute. The most active cotton contract on ICE Futures U.S., the second-month December contract settled down 0.04 cent, or 0.05 percent, at 82.22 cents per lb. It traded within a range of 82.06 and 82.97 cents a lb.

On August 31, the reserve sales of reserve cotton was 30003.2894 tons, the actual turnover was 25,695.1033 tons, and the turnover rate was 85.64%. The average transaction price was 14,968 yuan/ton (up 177 yuan/ton from the previous day); the price of 3128 was 16,442 yuan/ton (107 yuan ton from the previous day). From March 12 to August 31, the accumulated turnover of reserve cotton was 2,117,300 tons, and the turnover rate was 57.83%.

U.S. 2018 Cotton Production Forecast Higher in August According to USDAs first survey-based forecast of the 2018 cotton crop, U.S. production is estimated at 19.2 million bales, compared with Julys projection of 18.5 million bales and last seasons final estimate of 20.9 million bales. Compared with 2017, lower estimates for U.S. cotton harvested area and yield account for this seasons production decline.

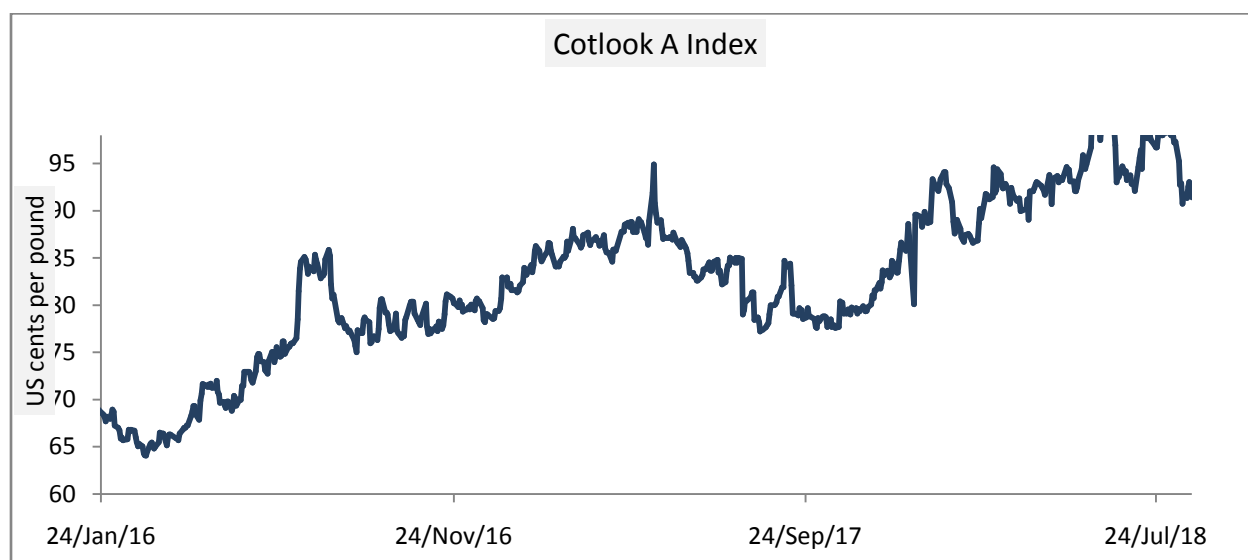
This month's 2018/19 U.S. cotton forecast includes higher beginning stocks, production, exports, and ending stocks relative to last month. Production for the 2018 crop is raised 4 percent to 19.2 million bales, on this season's first survey-based production forecast. Beginning stocks are raised 0.4 million bales due to lower-than-expected 2017/18, exports are 0.5 million bales higher, at 15.5 million bales. Ending stocks are 0.6 million bales higher this month. Projected world 2018/19 ending stocks are down 1 percent this month, due to a combination of lower beginning stocks and higher consumption offsetting higher production. Beginning stocks are reduced 0.45 million bales, reflecting both lower production and higher consumption estimates for 2017/18. Production in 2018/19 is increased 0.4 million bales, with higher expected crops in the United States,

Argentina, and Turkey offsetting reduced crops in Uzbekistan, Australia, and Turkmenistan. Consumption is raised 660,000 bales, led by a 300,000-bale increase for Pakistan, with smaller increases in Indonesia, Turkey, and other countries.

Cotlook A Index

Cotlook A index remained slightly firm during the week.

Cotlook A Index	Weekly Average Price as on		% Change
	30-Aug-18	23-Aug-18	
Prices	92.6	92.17	0.47
Prices in US cents per Pound			

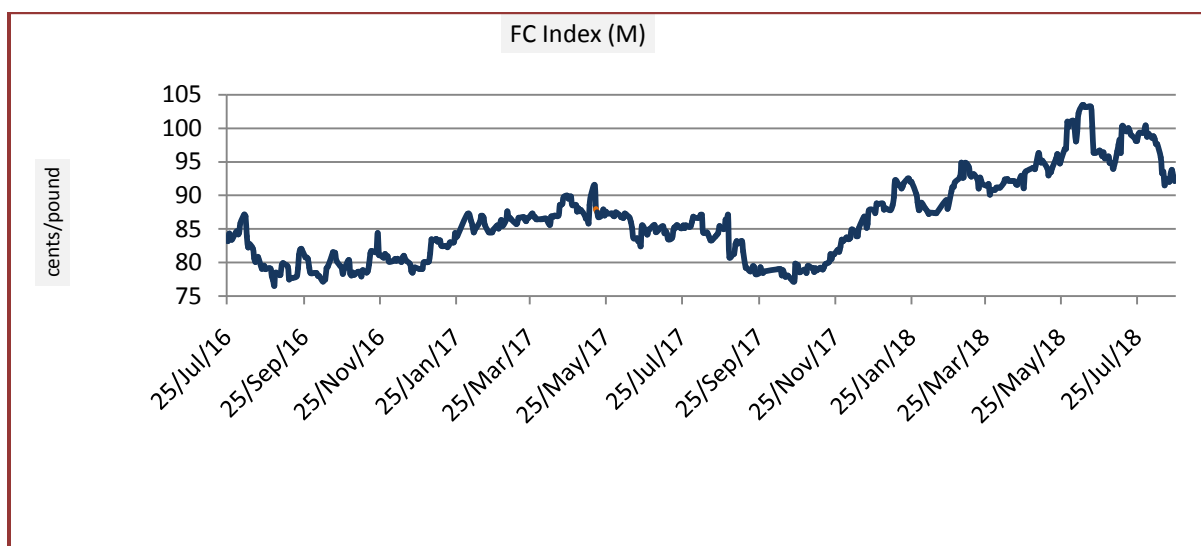


China Cotton Index and Foreign Cotton Index

According to the National Bureau of Statistics, cotton production in China declined by 4.6 per cent in 2017 to 5.34 million tons compared to the previous year. Production has declined amid decline in acreage and yields. Acreage has declined by 11.1 per cent to 3.38 million hectares. Yields of cotton declined by 260,000 tons to 5.34 million tons.

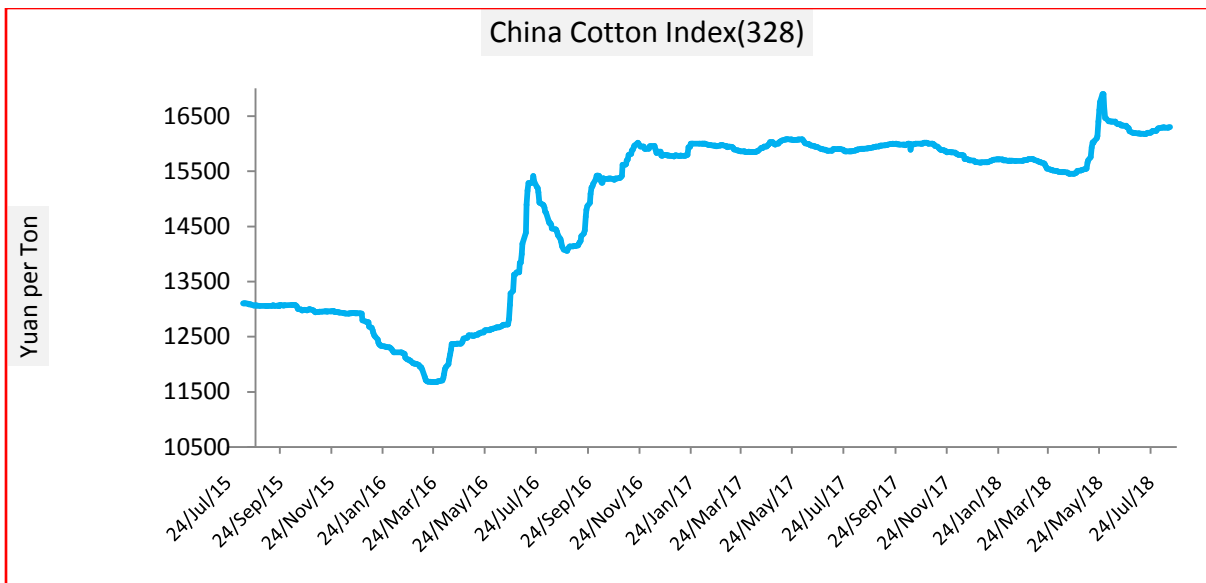
In 2017, China's cotton yarn import declined by 30 per cent y-o-y to 960 mkg worth US\$2430 million. According to report released by www.yarnsandfibers.com (YarnsandFibers), imports from India declined by 49 per cent to US\$560 million for 231 mkg. Price-wise, Pakistan was the cheapest supplier of cotton yarn for China, followed by India and then by Vietnam.

Cotton Index	Monthly Average Price as on		% Change
	23-Aug-18	16-Aug-18	
FC (S)	96.48	96.25	0.24
FC (M)	92.99	92.88	0.12
FC (L)	90.96	90.81	0.17
Prices in US cents per Pound			



China Index remained slightly firm during the Week. CC Index (328) remained 16309 Yuan per ton during the week. Average was 16293 Yuan per ton during previous week.

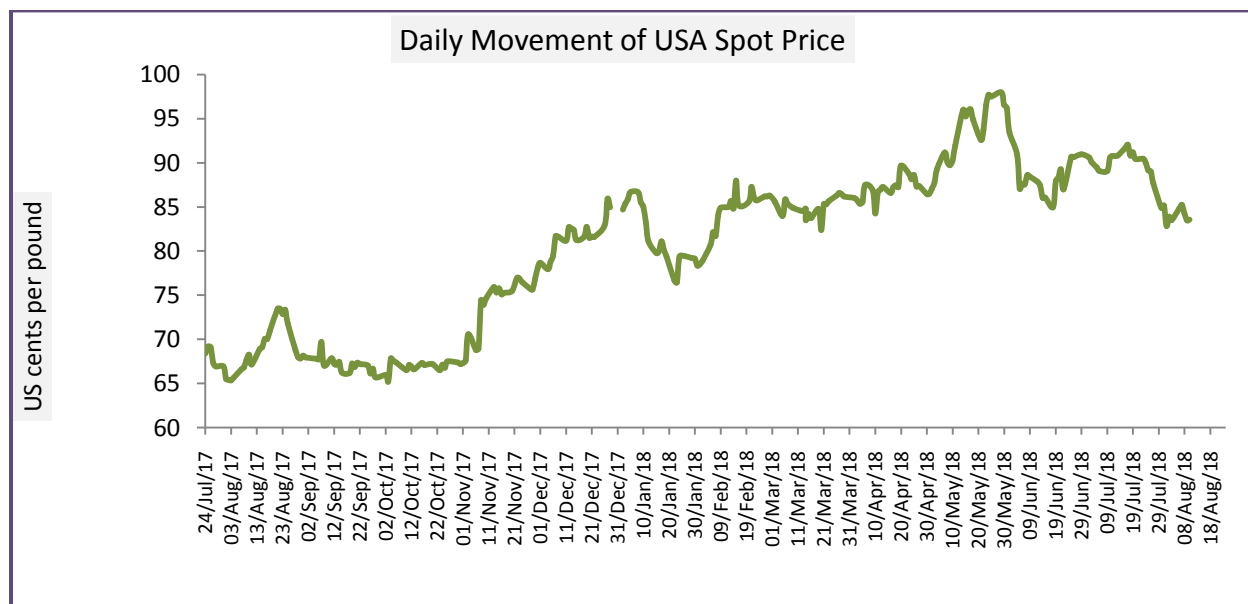
Cotton Index	Monthly Average Price as on		% Change
	30-Aug-18	23-Aug-18	
CCIndex(328)	16309	16293	0.10
CCIndex(527)	15132	15116	0.11
CCIndex(229)	17006	16999	0.04
Prices in Yuan per ton			



USA Spot Prices

As per the United States Department of Agriculture (USDA) estimates, India has surpassed China's cotton production to become the largest cotton producing country with 365 lakh bales of production. India is followed by China (353 lakh bales), the U.S. (273 lakh bales), Pakistan (105 lakh bales) and Brazil (103 lakh bales).

USA Spot Prices	Monthly Average Price as on		% Change
	30-Aug-18	23-Aug-18	
Prices	84.66	84.27	0.46
Prices in US cents per Pound			



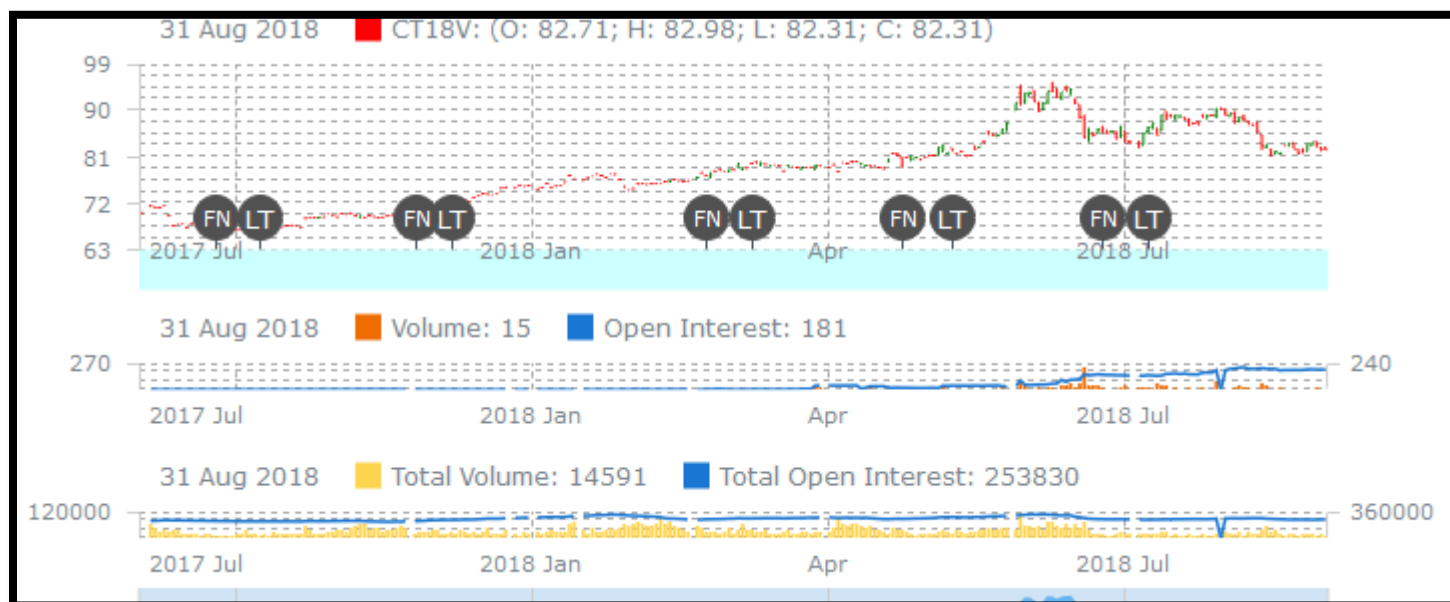
Pakistan Spot Prices

In Pakistan raw cotton exports from the country during 11 months of current financial year grew by 32.66 percent as against the exports of the corresponding period of last year. According the latest data released by the Pakistan Bureau of Statistics, during the period from July-May, 2017-18, country exported about 34,969 metric tons of raw cotton as compared the exports of 25,349 metric tons last y

Karachi Spot Prices	Monthly Average Price as on		% Change
	30-Aug-18	23-Aug-18	
Prices	8200	8210	-0.12
Prices in Rs per 37.32 Kg			

Technical Analysis of Cotton Future (Oct'18 Contract) at ICE

Weekly Technical Outlook:



- Candlesticks denote bearish movement in the market.
- Volume increased while Open Interest decreased.
- We expect cotton prices to remain sideways to firm in the coming week.

Expected Price Range During Coming month

Expected Trend	Expected Trading Band
Range bound to Bearish Momentum	80-85

Expected Support and Resistance

Support 1	Support 2	Resistance 1	Resistance 2
80.00	78.00	110.00	100.00

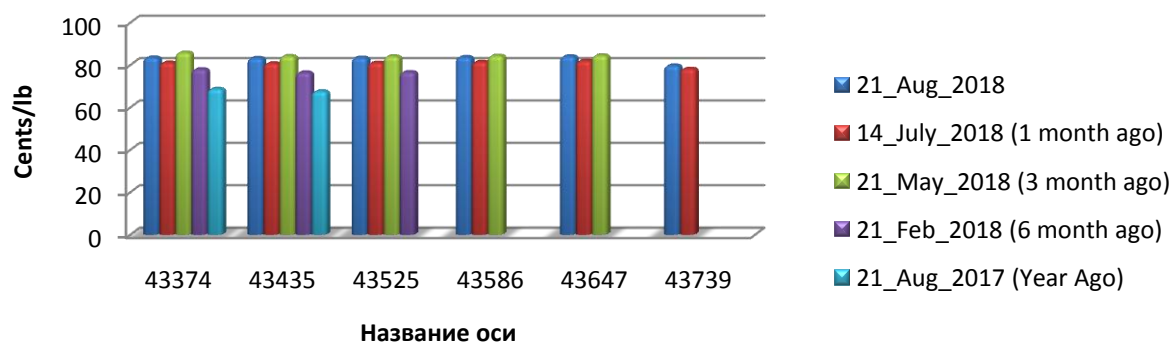
Figures in US cents/pound

Cotton Future Prices at IC

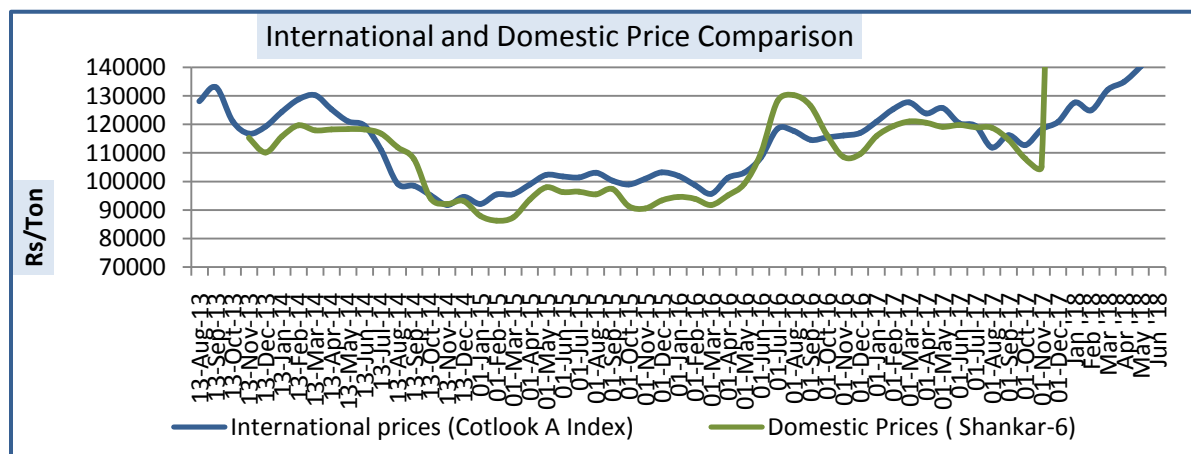
Cotton Future Prices:

Contract s	28_Aug_2018	28_July_2018 (1 month ago)	28_May_2018 (3 month ago)	28_Feb_2018 (6 month ago)	28_Aug_2017 (Year Ago)	% Change over a month	% Change over previous year
01-Oct-18	83.81	87.08	87.52	78.3	70.33	-3.76	19.17
01-Dec-18	83.58	86.96	86.65	77.11	69.83	-3.89	19.69
01-Mar-19	83.58	87.03	86.24	77.26		-3.96	
01-May-19	84.12	87.11	86.07			-	
01-Jul-19	84.34	81.82	85.97			3.08	
01-Oct-19	79.52						

Monthly-Yearly Price Movements



International and Domestic Price Comparison



Domestic Cotton Prices and Arrivals at Key Centers

Cotton Prices at Key Spot Markets:

Commodity	Kapas		Weekly Average Prices (Rs./Quintal)		
			24th Aug to 30th Aug 2018	17th Aug to 23rd Aug 2018	
State	Centre	Variety			Change
Gujarat	Ahmedabad	Shankar-6	NA	NA	-
	Gondal	Shankar-6	NA	NA	-
	Rajkot	B.T. Cotton	6320	6464	-144
	Patan	B.T. Cotton	NA	NA	-
	Kadi	B.T. Cotton	NA	NA	-
	Deesa	B.T. Cotton	NA	NA	-
	Dhrol	B.T. Cotton	NA	NA	-
Punjab	Fazilika	B.T. Cotton	NA	NA	-
	Muktsar	B.T. Cotton	NA	NA	-
Haryana	Bhiwani	B.T. Cotton	6033	6062	-29
	Bhiwani	Desi	NA	NA	-
	Adampur	B.T. Cotton	NA	NA	-
	Fatehabad	B.T. Cotton	6070	6076	-6
	Jind	B.T. Cotton	NA	NA	-
	Uchana	B.T. Cotton	NA	NA	-
	Dabwali	B.T. Cotton	NA	NA	-
Rajasthan	Hanumangarh	B.T. Cotton	NA	NA	-



	Rawatsar	B.T. Cotton	NA	NA	-
Madhya Pradesh	Khandwa	Mech-1	NA	NA	-
	Khargaon	Mech-1	NA	NA	-
	Amravati	Mech-1	NA	NA	-
Maharashtra	Jamner	Medium Staple	NA	NA	-
	Hathras	B.T. Cotton	NA	NA	-
Uttar Pradesh	Hathras	Desi	NA	NA	-
	Adilabad	Un-Ginned	4330	4320	10
Andhra Pradesh	Guntur	Un-Ginned	NA	NA	-
	Kurnool	Un-Ginned	NA	NA	-
	Krishna	Un-Ginned	NA	NA	-
	East Godavari	Un-Ginned	NA	NA	-
	Bijapur	Bunny	6265	6265	Unch
Karnataka	Hubli	D.C.H.	4220	4210	20
	Hubli	B.T. Cotton	NA	NA	-
	Raichur	H-44 Cotton	6066	6066	Unch
Commodity	Lint		Prices (Rs./Maund of 37.32kg each)		Change
State	Centre	Variety	24th Aug to 30th Aug 2018	17th Aug to 23rd Aug 2018	
Punjab	Bhatinda	J-34	4824	4831	-7
	Abohar	J-34	4826	4833	-7
	Mansa	J-34	4821	4806	15
	Muktsar	J-34	NA	NA	
	Fazilika	J-34	NA	NA	
Haryana	Sirsa	J-34	4811	4818	-7
Rajasthan	Sri-Ganganagar	J-34	NA	NA	

Cotton Arrivals in Key Centers:

Commodity	Kapas		Weekly Sum Arrivals (Quintal)		Change
State	Centre	Variety	24th Aug to 30th Aug 2018	17th Aug to 23rd Aug 2018	
Gujarat	Ahmedabad	Shankar-6	NA	NA	-
	Gondal	Shankar-6	NA	NA	-
	Rajkot	B.T. Cotton	574	1120	-546
	Patan	B.T. Cotton	NA	NA	-
	Kadi	B.T. Cotton	NA	NA	-
	Deesa	B.T. Cotton	NA	NA	-



	Dhrol	B.T. Cotton	NA	NA	-
Punjab	Fazilika	B.T. Cotton	NA	NA	-
	Muktsar	B.T. Cotton	NA	NA	-
Haryana	Bhiwani	B.T. Cotton	2600	1700	900
	Bhiwani	Desi	NA	NA	-
	Adampur	B.T. Cotton	NA	NA	-
	Fatehabad	B.T. Cotton	NA	NA	-
	Jind	B.T. Cotton	NA	NA	-
	Uchana	B.T. Cotton	NA	NA	-
	Dabwali	B.T. Cotton	NA	NA	-
Rajasthan	Hanumangarh	B.T. Cotton	NA	NA	-
	Rawatsar	B.T. Cotton	NA	NA	-
Madhya Pradesh	Khandwa	Mech-1	NA	NA	-
	Khargaon	Mech-1	NA	NA	-
Maharashtra	Amravati	Mech-1	NA	NA	-
	Jamner	Medium Staple	NA	NA	-
Uttar Pradesh	Hathras	B.T. Cotton	NA	NA	-
	Hathras	Desi	NA	NA	-
Telangana	Adilabad	Un-Ginned	NA	NA	-
Andhra Pradesh	Guntur	Un-Ginned	NA	NA	-
	Kurnool	Un-Ginned	NA	NA	-
	Krishna	Un-Ginned	NA	NA	-
	East Godavari	Un-Ginned	NA	NA	-
Karnataka	Bijapur	Bunny	120	100	20
	Hubli	D.C.H.	6	6	Unch
	Hubli	B.T. Cotton	NA	NA	-
	Raichur	H-44 Cotton	127	127	Unch
Commodity	Lint		Weekly Sum Arrivals (Quintal)		Change
State	Centre	Variety	10th Aug to 16th Aug 2018	03rd Aug to 09 th Aug 2018	
Punjab	Bhatinda	J-34	NA	NA	-
	Abohar	J-34	NA	NA	-
	Mansa	J-34	NA	NA	-
Haryana	Sirsa	J-34	NA	NA	-



Rajasthan	Sri-Ganganagar	J-34	NA	NA	-
-----------	----------------	------	----	----	---

Week on Week Price: Scenario of Cotton:

Commodity	Kapas		Today	Week Ago	Month Ago	Year Ago
State	Centre	Variety	30-Aug-18	23-Aug-18	30-Jul-18	30-Aug-17
Gujarat	Ahmedabad	Shankar-6	NA	NA	NA	NA
	Gondal	Shankar-6	NA	NA	NA	#N/A
	Rajkot	B.T. Cotton	6285	6470	6150	NA
	Patan	B.T. Cotton	NA	NA	NA	NA
	Kadi	B.T. Cotton	NA	NA	NA	NA
	Deesa	B.T. Cotton	NA	NA	NA	NA
	Dhrol	B.T. Cotton	NA	NA	NA	NA
Punjab	Fazilika	B.T. Cotton	NR	NR	NA	NA
	Muktsar	B.T. Cotton	NR	NR	NA	NA
Haryana	Bhiwani	B.T. Cotton	5800	NA	5870	NA
	Bhiwani	Desi	NA	NA	NA	NA
	Adampur	B.T. Cotton	NA	NA	NA	NA
	Fatehabad	B.T. Cotton	6000	NA	5750	NA
	Jind	B.T. Cotton	NA	NA	NA	NA
	Uchana	B.T. Cotton	NA	NA	NA	NA
	Dabwali	B.T. Cotton	NA	NA	NA	NA
Rajasthan	Hanumangarh	B.T. Cotton	NA	NA	NA	NA
	Rawatsar	B.T. Cotton	NA	NA	NA	NA
Madhya Pradesh	Khandwa	Mech-1	NA	NA	NA	NA
	Khargaon	Mech-1	NA	NA	NA	NA
Maharashtra	Amravati	Mech-1	NA	NA	NA	NA
	Jamner	Medium Staple	NA	NA	NA	NA
Uttar Pradesh	Hathras	B.T. Cotton	NA	NA	NA	NA
	Hathras	Desi	NA	NA	NA	NA
Telangana	Adilabad	Un-Ginned	4320	4320	4230	NA
Andhra Pradesh	Guntur	Un-Ginned	NA	NA	NA	NA
	Kurnool	Un-Ginned	NA	NA	NA	NA
	Krishna	Un-Ginned	NA	NA	NA	NA



	East Godavari	Un-Ginned	NA	NA	NA	NA
Karnataka	Bijapur	Bunny	NA	NA	6464	NA
	Hubli	D.C.H.	NA	NA	NR	NA
	Hubli	B.T. Cotton	NA	NA	NR	NA
	Raichur	H-44 Cotton	NA	NA	5750	NA
Commodity	Lint		Today	Week Ago	Month Ago	Year Ago
State	Centre	Variety	30-Aug-18	23-Aug-18	30-Jul-18	30-Aug-17
Punjab	Bhatinda	J-34	4825	4840	4830	4450
	Abohar	J-34	4830	4840	4840	4430
	Mansa	J-34	4800	4825	4830	0
	Muktsar	J-34	NR	NR	0	0
	Fazilika	J-34	NR	NR	0	0
Haryana	Sirsa	J-34	4810	4830	4820	4420
Rajasthan	Sri-Ganganagar	J-34	N/A	N/A	0	0

Cotton Arrivals in Key Centers:

Commodity	Kapas		Arrivals (Quintal)	Arrivals (Quintal)	Arrivals (Quintal)	Arrivals (Quintal)
State	Centre	Variety	30-Aug-18	23-Aug-18	30-Jul-18	30-Aug-17
Gujarat	Ahmedabad	Shankar-6	NA	NA	0	0
	Gondal	Shankar-6	NA	NA	4	90
	Rajkot	B.T. Cotton	57	160	210	0
	Patan	B.T. Cotton	NA	NA	0	0
	Kadi	B.T. Cotton	NA	NA	0	0
	Deesa	B.T. Cotton	NA	NA	0	0
	Dhrol	B.T. Cotton	NA	NA	6	0
Punjab	Fazilika	B.T. Cotton	NR	NR	0	0
	Muktsar	B.T. Cotton	NR	NR	0	0
Haryana	Bhiwani	B.T. Cotton	NA	NA	50	NA
	Bhiwani	Desi	NA	NA	NA	NA
	Adampur	B.T. Cotton	NA	NA	NA	NA
	Fatehabad	B.T. Cotton	NA	NA	40	NA
	Jind	B.T. Cotton	NA	NA	NA	N/A



	Uchana	B.T. Cotton	#N/A	NA	NA	#N/A
	Dabwali	B.T. Cotton	#N/A	NA	NA	#N/A
Rajasthan	Hanumangarh	B.T. Cotton	#N/A	#N/A	0	0
	Rawatsar	B.T. Cotton	#N/A	#N/A	0	0
Madhya Pradesh	Khandwa	Mech-1	#N/A	#N/A	0	0
	Khargaon	Mech-1	#N/A	#N/A	0	0
Maharashtra	Amravati	Mech-1	#N/A	#N/A	0	0
	Jamner	Medium Staple	#N/A	#N/A	0	0
Uttar Pradesh	Hathras	B.T. Cotton	#N/A	#N/A	0	450
	Hathras	Desi	#N/A	#N/A	0	150
Telangana	Adilabad	Un-Ginned	#N/A	#N/A	0	0
Andhra Pradesh	Guntur	Un-Ginned	#N/A	#N/A	0	0
	Kurnool	Un-Ginned	#N/A	#N/A	0	0
	Krishna	Un-Ginned	#N/A	#N/A	0	0
	East Godavari	Un-Ginned	#N/A	#N/A	0	0
Karnataka	Bijapur	Bunny	#N/A	#N/A	157	0
	Hubli	D.C.H.	#N/A	#N/A	4	0
	Hubli	B.T. Cotton	#N/A	#N/A	0	0
	Raichur	H-44 Cotton	#N/A	#N/A	105	0
Commodity	Lint		Arrivals (Quintal)	Arrivals (Quintal)	Arrivals (Quintal)	Arrivals (Quintal)
State	Centre	Variety	30-Aug-18	23-Aug-18	30-Jul-18	30-Aug-17
Punjab	Bhatinda	J-34	NA	NA	0	0
	Abohar	J-34	NA	NA	0	0
	Mansa	J-34	NA	NA	0	0
Haryana	Sirsa	J-34	NA	NA	0	0
Rajasthan	Sri-Ganganagar	J-34	#N/A	#N/A	0	0

Disclaimer

The information and opinions contained in the document have been compiled from sources believed to be reliable. The company does not warrant its accuracy, completeness and correctness. Use of data and information contained in this report is at your own risk. This document is not, and should not be construed as, an offer to sell or solicitation to buy any commodities. This document may not be reproduced, distributed or published, in whole or in part, by any recipient hereof for any purpose without prior permission from the Company. IASL and its affiliates and/or their officers, directors and employees may have positions in any commodities mentioned in this document (or in any related investment) and may from time to time add to or dispose of any such commodities (or investment). Please see the detailed disclaimer at <http://www.agriwatch.com/disclaimer.php> © 2018 Indian Agribusiness Systems Ltd.