

Domestic market summary

Domestic market Scenario: Most of the cotton spot markets were closed on last week due to Dussera. However the price varies based on the quality and moisture content in the crop. Cotton prices are expected to be range bound till 2nd picking, after that expecting to remain firm in the long term..Average price of Lint at Sirsa during the week was Rs. 4604 per maund (of 37.32 Kg each), higher compared to the previous week price of Rs 4498 Cotton fiber (Shankar-6) prices noticed firm this week Average price was Rs 46620 per candy (of 355.6 kg each) during the week, which was Rs 46250 per candy previous week.

Weekly Price Outlook : In the coming week we expect Kapas price to remain to Range bound with the price band of Rs 5500-6500 per quintal in the Rajkot market. Lint price at Sirsa is likely to be in range of Rs 4400-5000 per maund.

Major Market Highlights:

- New cotton season in Gujarat opens with higher prices this year. Cotton prices are about 20% higher as compared to last year (2017-18). New cotton prices in Gujarat are at Rs 46,200-46,500 per candy of 355 kg this year in mid-October as compared to Rs 38,500- 39,000 per candy in the corresponding period last year. According to traders and market experts, prices may not fall in the near future. Instead, prices could even rise. The depreciating rupee has made cotton prices favorable for export and countries like China are already actively purchasing the produce.
- Cotton prices are expected to remain firm in the long term with traders expecting export demand to pick up. Current delays in the arrival of crop in Gujarat and Rajasthan mandis may also support the prices. Agriwatch expect prices to move from the current Rs 22,300 per bale of 170 kg each to Rs 23,000 per bale in October. Increased demand from China, Bangladesh and Vietnam and the opening up of the Pakistan market for Indian cotton could firm up prices further.
- Cotton Corporation of India (CCI) proposes to open 43 cotton purchase centres in the AP state to purchase cotton because cotton arrivals will start in the next 15-days. Taking demand into consideration, the Central government has fixed Rs.5,450 as minimum support price (MSP) per quintal. The MSP for cotton was Rs 4,350 per quintal during last year.
- Gujarat Old Stock Cotton prices of 29 mm New Crop arrivals sold between 45,600 to 46,600 Rs./Candy. Outstate arrivals of new Crop Kapas from Madhya Pradesh and Maharashtra have started in Some quantities. All India Daily Arrivals remained 55,000 to 60,000 bales. Gujarat Daily Pressing was approximately 6,000 -7,000 bales.
- Rains have damaged around 70% cotton fields in the Haryana state and crop loss in some areas may be very high. Overall, the yield may drop to around 390 kg per ha,the official said. The state, in its first estimate for 2018-19 crop output pegged cotton output at 1.70 mln bales (1 bale = 170 kg) with acreage at 669,000 ha and yield at 432 kg per ha. At a yield of 390 kg per ha, output from 669,000 ha will be a little over 1.53 mln bales. As per the preliminary survey, 51-75% crop has been damaged over 100,000 ha, 26-50% on 190,000 ha, and up to 25% on 185,000 ha. Crop over 486,000 ha, which is 70% of the total area under the crop, has been damaged anywhere between 5% and 75%, the official said. Hisar and Sirsa are major cotton producing districts that have been severely affected by the rainfall in September. Haryana is the major producer of cotton in north India.

Domestic Cotton Balance sheet

Supply	2016-17	2017-18	2018-19*
Opening Stock	36.5	30	20
Production	337.25	365	353
Imports	27	15	27
Total Supply	400.75	410	400
Demand			
Mill	265	275	280
Small mill	27	30	35
Non Mill	15.75	15	20
Total Consumption	307.75	320	335
Exports	63	70	60
Total Consumption	370.75	390	390
Ending Stocks	30	20	10

Source:Agriwatch &CAI

Balance Sheet Highlight (2017-18):

As per the latest estimates by Agriwatch, cotton output in country during the season 2018-19 would be around 353 lakh bales (of 170 kg each) which is lower compared to production of last season.

Following lower production, imports will rise marginally to 27 lakh bales compared to 15 lakh bales in previous season.

Due to lower opening stock imports, and lower production of cotton availability would be standing lower this season at 400lakh bales compared to 410 lakh bales during the previous season.

Total domestic consumption (Including mill, small mill and non-mill consumption) would be around 335 lakh bales compared to 320 lakh bales during the previous season.

Cotton exports are expected to remain lower as that of previous year. It is expected that country would export around 60 lakh bales of cotton in the season 2017-18.

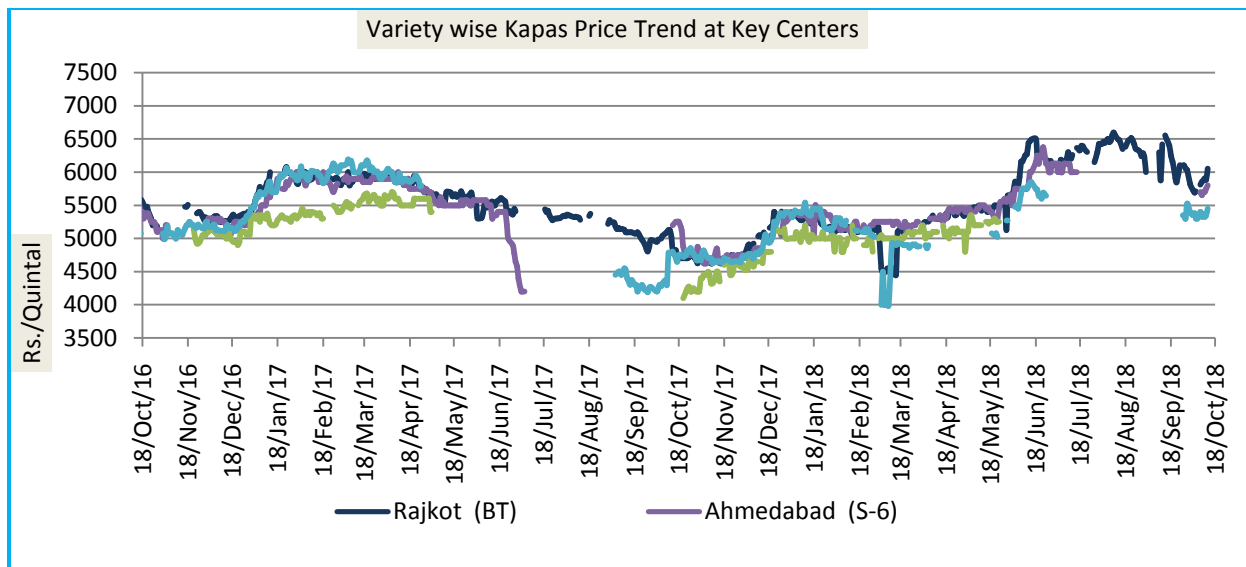
Ending stocks are expected to be around 10 lakh bales, it is lower compared to the ending stocks of previous season

Domestic Cotton Prices Scenario

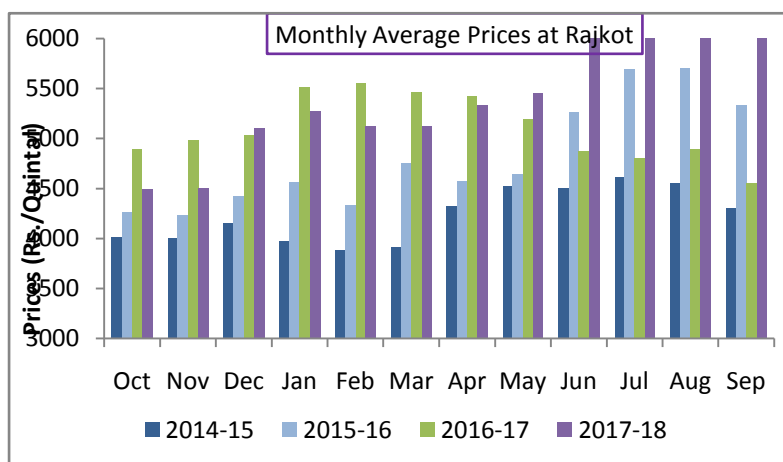
Kapas (Raw Cotton) Weekly Price Scenario

Weekly Price Review: Weekly kapas average price at Rajkot rose is Rs 6190 /quintal this week.

Weekly Price Outlook: Kapas prices are expected to remain range-bound in coming days. The expected range for Kapas at Rajkot is Rs 5400-6500 per quintal for the coming week.



Kapas Monthly M-o-M Price Scenario

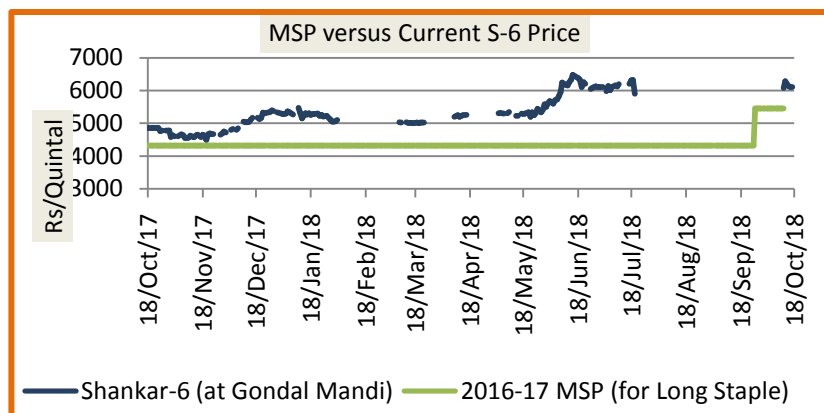


Kapas(seed cotton) prices in country noticed weak tone during the Sep month when compared to the previous month, and the same is ruling lower compared to the prices during the corresponding month of the previous season.

Monthly average price of Kapas at Rajkot remained Rs.6426 per quintal during Aug, which was Rs.6253 during previous month and Rs. 4920 per quintal during the corresponding month last year. We expect Kapas prices to remain to firm in the coming

month. The expected price range for Sep month is likely to be Rs 5500-6500 per quintal.

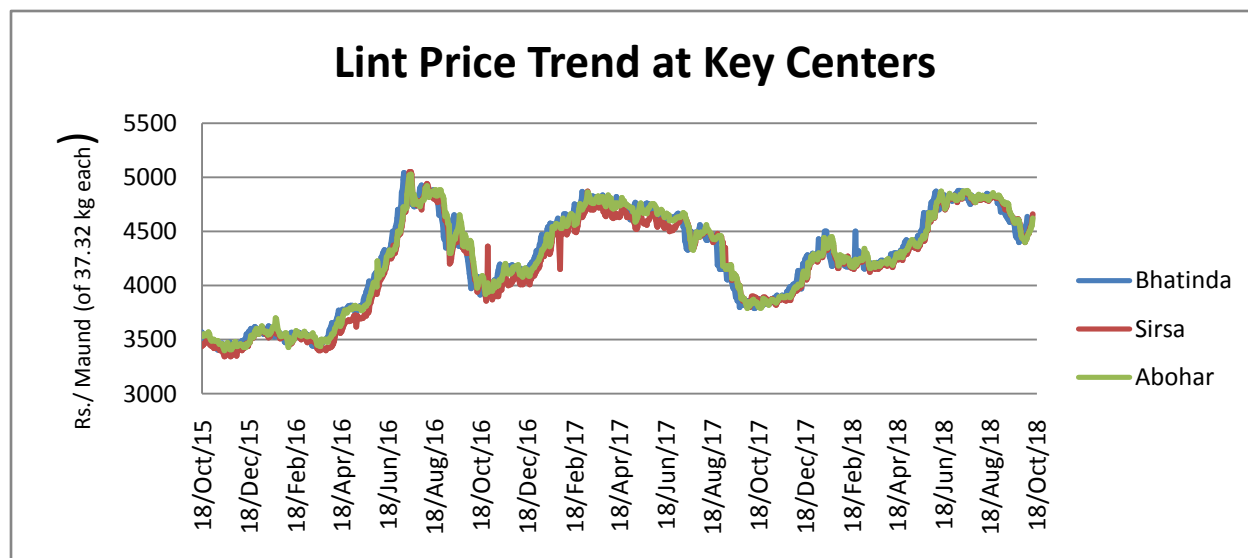
Spot Price versus MSP



The Kapas prices are ruling above the MSP so far. The gap between the two prices has increased this 4TH week of Oct. The average gap between the prices was Rs 690 compared to Rs 710 a week earlier. This indicates prices are increasing. (With limited arrivals market is closed)

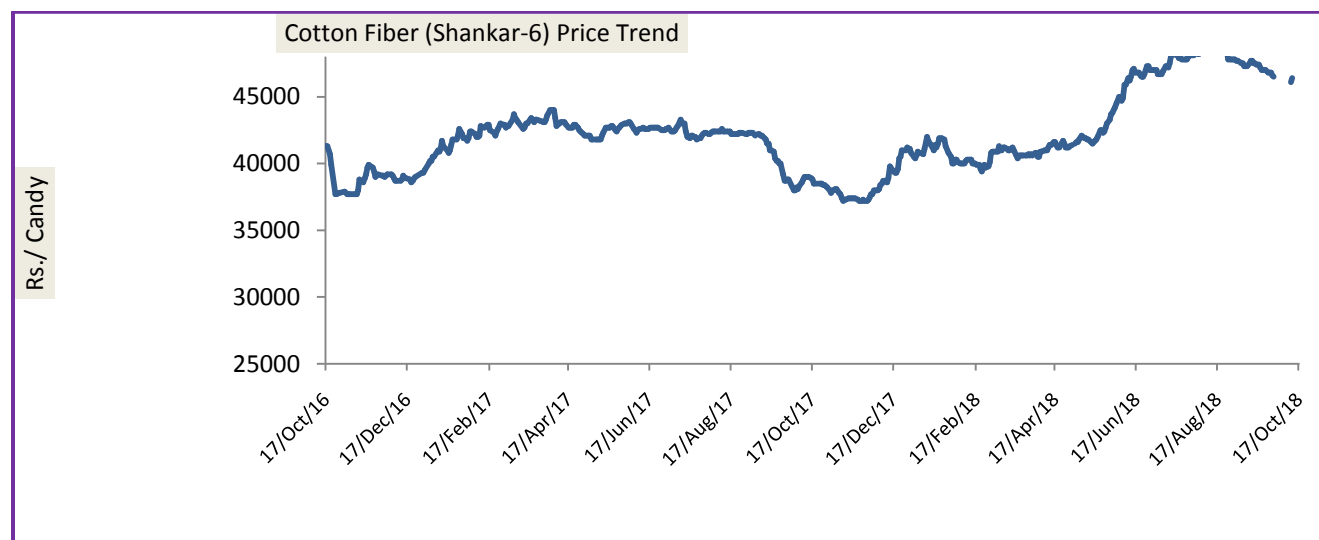
Lint price Outlook

Lint prices remained slightly firm during the week owing to tight tone prevailing in market. Weekly average price of Lint at Sirsa remained Rs.4604 per maund of 37.32 kg each, slightly higher compared to the previous week price of Rs. 4498 per maund.



Cotton Fiber price Outlook

Cotton fiber noticed up trend in this week compared to the previous week. Average price was Rs 46620 per candy (of 355.6 kg each) during the week, which was Rs46250 per candy previous week. and around Rs 38900 per candy during the corresponding week previous season. We expect cotton fiber to remain in range of Rs 45000 -49000 per candy in the coming week candy.

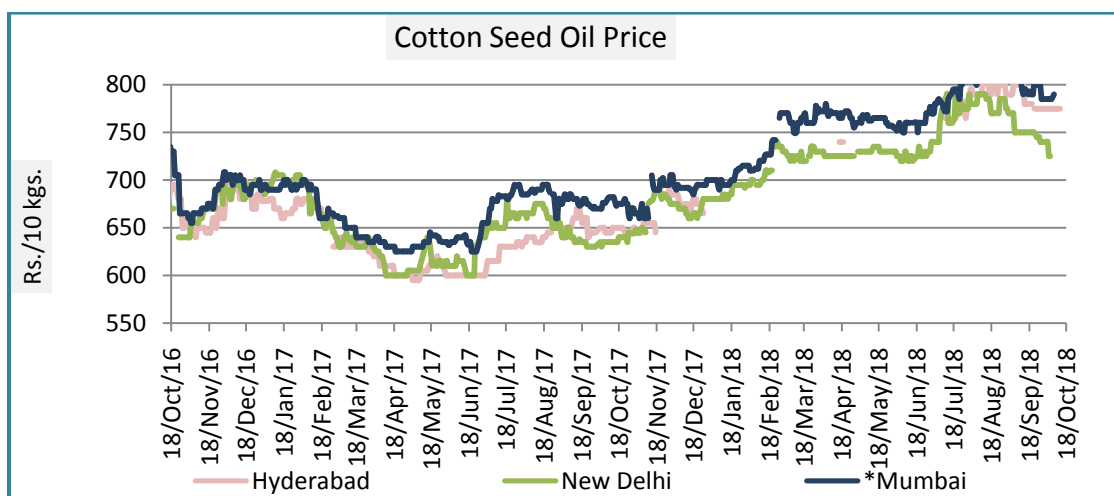


Cotton Seed Oil and Cotton Seed Oil Cake

Cotton Seed Oil weekly Price Scenario

Cotton seed oil price noticed unchanged during the week. Weekly average price in New Delhi is Rs 731 per 10 Kg, to the weekly average price of Rs 740 per 10 Kg in previous week.

	Weekly Average Price as on (Rs/10 kg.)		% Change
	18-Oct-18	11-Oct-18	
New Delhi	731	740	-1.22
Rajkot	767	765	0.26
Hyderabad	775	775	0.00
Mumbai*	785	785	0.00

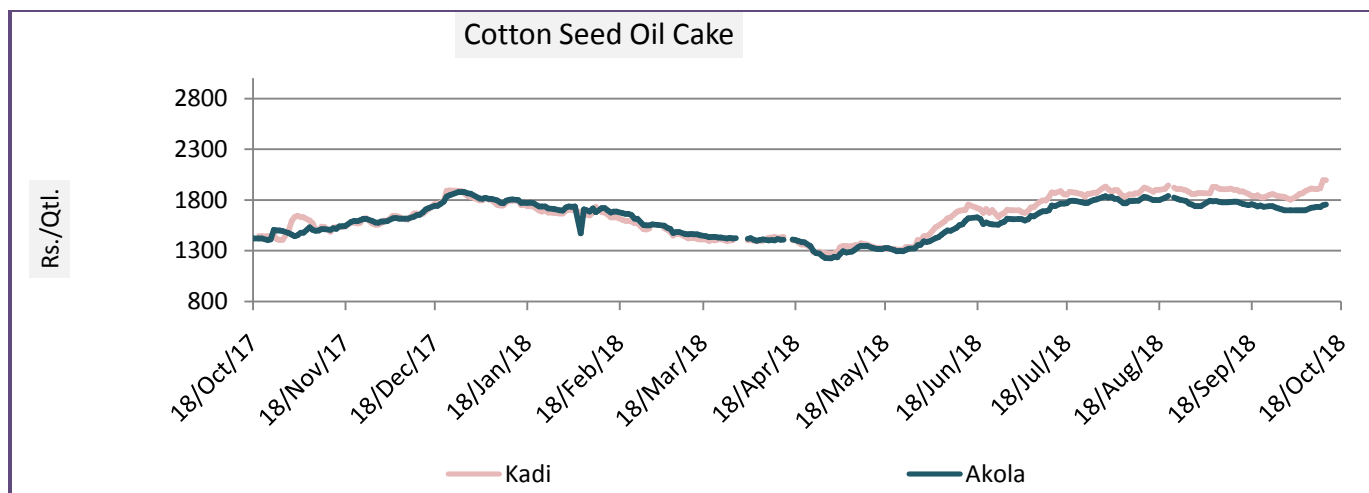


Cotton Seed Oil Cake weekly Price Scenario

Cotton seed oil cake price noticed slightly firm tone during this week. Weekly average price in Akola remained Rs 1767 per quintal, higher compared to the weekly average price of Rs 1717 per quintal in the previous week.

Centers	Weekly Average Price as on (Rs/quintal.)*		% Change
	18-Oct-18	11-Oct-18	
Kadi	1971	1900	3.74
Akola	1767	1717	2.91

*Source: NCDEX



International Market Scenario

International cotton prices remained slightly firm during the week. Cotlook A index weekly average stood 87.37 at cents/pound this week, which was 86.02 cents/pound during last week

Major Market Highlights:

ICE cotton futures slipped on Friday, on track to register their biggest weekly loss in three, as weak demand offset concerns of crop damage due to bad weather. The most active cotton contract on ICE Futures U.S., the front month December contract, fell 0.23 cent, or 0.3 percent, to 77.82 cents per lb as of 1:31 p.m. EDT (1731 GMT). The contract traded within a range of 77.52 cents and 78.15 cents a lb, and was on track to register its worst week since the week of Sept. 28.

The latest U.S. Department of Agriculture (USDA) cotton estimates for 2018/19 project world ending stocks to decrease 8 percent from the previous season to 74.4 million bales. With global cotton mill use forecast to exceed production, world stocks are expected to decline 6.4 million bales by season's end, as lower stocks in China in 2018/19 more than offset higher stocks outside of China.

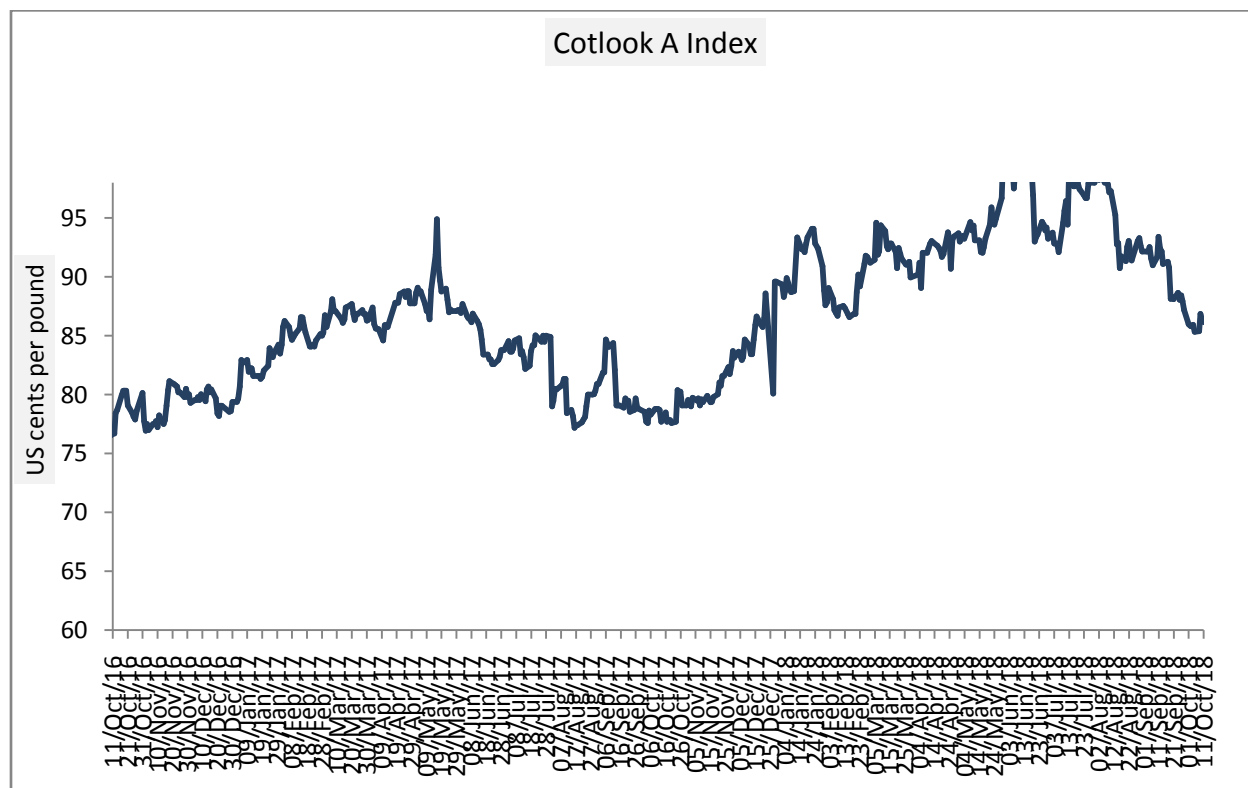
According to customs' statistics of major exporters, arrivals of imported yarn in Sep are assessed at 142kt, down by 29% on the month. Of the total, cotton yarn containing over 85% cotton reached about 133kt. The major origins are Vietnam (50kt), India (28kt), Pakistan (28kt), Indonesia (8kt), Uzbekistan (9kt), Taiwan (7kt) and other regions and countries (12kt).

U.S. exporters struggle with a stronger dollar, cotton sales also have slowed. This week's Export Sales report showed just 70,300 bales of net new sales for 2018-19. China cancelled 50,200 bales for 2018-19 and rebooked 56,400 for 2019-20. Vietnam accounted for nearly half of this week's net new sales at 34,700 bales of new orders. However, this does not necessarily mean that demand is gone.

Cotlook A Index

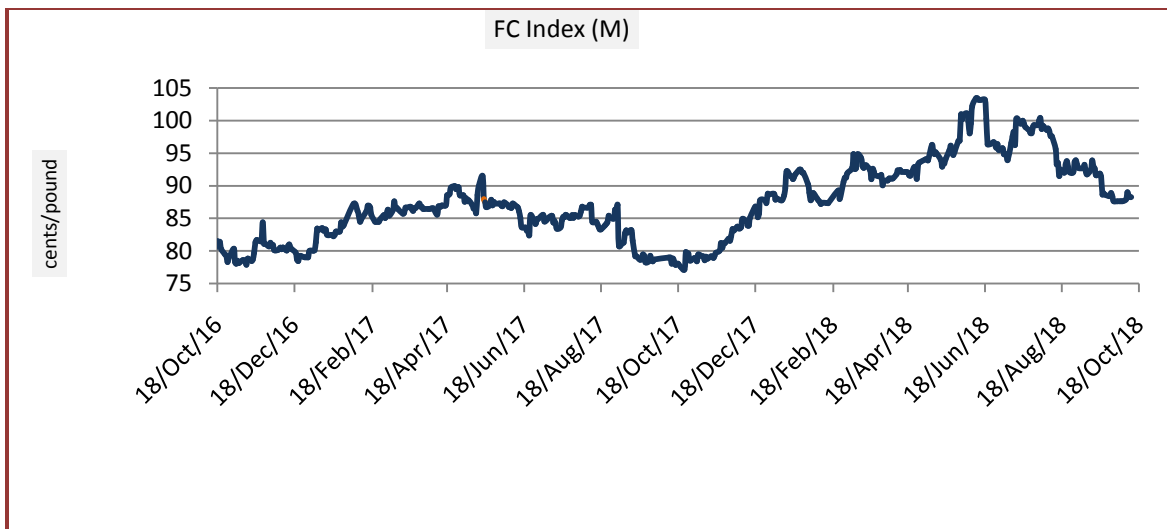
Cotlook A index remained Range bound during the week.

Cotlook A Index	Weekly Average Price as on		% Change
	18-Oct-18	11 -Oct -18	
Prices	87.37	86.02	1.57
Prices in US cents per Pound			



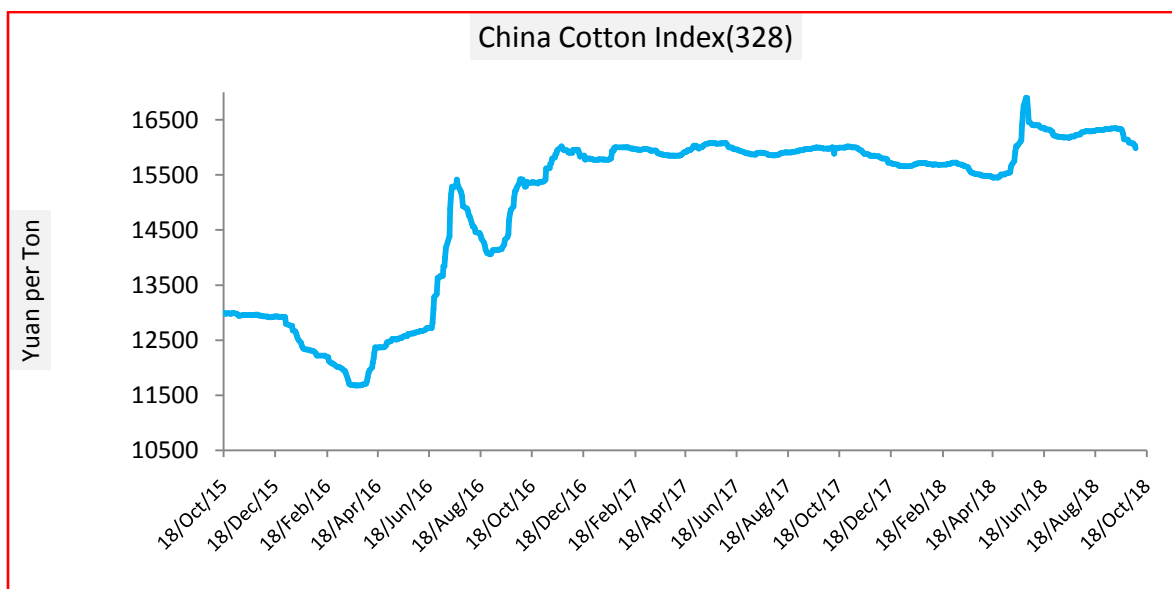
China Cotton Index and Foreign Cotton Index

Cotton Index	Monthly Average Price as on		% Change
	18-Oct-18	11-Oct-18	
FC (S)	93.1	91.9	1.31
FC (M)	89.3	88.28	1.16
FC (L)	87.62	86.86	0.87
Prices in US cents per Pound			



China Index remained slightly weak during the Week. CC Index (328) remained 15957 Yuan per ton during the week. Average was 16062 Yuan per ton during previous week.

Cotton Index	Monthly Average Price as on		% Change
	18-Oct-18	11-Oct-18	
CCIndex(328)	15957	16062	-0.65
CCIndex(527)	14939	15000	-0.41
CCIndex(229)	16682	16806	-0.74
Prices in Yuan per ton			

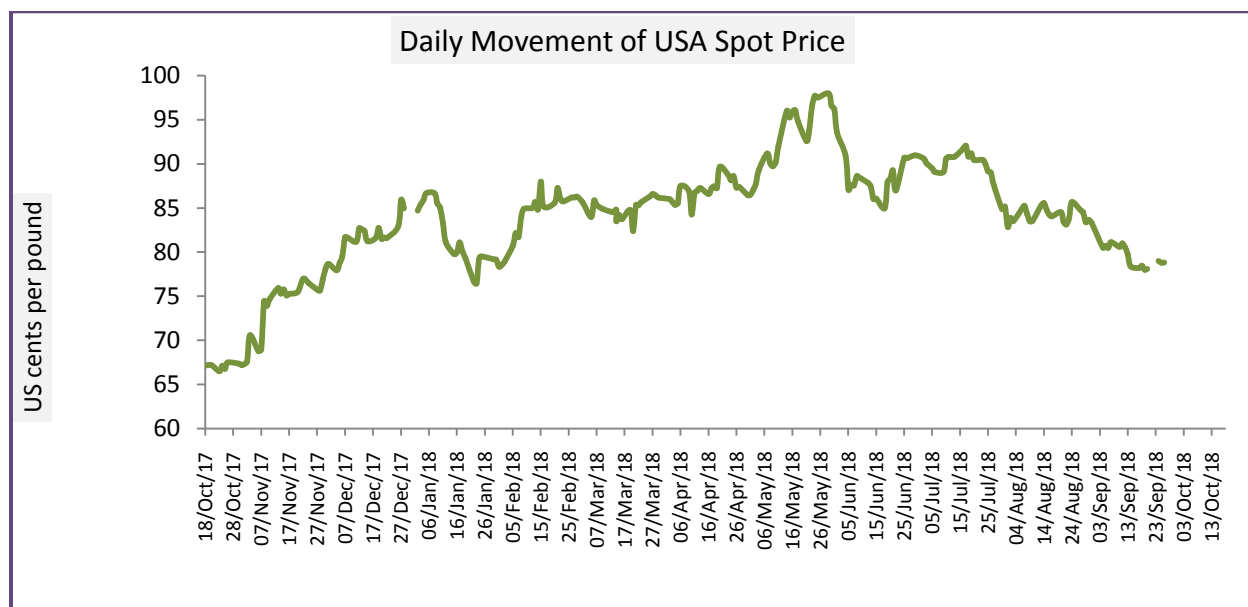


USA Spot Prices

U.S. cotton planted area for 2018 was increased nearly 4 percent in September based on acreage reported to USDA's Farm Service Agency (FSA). Planted area was estimated at 14.0 million acres by USDA's National Agricultural Statistics Service (NASS), while harvested area was projected at 10.55 million acres—up 4 percent from the August forecast. As a

result, abandonment in 2018 is expected near 25 percent, compared with 12 percent in 2017. The national yield is forecast 10 pounds below 2017's record at 895 pounds per harvested acre.

USA Spot Prices	Monthly Average Price as on		% Change
	18-Oct-18	11-Oct-18	
Prices	80.34	78.1	2.87
Prices in US cents per Pound			



Pakistan Spot Prices

Cotton production is estimated to fall 25 percent short of its target of 14.37 million bales in the current season as water shortage and pest attacks have squeezed the crop yields – signaling hard time ahead for the already struggling economy that is heavily reliant on fibre.

Official data on last week revealed that cotton output for 2018/19 is estimated at 10.847 million bales as water shortage and cotton leaf curl virus (CLCV) held back overall gains of areas under cultivation. The data showed that cotton production in the Punjab is estimated at 8.077 million bales as against the target of 10 million bales, while Sindh's output is feared to be just 2.60 million bales against the target of 4.20 million bales.

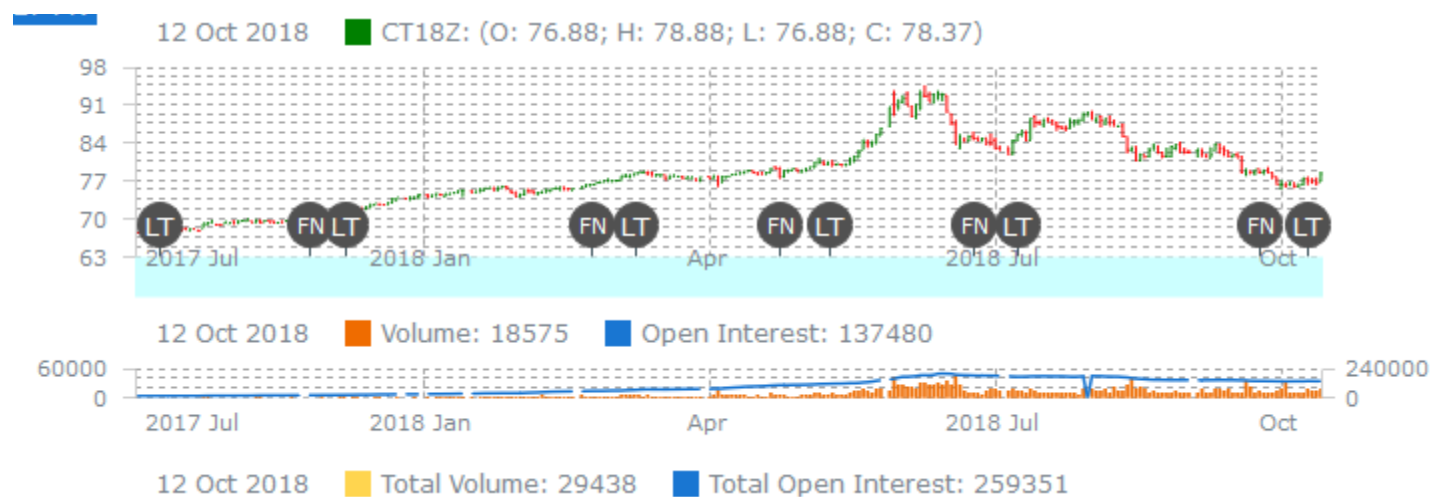
The country achieved a decade-high growth of 5.8 percent during the last fiscal year, but analysts feared the economy is likely to slide off on external pressures. An estimate said one million bales have an impact of 0.5 percentage points on GDP and the effect of cotton shortage on the economy due to the sector's backward and forward linkages with textile industry could simply be assessed.

Karachi Spot Prices	Monthly Average Price as on		% Change
	18-Oct-18	11-Oct-18	
Prices	8818	8243	6.98
			Prices in Rs per 37.32 Kg

Technical Analysis of Cotton Future (Oct'18 Contract) at ICE

Weekly Technical Outlook:

Technical Analysis of Cotton Future (Oct'18 Contract) at ICE



- Candlesticks denote bearish movement in the market.
- Volume increased while Open Interest decreased.
- We expect cotton prices to remain sideways to firm in the coming month.

Expected Price Range During Coming month

Expected Trend	Expected Trading Band
Range bound to Bearish Momentum	79-82

Expected Support and Resistance

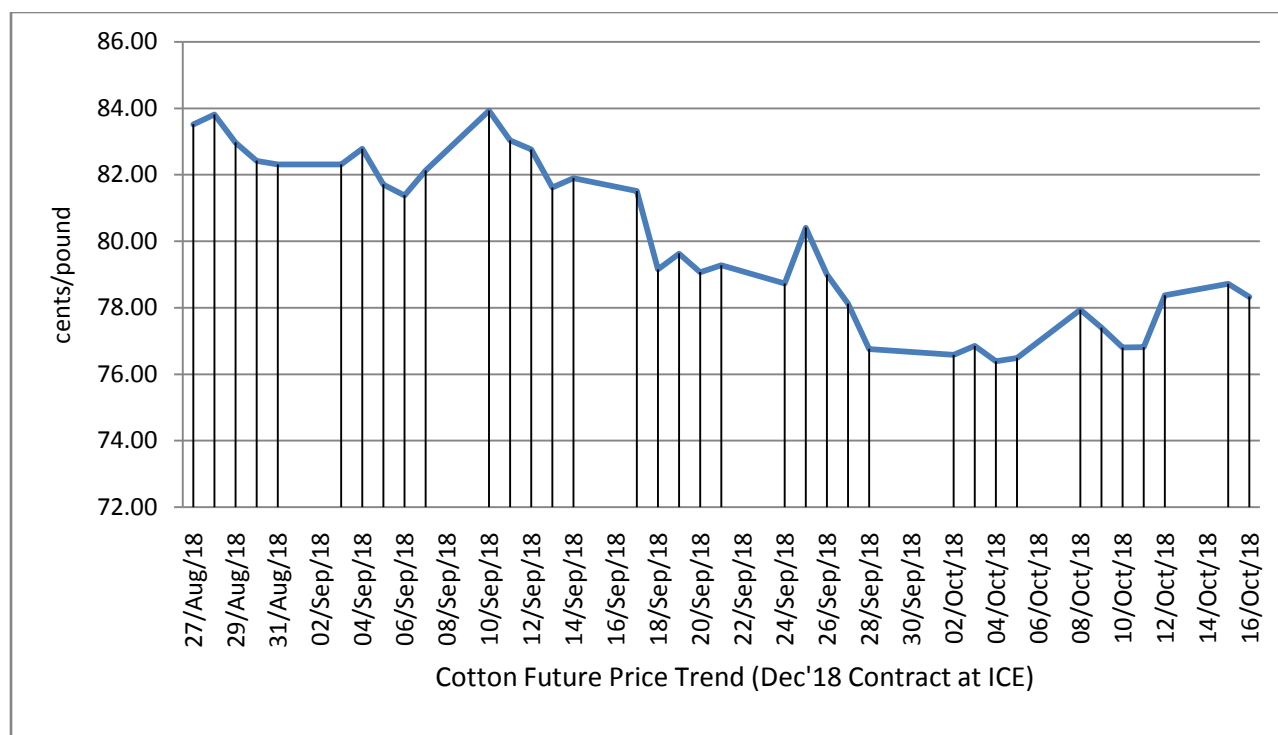
Support 1	Support 2	Resistance 1	Resistance 2
75	70.00	110.00	100.00

Figures in US cents/pound

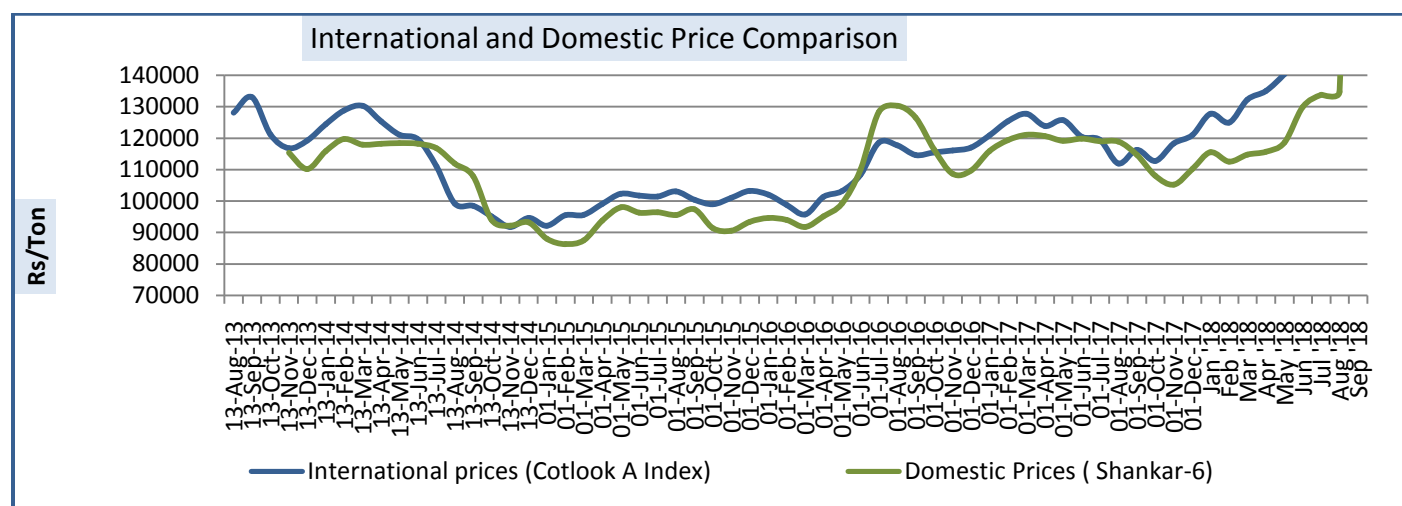
Cotton Future Prices at ICE

Cotton Prices in Future Contract on ICE						Prices in cents/Lb	
Contracts	16_Oct_2018	17_Sep_2018 (1 month ago)	16_Jul_2018 (3 month ago)	16_Apr_2018 (6 month ago)	16_Oct_2017 (Year Ago)	% Change over a month	% Change over previous year
01-Dec-18	78.33	81.31	87.54	78.54	67.53	-3.66	15.99
01-Mar-19	79.78	81.64	87.64	78.67		-2.28	#DIV/0!
01-May-19	80.65	82.2	87.59	78.61		-1.89	
01-Jul-19	81.2	82.67	82.2			-1.78	
01-Oct-19	78.4	78.67				-0.34	
01-Dec-19	76.8					#DIV/0!	

Future Price Trend (Active Contract):



International and Domestic Price Comparison



Cotton Prices at Key Spot Markets:

Commodity	Kapas		Weekly Average Prices (Rs./Quintal)		Change
			12th to 18th Oct 2018	5th to 11th Oct 2018	
Gujarat	Ahmedabad	Shankar-6	6206	5813	394
	Gondal	Shankar-6	6149	0	6149
	Rajkot	B.T. Cotton	6060	4344	1716
	Patan	B.T. Cotton	5983	5759	224
	Kadi	B.T. Cotton	5950	5675	275
	Deesa	B.T. Cotton	5301	1313	3989
	Dhrol	B.T. Cotton	5874	5490	384
Punjab	Fazilika	B.T. Cotton	0	0	Unch
	Muktsar	B.T. Cotton	0	0	Unch
Haryana	Bhiwani	B.T. Cotton	5431	4075	1356
	Bhiwani	Desi	5975	1475	4500
	Adampur	B.T. Cotton	5413	5331	81
	Fatehabad	B.T. Cotton	5356	5288	69
	Jind	B.T. Cotton	5475	5583	-108
	Uchana	B.T. Cotton	5529	5473	57
	Dabwali	B.T. Cotton	5296	1323	3974
Rajasthan	Hanumangarh	B.T. Cotton	5358	5375	-18
	Rawatsar	B.T. Cotton	5319	5270	49
Madhya Pradesh	Khandwa	Mech-1	5404	4850	554

	Khargaon	Mech-1	5655	5331	324
Maharashtra	Amravati	Mech-1	0	0	Unch
	Jamner	Medium Staple	0	0	Unch
Uttar Pradesh	Hathras	B.T. Cotton	6125	5975	150
	Hathras	Desi	4775	4550	225
Telangana	Adilabad	Un-Ginned	5450	5450	Unch
Andhra Pradesh	Guntur	Un-Ginned	#DIV/0!	0	-
	Kurnool	Un-Ginned	#DIV/0!	0	-
	Krishna	Un-Ginned	#DIV/0!	0	-
	East Godavari	Un-Ginned	#DIV/0!	0	-
Karnataka	Bijapur	Bunny	5969	4280	1689
	Hubli	D.C.H.	5839	0	5839
	Hubli	B.T. Cotton	0	0	Unch
	Raichur	H-44 Cotton	5790	4140	1651
Commodity	Lint		Prices (Rs./Maund of 37.32kg each)		Change
State	Centre	Variety	12th to 18th Oct 2018	5th to 11th Oct 2018	
Punjab	Bhatinda	J-34	4613	4473	140
	Abohar	J-34	4600	4468	133
	Mansa	J-34	4566	4454	113
	Muktsar	J-34	0	0	Unch
	Fazilika	J-34	0	0	Unch
Haryana	Sirsa	J-34	4633	4475	158
Rajasthan	Sri-Ganganagar	J-34	4301	4207	94

Cotton Arrivals in Key Centers:

Commodity	Kapas		Weekly Sum Arrivals (Quintal)		Change
State	Centre	Variety	12th to 18th Oct 2018	5th to 11th Oct 2018	
Gujarat	Ahmedabad	Shankar-6	71400	37570	33830
	Gondal	Shankar-6	3269	0	3269
	Rajkot	B.T. Cotton	8800	2932	5868
	Patan	B.T. Cotton	69503	23111	46392
	Kadi	B.T. Cotton	28000	14000	14000
	Deesa	B.T. Cotton	27	8	20
	Dhrol	B.T. Cotton	785	349	436
Punjab	Fazilika	B.T. Cotton	0	0	Unch
	Muktsar	B.T. Cotton	0	0	Unch
Haryana	Bhiwani	B.T. Cotton	47000	33000	14000

	Bhiwani	Desi	450	150	300
	Adampur	B.T. Cotton	24650	37400	-12750
	Fatehabad	B.T. Cotton	4000	3500	500
	Jind	B.T. Cotton	2474	843	1630
	Uchana	B.T. Cotton	10125	3345	6780
	Dabwali	B.T. Cotton	7550	2200	5350
Rajasthan	Hanumangarh	B.T. Cotton	16500	15500	1000
	Rawatsar	B.T. Cotton	9500	8200	1300
Madhya Pradesh	Khandwa	Mech-1	1698	3950	-2252
	Khargaon	Mech-1	37280	36610	670
Maharashtra	Amravati	Mech-1	0	0	Unch
	Jamner	Medium Staple	0	0	Unch
Uttar Pradesh	Hathras	B.T. Cotton	850	400	450
	Hathras	Desi	340	120	220
Telangana	Adilabad	Un-Ginned	0	0	Unch
Andhra Pradesh	Guntur	Un-Ginned	0	0	Unch
	Kurnool	Un-Ginned	0	0	Unch
	Krishna	Un-Ginned	0	0	Unch
	East Godavari	Un-Ginned	0	0	Unch
Karnataka	Bijapur	Bunny	3073	871	2202
	Hubli	D.C.H.	28	0	28
	Hubli	B.T. Cotton	0	0	Unch
	Raichur	H-44 Cotton	1259	727	532
Commodity	Lint		Weekly Sum Arrivals (Quintal)		Change
State	Centre	Variety	12th to 18th Oct 2018	5th to 11th Oct 2018	
Punjab	Bhatinda	J-34	35700	35700	Unch
	Abohar	J-34	9690	9350	340
	Mansa	J-34	3655	3570	85

Domestic Cotton Prices and Arrivals at Key Center

Commodity	Kapas		Today	Week Ago	Month Ago	Year Ago
State	Centre	Variety	18-Oct-18	11-Oct-18	18-Sep-18	18-Oct-17
Gujarat	Ahmedabad	Shankar-6	closed	6250	0	#N/A
	Gondal	Shankar-6	closed	6130	0	#N/A
	Rajkot	B.T. Cotton	closed	6125	5850	#N/A
	Patan	B.T. Cotton	closed	6080	5975	#N/A

	Kadi	B.T. Cotton	6000	6000	0	#N/A
	Deesa	B.T. Cotton	closed	5325	0	#N/A
	Dhrol	B.T. Cotton	4830	6000	5340	4500
Punjab	Fazilika	B.T. Cotton	NR	0	0	0
	Muktsar	B.T. Cotton	NR	0	0	0
Haryana	Bhiwani	B.T. Cotton	closed	5500	5350	#N/A
	Bhiwani	Desi	closed	6000	0	#N/A
	Adampur	B.T. Cotton	5350	5450	0	4750
	Fatehabad	B.T. Cotton	5300	5350	5300	4710
	Jind	B.T. Cotton	5370	5530	0	#N/A
	Uchana	B.T. Cotton	5400	5565	0	4660
	Dabwali	B.T. Cotton	5380	5250	0	4600
Rajasthan	Hanumangarh	B.T. Cotton	5300	5350	0	4800
	Rawatsar	B.T. Cotton	5300	5300	0	4650
Madhya Pradesh	Khandwa	Mech-1	#N/A	5500	0	#N/A
	Khargaon	Mech-1	#N/A	5760	0	#N/A
Maharashtra	Amravati	Mech-1	#N/A	NA	0	#N/A
	Jamner	Medium Staple	#N/A	NA	0	#N/A
Uttar Pradesh	Hathras	B.T. Cotton	#N/A	6200	5600	#N/A
	Hathras	Desi	#N/A	4800	5300	#N/A
Telangana	Adilabad	Un-Ginned	5620	5450	5450	#N/A
Andhra Pradesh	Guntur	Un-Ginned	#N/A	NA	0	#N/A
	Kurnool	Un-Ginned	#N/A	NA	0	#N/A
	Krishna	Un-Ginned	#N/A	NA	0	#N/A
	East Godavari	Un-Ginned	#N/A	NA	0	#N/A
Karnataka	Bijapur	Bunny	#N/A	6000	5285	#N/A
	Hubli	D.C.H.	#N/A	NR	0	#N/A
	Hubli	B.T. Cotton	#N/A	NR	0	#N/A
	Raichur	H-44 Cotton	#N/A	5850	0	#N/A
Commodity	Lint		Today	Week Ago	Month Ago	Year Ago
State	Centre	Variety	18-Oct-18	11-Oct-18	18-Sep-18	18-Oct-17
Punjab	Bhatinda	J-34	4530	4550	4610	3800
	Abohar	J-34	4510	4540	4600	3800
	Mansa	J-34	4510	4520	4590	3790
	Muktsar	J-34	NR	0	0	0
	Fazilika	J-34	NR	0	0	0
Haryana	Sirsa	J-34	4515	4550	4590	3820
Rajasthan	Sri-Ganganagar	J-34	4254	4183	0	3610

Cotton Arrivals in Key Centers:

Commodity	Kapas		Arrivals (Quintal)	Arrivals (Quintal)	Arrivals (Quintal)	Arrivals (Quintal)
State	Centre	Variety	18-Oct-18	11-Oct-18	18-Sep-18	18-Oct-17
Gujarat	Ahmedabad	Shankar-6	Closed	17000	0	0
	Gondal	Shankar-6	Closed	0	0	0
	Rajkot	B.T. Cotton	Closed	2010	341	0
	Patan	B.T. Cotton	Closed	9763	0	0
	Kadi	B.T. Cotton	15000	5000	0	0
	Deesa	B.T. Cotton	Closed	5	0	0
	Dhrol	B.T. Cotton	Closed	152	0	0
Punjab	Fazilika	B.T. Cotton	NR	0	0	0
	Muktsar	B.T. Cotton	NR	0	0	0
Haryana	Bhiwani	B.T. Cotton	#N/A	15000	4000	#N/A
	Bhiwani	Desi	#N/A	100	0	#N/A
	Adampur	B.T. Cotton	#N/A	2550	0	#N/A
	Fatehabad	B.T. Cotton	#N/A	1500	400	#N/A
	Jind	B.T. Cotton	#N/A	765	0	#N/A
	Uchana	B.T. Cotton	#N/A	2890	0	#N/A
	Dabwali	B.T. Cotton	#N/A	2200	0	#N/A
Rajasthan	Hanumangarh	B.T. Cotton	2500	4000	0	5000
	Rawatsar	B.T. Cotton	5000	1000	0	2000
Madhya Pradesh	Khandwa	Mech-1	Closed	615	0	300
	Khargaon	Mech-1	NR	8390	0	4070
Maharashtra	Amravati	Mech-1	NA	0	0	0
	Jamner	Medium Staple	NA	0	0	0
Uttar Pradesh	Hathras	B.T. Cotton	Closed	250	NR	150
	Hathras	Desi	Closed	60	NR	80
Telangana	Adilabad	Un-Ginned	17898	0	0	34147
Andhra Pradesh	Guntur	Un-Ginned	NA	NA	0	0
	Kurnool	Un-Ginned	NA	NA	0	0
	Krishna	Un-Ginned	NA	NA	0	0
	East Godavari	Un-Ginned	NA	NA	0	0
Karnataka	Bijapur	Bunny	NR	629	1	0
	Hubli	D.C.H.	NR	0	0	0
	Hubli	B.T. Cotton	NR	0	0	0
	Raichur	H-44 Cotton	NR	225	0	0
Commodity	Lint		Arrivals (Quintal)	Arrivals (Quintal)	Arrivals (Quintal)	Arrivals (Quintal)

State	Centre	Variety	18-Oct-18	11-Oct-18	18-Sep-18	18-Oct-17
Punjab	Bhatinda	J-34	11900	10200	3400	6800
	Abohar	J-34	2890	2550	510	1700
	Mansa	J-34	1700	850	340	170
Haryana	Sirsa	J-34	1360	1700	1360	255
Rajasthan	Sri-Ganganagar	J-34	2000	700	0	500

Cotton Association of India Spot Rates:

Trade Name	Staple	Micronaire	Strength/ GPT	Weekly Average Prices		+/- Change
				12th to 18th Oct 2018	5th to 11th Oct2018	
Bengal Deshi (RG)/Assam Comilla (101)	Below 22mm	5.0 - 7.0	15	42340	43800	-1460
Bengal Deshi (SG)(201)	Below 22mm	5.0 - 7.0	15	42840	44300	-1460
J-34(202)	26mm	3.5 - 4.9	23	NA	43850	-
H-4/ MECH-1(105)	28mm	3.5 - 4.9	27	NA	44300	-
Shankar-6(105)	29mm	3.5 - 4.9	28	46620	46550	70
Bunny/ Brahma(105)	31mm	3.5 - 4.9	30	46600	47350	-750
MCU-5/ Surabhi(106)	32mm	3.3 - 4.9	31	49400	49300	100
DCH-32(107)	34mm	3.0 - 3.8	33	58400	58400	Unch

Disclaimer

The information and opinions contained in the document have been compiled from sources believed to be reliable. The company does not warrant its accuracy, completeness and correctness. Use of data and information contained in this report is at your own risk. This document is not, and should not be construed as, an offer to sell or solicitation to buy any commodities. This document may not be reproduced, distributed or published, in whole or in part, by any recipient hereof for any purpose without prior permission from the Company. IASL and its affiliates and/or their officers, directors and employees may have positions in any commodities mentioned in this document (or in any related investment) and may from time to time add to or dispose of any such commodities (or investment). Please see the detailed disclaimer at © 2018 Indian Agribusiness Systems Ltd.

