

### Domestic market summary

**Domestic market Scenario:** Most of the cotton spot markets were noticed firm during last week. However the price varies based on the quality and moisture content in the crop. Cotton prices are expected to be range bound till 2<sup>nd</sup> picking, after that expecting to remain firm in the long term. Average price of Lint at Sirsa during the week was Rs.4598 per maund (of 37.32 Kg each), slightly lower compared to the previous week price of Rs 4604. Cotton fiber (Shankar-6) prices noticed firm this week Average price was Rs 46766 per candy (of 355.6 kg each) during the week, which was Rs 46620 per candy previous week.

**Weekly Price Outlook :** In the coming week we expect Kapas price to remain to Range bound with the price band of Rs 5500-6500 per quintal in the Rajkot market. Lint price at Sirsa is likely to be in range of Rs 4400-5000 per maund.

### **Major Market Highlights:**

- Cotton prices traded steady across major trading centers. Gujarat 29mm cotton traded around INR 47'000 per candy equivalent to US Cents 83.50 per lbs FOB Mundra for prompt delivery. Daily arrivals stood at 70'000 bales and are expected to gather pace from Mid-November onwards. The Indian rupee vs. the US dollar stabilized in the range of 73.15 to 74.00.
- All India Cotton Ginners getting disparity about 1000-1500 Rs Per candy due to high price of raw cotton and High moisture. Most of the cotton ginners running there ginning unit on slow motion (8-12 hrs. Or 3 days a week). All India Spinning Mills getting disparity about 5-8 Rs. Per kg. Minimum due to high cotton price and very limited demand of cotton yarn. Due to less yarn demand in domestic and overseas most of the Spinners also running there spinning mill at low speed (16500 rpm) so cotton consumption demand being very limited. Major Spinners buying limited cotton buying as per their daily needs so there is no buying support at this cotton price level.
- The depreciating rupee has made cotton prices favourable for export and countries like China are already actively purchasing the produce. The current price for a candy is between Rs 45,000 and Rs 47,100 which makes it feasible for purchasers at local market yards even in erstwhile Adilabad to pay the farmers above the minimum support price of Rs 5,450 per quintal. All India Daily Arrivals remained 1,00,000 to 1,20,000 bales. Gujarat Daily Pressing was approximately 20,000 bales.
- Cotton arrivals declined significantly in Maharashtra, the second-largest producer of the fibre crop, forcing ginning mills to operate at less than 30 per cent capacity as farmers held back stocks on expectations prices will rise. Farmers are waiting for prices to rise to offload stocks, while ginners are going slow on purchases, expecting rates to cool once the prices of cotton seed soften with growing arrivals. Raw cotton prices have increased to Rs 5,850/ quintal in Maharashtra – more than the MSP prices for medium staple and long staple cotton of Rs 5,150/quintal and Rs 5,450/quintal, respectively.

## Domestic Cotton Balance sheet

Supply	2016-17	2017-18	2018-19*
Opening Stock	36.5	30	20
Production	337.25	365	353
Imports	27	15	27
Total Supply	400.75	410	400
Demand			
Mill	265	275	280
Small mill	27	30	35
Non Mill	15.75	15	20
Total Consumption	307.75	320	335
Exports	63	70	60
Total Consumption	370.75	390	390
Ending Stocks	30	20	10

Source:Agriwatch &CAI

### Balance Sheet Highlight (2017-18):

As per the latest estimates by Agriwatch, cotton output in country during the season 2018-19 would be around 353 lakh bales (of 170 kg each) which is lower compared to production of last season.

Following lower production, imports will rise marginally to 27 lakh bales compared to 15 lakh bales in previous season.

Due to lower opening stock imports, and lower production of cotton availability would be standing lower this season at 400lakh bales compared to 410 lakh bales during the previous season.

Total domestic consumption (Including mill, small mill and non-mill consumption) would be around 335 lakh bales compared to 320 lakh bales during the previous season.

Cotton exports are expected to remain lower as that of previous year. It is expected that country would export around 60 lakh bales of cotton in the season 2017-18.

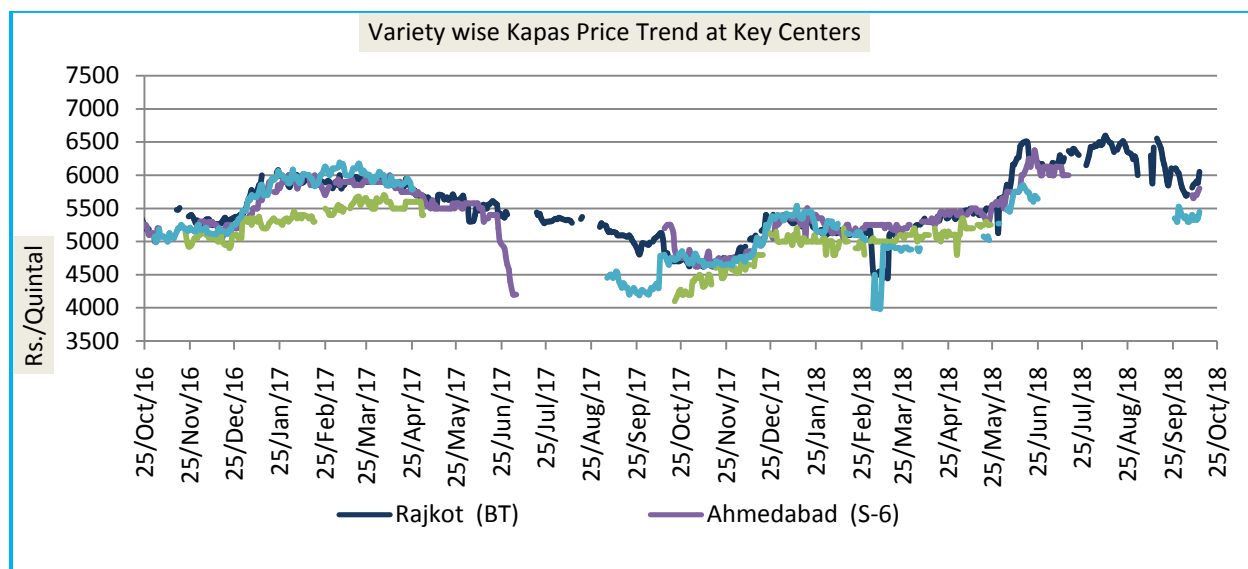
Ending stocks are expected to be around 10 lakh bales, it is lower compared to the ending stocks of previous season

## Domestic Cotton Prices Scenario

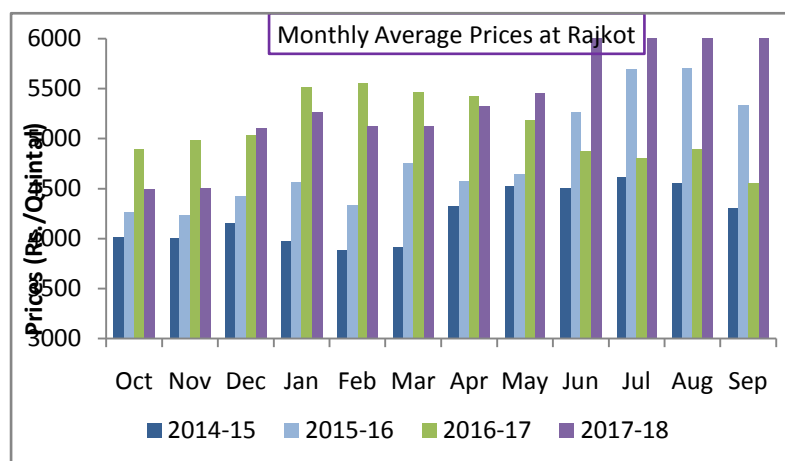
### Kapas (Raw Cotton) Weekly Price Scenario

**Weekly Price Review:** Weekly kapas average price at Rajkot rose is Rs6021 /quintal this week.

**Weekly Price Outlook:** Kapas prices are expected to remain range-bound in coming days. The expected range for Kapas at Rajkot is Rs 5400-6500 per quintal for the coming week.



### Kapas Monthly M-o-M Price Scenario

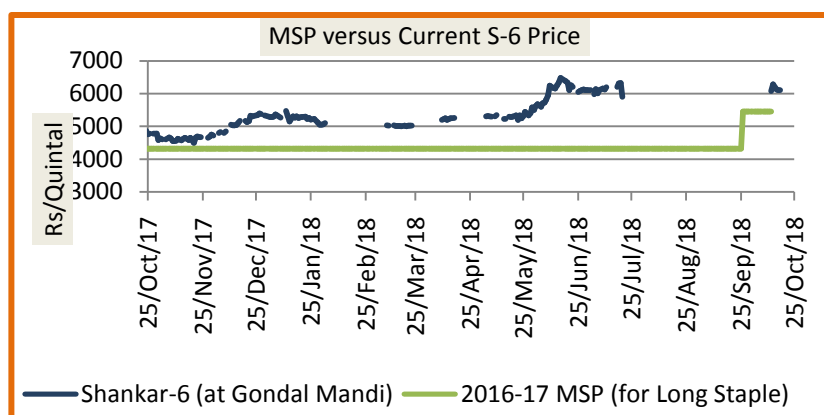


Kapas(seed cotton) prices in country noticed weak tone during the Sep month when compared to the previous month, and the same is ruling lower compared to the prices during the corresponding month of the previous season.

Monthly average price of Kapas at Rajkot remained Rs.6426 per quintal during Aug, which was Rs.6253 during previous month and Rs. 4920 per quintal during the corresponding month last year. We expect Kapas prices to remain to firm in the coming

month. The expected price range for Sep month is likely to be Rs 5500-6500 per quintal.

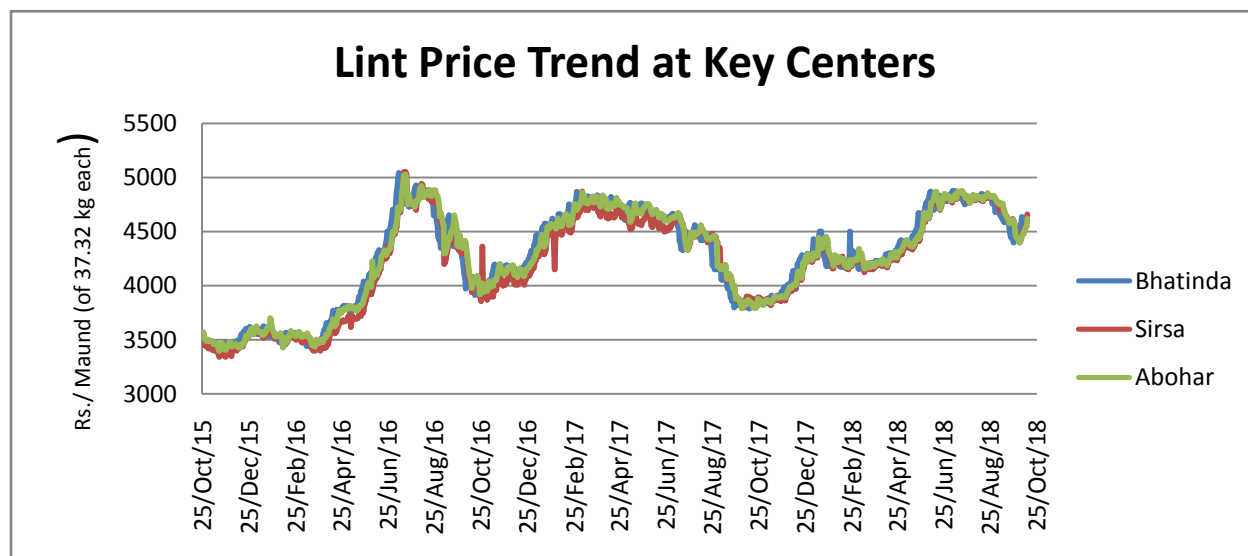
### Spot Price versus MSP



The Kapas prices are ruling above the MSP so far. The gap between the two prices has increased this 4<sup>TH</sup> week of Oct. The average gap between the prices was Rs 720 compared to Rs 690 a week earlier. This indicates prices are increasing. (With limited arrivals market is closed)

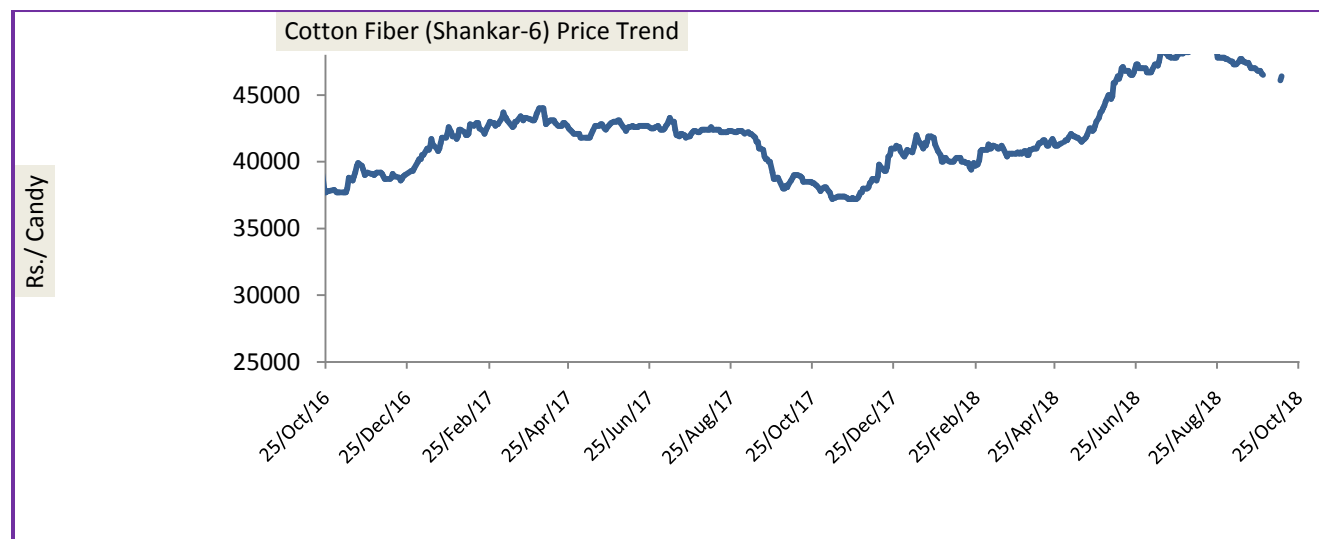
## Lint price Outlook

Lint prices remained slightly weak during the week owing to tight tone prevailing in market. Weekly average price of Lint at Sirsa remained Rs.4598 per maund of 37.32 kg each, slightly higher compared to the previous week price of Rs. 4604 per maund.



## Cotton Fiber price Outlook

Cotton fiber noticed up trend in this week compared to the previous week. Average price was Rs 46766 per candy (of 355.6 kg each) during the week, which was Rs46620 per candy previous week. and around Rs 38660 per candy during the corresponding week previous season. We expect cotton fiber to remain in range of Rs 45000 -49000 per candy in the coming week candy.

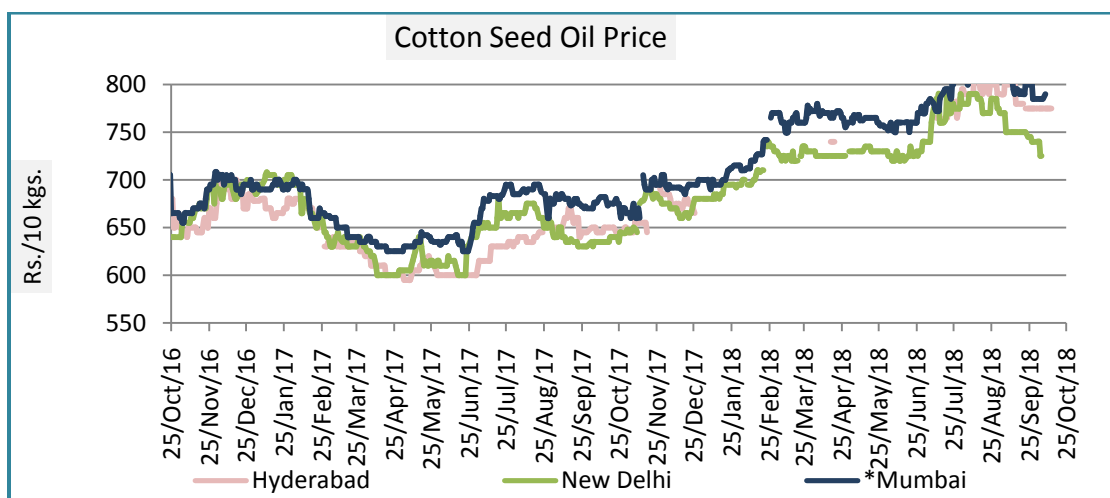


## Cotton Seed Oil and Cotton Seed Oil Cake

### Cotton Seed Oil weekly Price Scenario

Cotton seed oil price noticed unchanged during the week. Weekly average price in New Delhi is Rs 735 per 10 Kg, to the weekly average price of Rs 731 per 10 Kg in previous week.

	Weekly Average Price as on (Rs/10 kg.)		% Change
	25-Oct-18	18-Oct-18	
<b>New Delhi</b>	735	731	0.55
<b>Rajkot</b>	760	767	-0.91
<b>Hyderabad</b>	760	775	-1.94
<b>Mumbai*</b>	781	785	-0.51

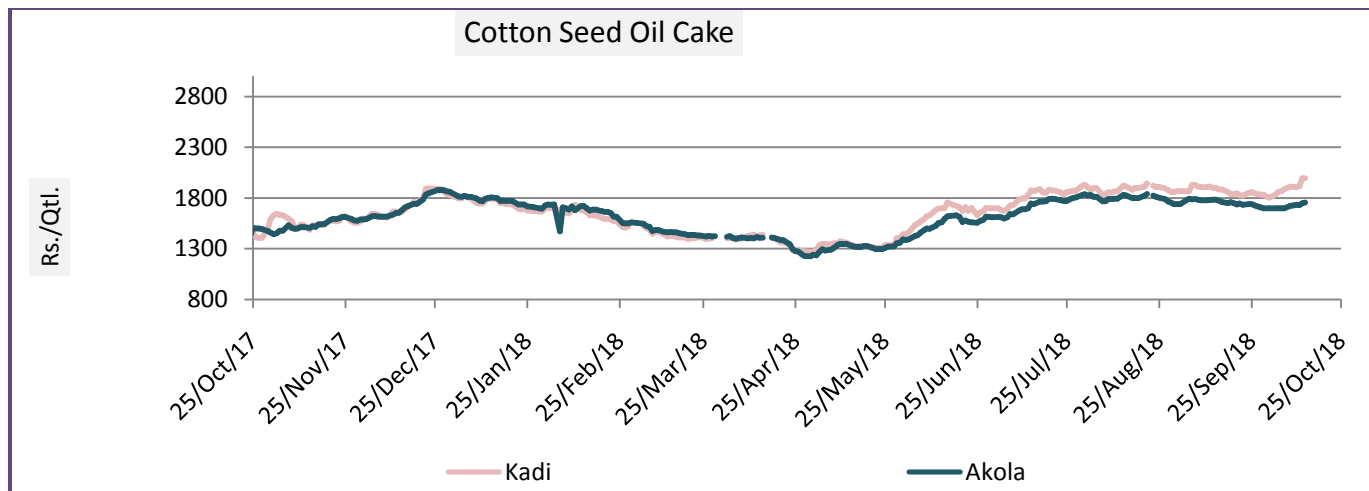


### Cotton Seed Oil Cake weekly Price Scenario

Cotton seed oil cake price noticed slightly firm tone during this week. Weekly average price in Akola remained Rs 1781 per quintal, higher compared to the weekly average price of Rs 1767 per quintal in the previous week.

Centers	Weekly Average Price as on (Rs/quintal.)*		% Change
	25-Oct-18	18-Oct-18	
<b>Kadi</b>	2029	1971	2.94
<b>Akola</b>	1781	1767	0.79

\*Source: NCDEX



## International Market Scenario

International cotton prices remained slightly firm during the week. Cotlook A index weekly average stood 87.65 at cents/pound this week, which was 87.37 cents/pound during last week

### **Major Market Highlights:**

ICE cotton fell on Monday, pressured by a stronger dollar, with the market still being weighed down by demand worries amid lingering trade tensions between the United States and China. The most active cotton contract on ICE Futures U.S., the front month December contract, settled down 1.36 cents, or 1.73 percent, at 77.17 cents per lb. The fiber traded within a range of 77.06 and 79.6 cents a lb.

The latest U.S. Department of Agriculture (USDA) cotton estimates for 2018/19 project world ending stocks to decrease 8 percent from the previous season to 74.4 million bales. With global cotton mill use forecast to exceed production, world stocks are expected to decline 6.4 million bales by season's end, as lower stocks in China in 2018/19 more than offset higher stocks outside of China.

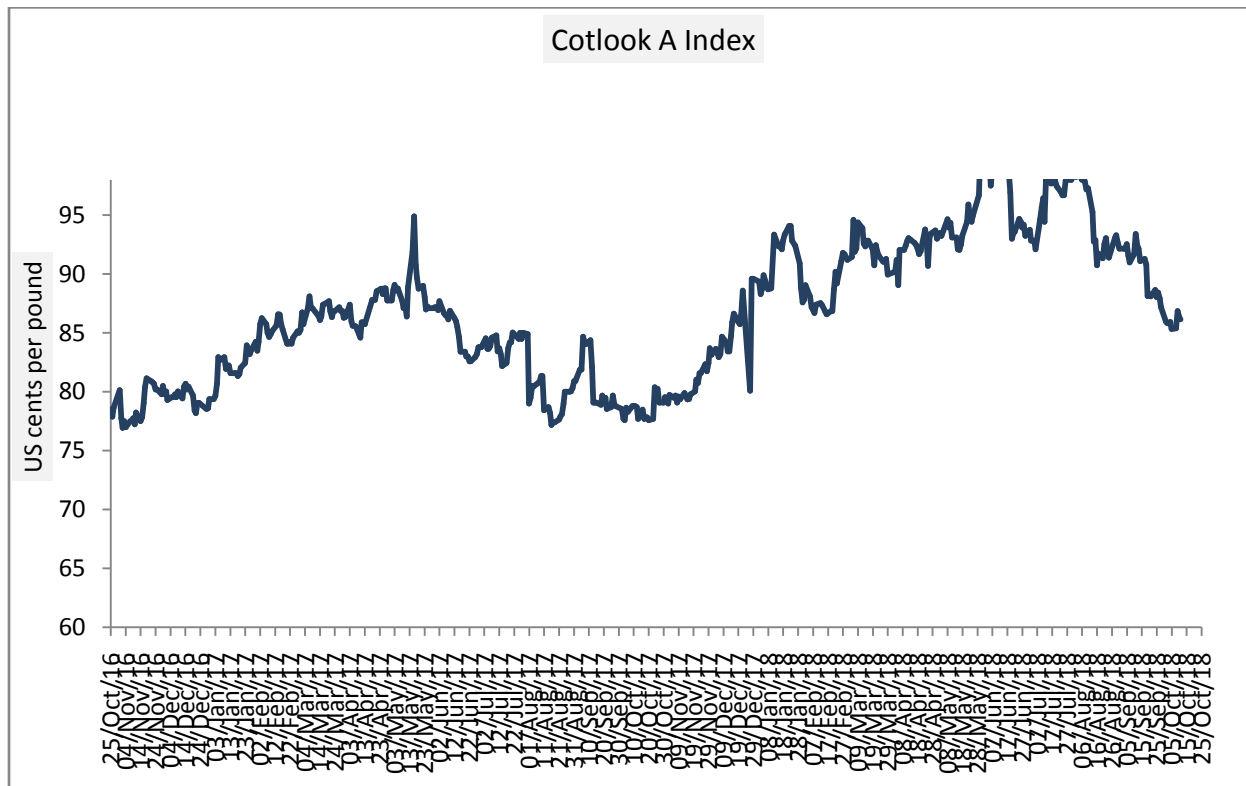
According to customs' statistics of major exporters, arrivals of imported yarn in Sep are assessed at 142kt, down by 29% on the month. Of the total, cotton yarn containing over 85% cotton reached about 133kt. The major origins are Vietnam (50kt), India (28kt), Pakistan (28kt), Indonesia (8kt), Uzbekistan (9kt), Taiwan (7kt) and other regions and countries (12kt).

U.S. exporters struggle with a stronger dollar, cotton sales also have slowed. This week's Export Sales report showed just 70,300 bales of net new sales for 2018-19. China cancelled 50,200 bales for 2018-19 and rebooked 56,400 for 2019-20. Vietnam accounted for nearly half of this week's net new sales at 34,700 bales of new orders. However, this does not necessarily mean that demand is gone.

## Cotlook A Index

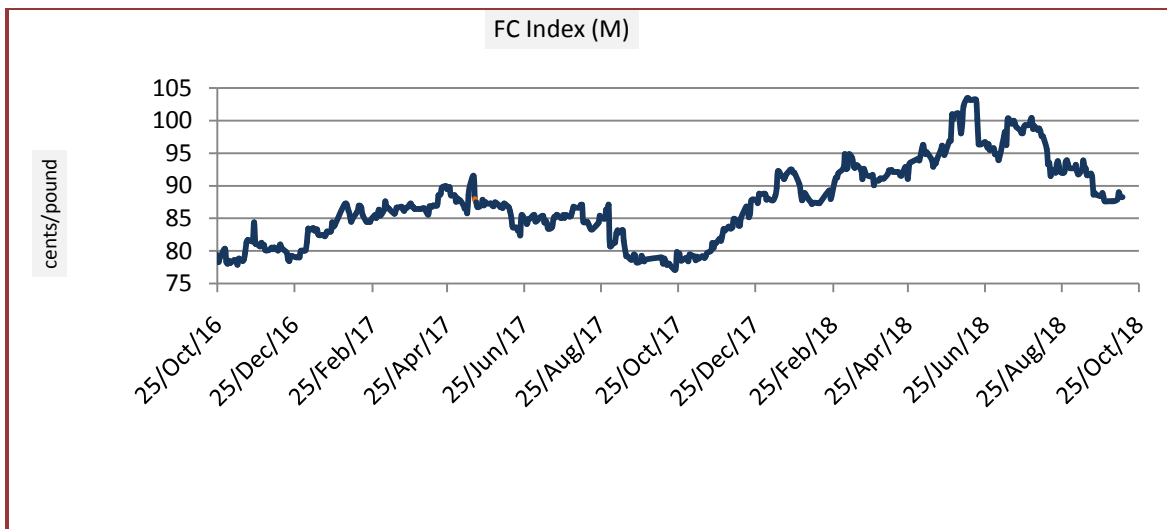
Cotlook A index remained Range bound during the week.

Cotlook A Index	Weekly Average Price as on		% Change
	25-Oct-18	18-Oct-18	
Prices	87.65	87.37	0.32
Prices in US cents per Pound			



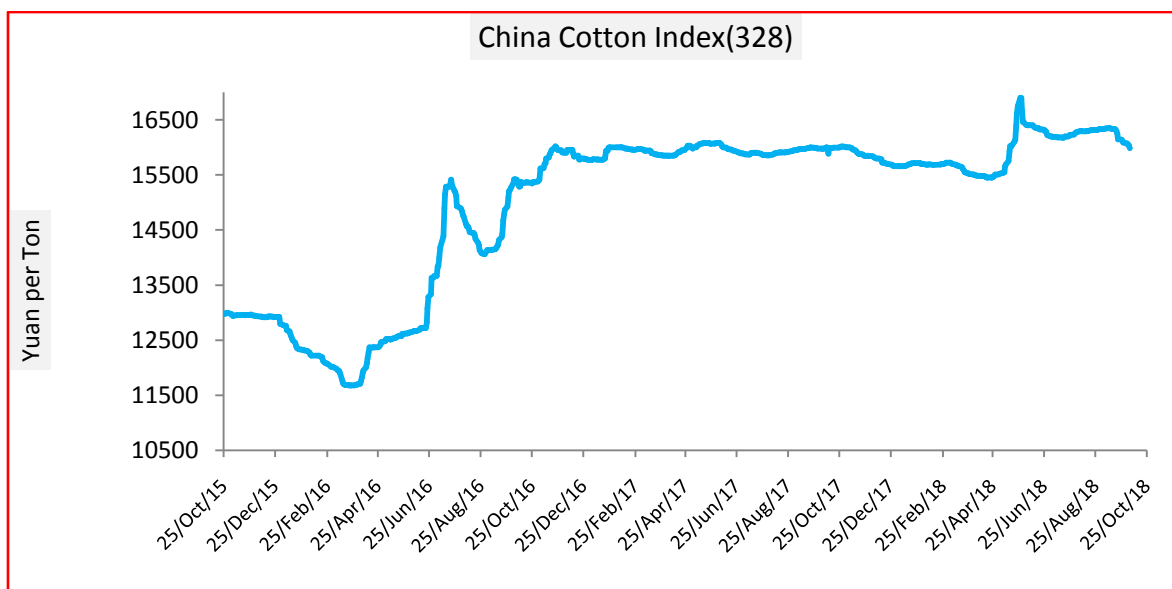
## China Cotton Index and Foreign Cotton Index

Cotton Index	Monthly Average Price as on		% Change
	25-Oct-18	18-Oct-18	
FC (S)	93.1	93.1	0.00
FC (M)	89.25	89.3	-0.06
FC (L)	87.41	87.62	-0.24
Prices in US cents per Pound			



China Index remained slightly weak during the Week. CC Index (328) remained 15870 Yuan per ton during the week. Average was 15957 Yuan per ton during previous week.

Cotton Index	Monthly Average Price as on		% Change
	18-Oct-18	11-Oct-18	
CCIndex(328)	15870	15957	-0.55
CCIndex(527)	14868	14939	-0.48
CCIndex(229)	16564	16682	-0.71
Prices in Yuan per ton			



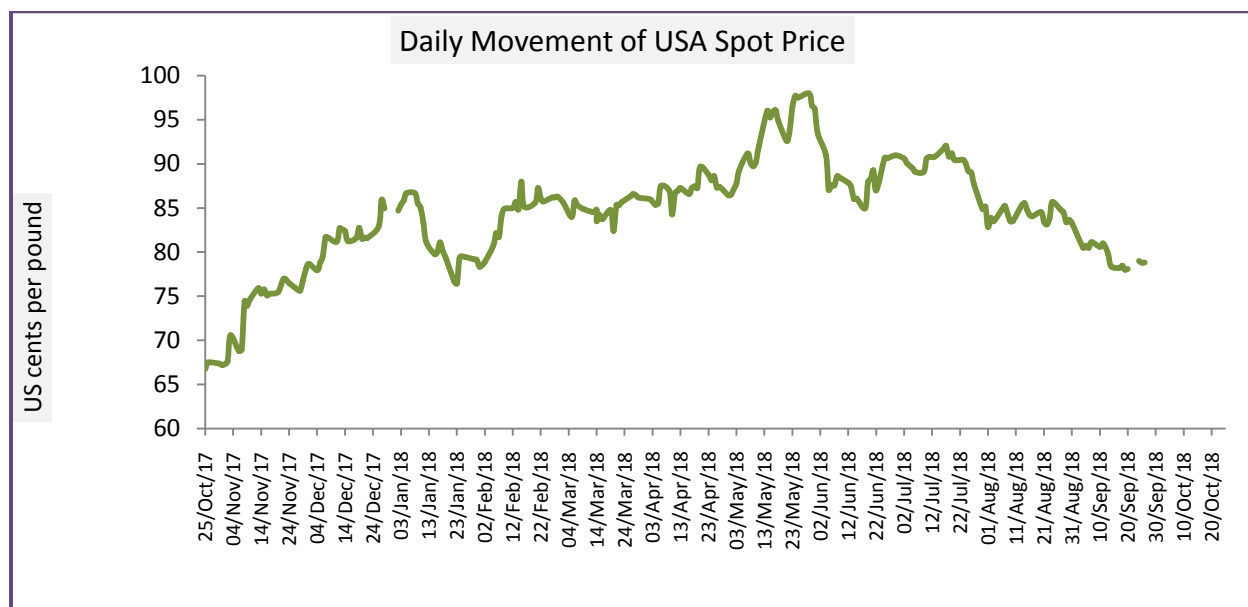
### USA Spot Prices

U.S. cotton planted area for 2018 was increased nearly 4 percent in September based on acreage reported to USDA's Farm Service Agency (FSA). Planted area was estimated at 14.0 million acres by USDA's National Agricultural Statistics Service (NASS), while harvested area was projected at 10.55 million acres—up 4 percent from the August forecast. As a



result, abandonment in 2018 is expected near 25 percent, compared with 12 percent in 2017. The national yield is forecast 10 pounds below 2017's record at 895 pounds per harvested acre.

USA Spot Prices	Monthly Average Price as on		% Change
	25-Oct-18	18-Oct-18	
Prices	80.29	80.34	-0.06
Prices in US cents per Pound			



### Pakistan Spot Prices

Cotton production is estimated to fall 25 percent short of its target of 14.37 million bales in the current season as water shortage and pest attacks have squeezed the crop yields – signaling hard time ahead for the already struggling economy that is heavily reliant on fibre.

Official data on last week revealed that cotton output for 2018/19 is estimated at 10.847 million bales as water shortage and cotton leaf curl virus (CLCV) held back overall gains of areas under cultivation. The data showed that cotton production in the Punjab is estimated at 8.077 million bales as against the target of 10 million bales, while Sindh's output is feared to be just 2.60 million bales against the target of 4.20 million bales.

The country achieved a decade-high growth of 5.8 percent during the last fiscal year, but analysts feared the economy is likely to slide off on external pressures. An estimate said one million bales have an impact of 0.5 percentage points on GDP and the effect of cotton shortage on the economy due to the sector's backward and forward linkages with textile industry could simply be assessed.

Karachi Spot Prices	Monthly Average Price as on		% Change
	25-Oct-18	18-Oct-18	
Prices	8970	8818	1.72
			Prices in Rs per 37.32 Kg

### Technical Analysis of Cotton Future(Oct contract)

**Commodity: Cotton**  
**Contract: Oct**

**Exchange: MCX**  
**Expiry: Oct 31, 2018**

#### Cotton

##### Technical Commentary:

- Cotton prices are below from its previous close.
- Increase in price and open interest indicates firm market
- Candle stick made indicates prices could may up
- Prices are well below 9 day EMA and 18 day EMA
- Oscillator like RSI is indicating flat trend
- Expect market to open flat today
- **The cotton prices are likely to feature gains today.**



**Strategy: Buy**

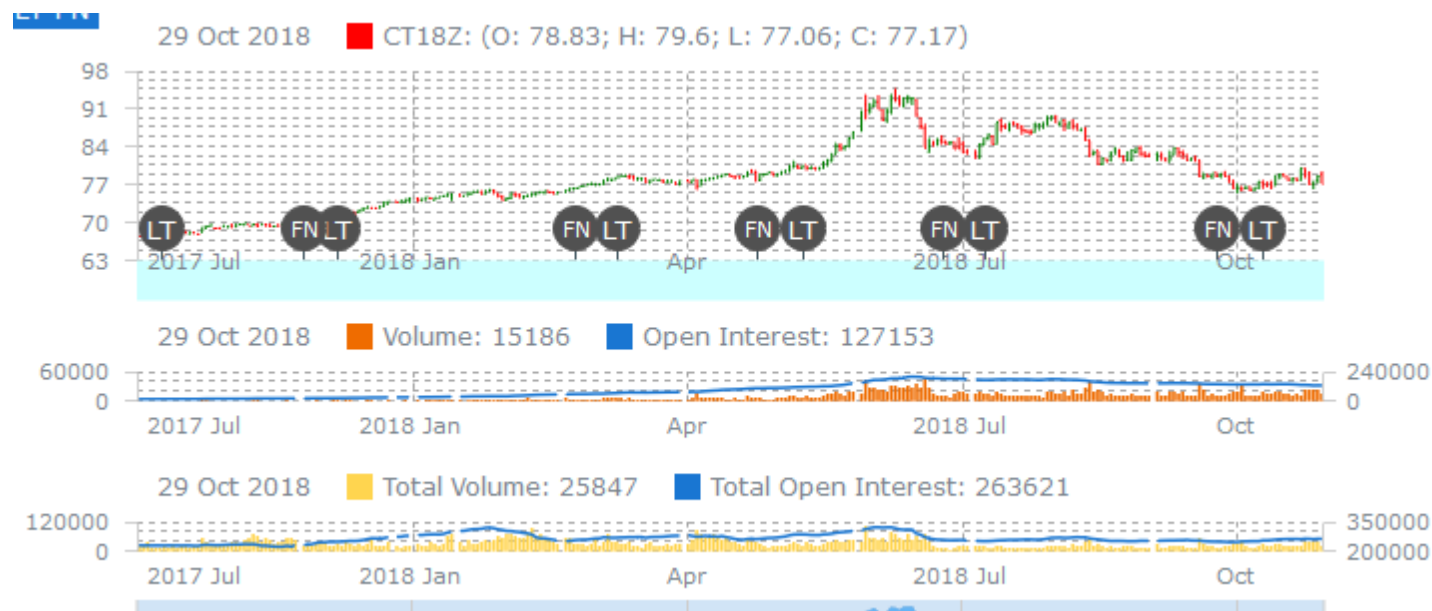
Intraday Supports & Resistances			S2	S1	PCP	R1	R2
Cotton	MCX	Oct	22450	22700	22750	23400	23500
Intraday Trade Call			Call	Entry	T1	T2	SL
Cotton	MCX	Oct	Buy	22700-22850	23250	23300	22370

\* Do not carry-forward the position next day.

## Technical Analysis of Cotton Future (Oct'18 Contract) at ICE

### Weekly Technical Outlook:

## Technical Analysis of Cotton Future (Oct'18 Contract) at ICE



- Candlesticks denote bearish movement in the market.
- Volume increased while Open Interest decreased.
- We expect cotton prices to remain sideways to firm in the coming month.

### Expected Price Range During Coming month

Expected Trend	Expected Trading Band
Range bound to Bearish Momentum	75-80

### Expected Support and Resistance

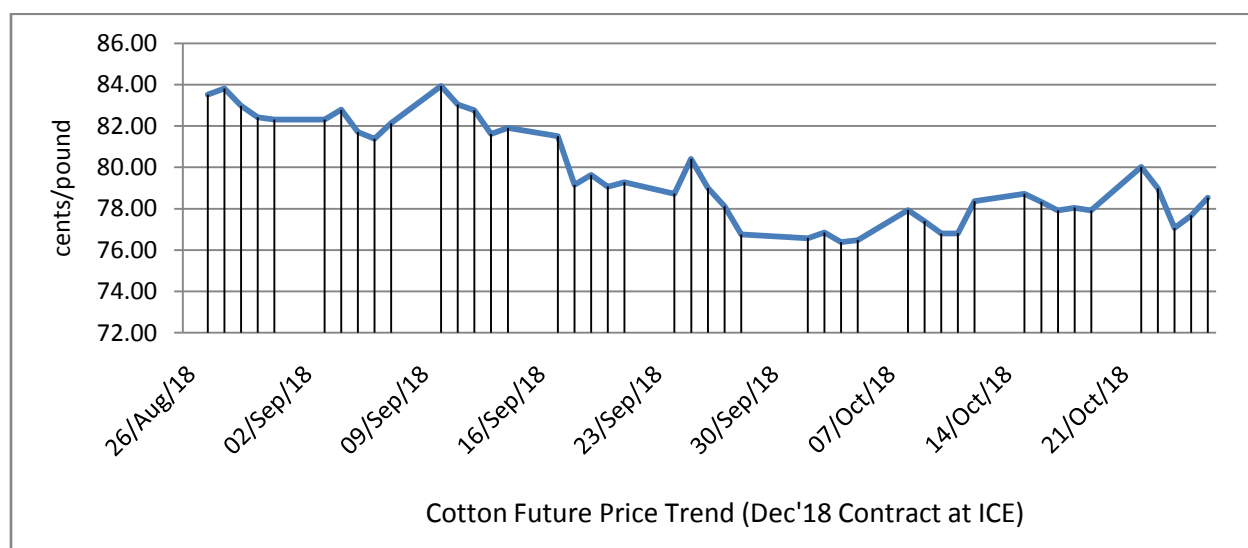
Support 1	Support 2	Resistance 1	Resistance 2
75	70.00	110.00	100.00

Figures in US cents/pound

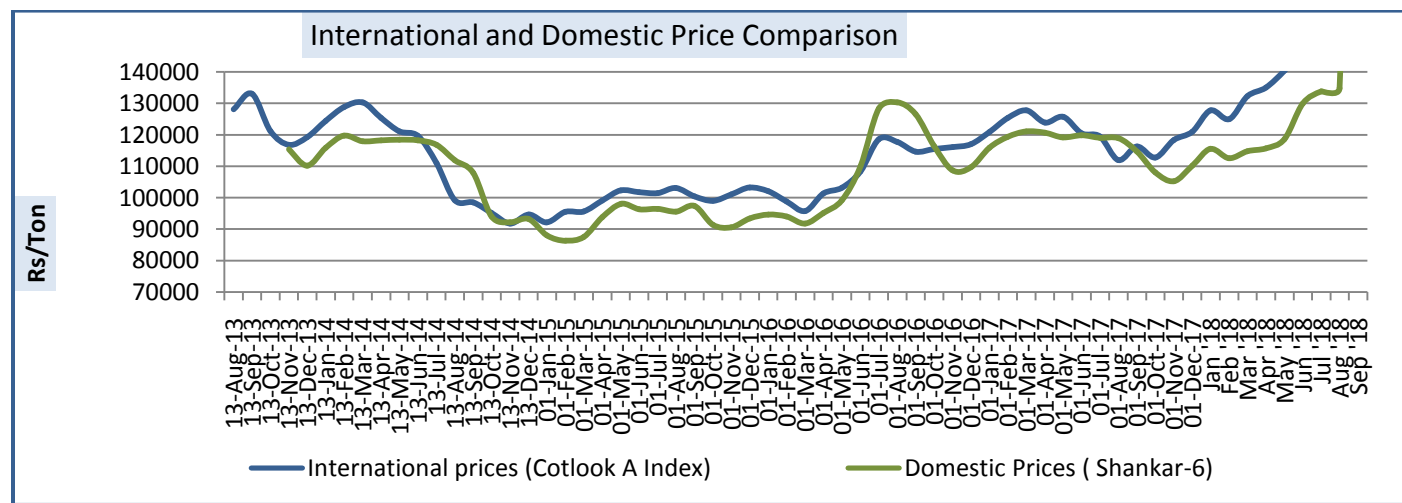
## Cotton Future Prices at ICE

Cotton Prices in Future Contract on ICE						Prices in cents/Lb	
Contracts	25_Oct_2018	25_Sep_2018 (1 month ago)	25_Jul_2018 (3 month ago)	25_Apr_2018 (6 month ago)	25_Oct_2017 (Year Ago)	% Change over a month	% Change over previous year
01-Dec-18	77.68	78.99	87.97	78.99	69.31	-1.66	12.08
01-Mar-19	78.96	79.44	87.8	78.94		-0.60	-
01-May-19	80.14	80.09	87.79	78.88		0.06	
01-Jul-19	81.04	80.69	87.76			0.43	
01-Oct-19	78.4	77.14	82.18			1.63	
01-Dec-19	77.07					-	

## Future Price Trend (Active Contract):



## International and Domestic Price Comparison



### Cotton Prices at Key Spot Markets:

Commodity	Kapas		Weekly Average Prices (Rs./Quintal)		Change
State	Centre	Variety	12th to 18th Oct 2018	19th to 25th Oct 2018	
Gujarat	Ahmedabad	Shankar-6	6025	6206	-181
	Gondal	Shankar-6	6055	6149	-94
	Rajkot	B.T. Cotton	6018	6060	-42
	Patan	B.T. Cotton	6028	5983	45
	Kadi	B.T. Cotton	6167	5950	217
	Deesa	B.T. Cotton	5648	5301	347
	Dhrol	B.T. Cotton	5998	5874	124
Punjab	Fazilika	B.T. Cotton	0	0	Unch
	Muktsar	B.T. Cotton	0	0	Unch
Haryana	Bhiwani	B.T. Cotton	5465	5431	34
	Bhiwani	Desi	5950	5975	-25
	Adampur	B.T. Cotton	5375	5413	-38
	Fatehabad	B.T. Cotton	5370	5356	14
	Jind	B.T. Cotton	5492	5475	17
	Uchana	B.T. Cotton	5430	5529	-99
	Dabwali	B.T. Cotton	5278	5296	-18
Rajasthan	Hanumangarh	B.T. Cotton	5383	5358	25
	Rawatsar	B.T. Cotton	5320	5319	1
Madhya Pradesh	Khandwa	Mech-1	5497	5404	93
	Khargaon	Mech-1	5687	5655	32
Maharashtra	Amravati	Mech-1	0	0	Unch
	Jamner	Medium Staple	0	0	Unch
Uttar Pradesh	Hathras	B.T. Cotton	6000	6125	-125
	Hathras	Desi	4767	4775	-8
Telangana	Adilabad	Un-Ginned	5720	5450	270
Andhra Pradesh	Guntur	Un-Ginned	0	#DIV/0!	-
	Kurnool	Un-Ginned	0	#DIV/0!	-
	Krishna	Un-Ginned	0	#DIV/0!	-
	East Godavari	Un-Ginned	0	#DIV/0!	-
Karnataka	Bijapur	Bunny	6116	5969	147
	Hubli	D.C.H.	6014	5839	175
	Hubli	B.T. Cotton	0	0	Unch
	Raichur	H-44 Cotton	5929	5790	139
Commodity	Lint		Prices (Rs./Maund of 37.32kg each)		Change

State	Centre	Variety	12th to 18th Oct 2018	19th to 25th Oct 2018	
Punjab	Bhatinda	J-34	4598	4613	-15
	Abohar	J-34	4608	4600	8
	Mansa	J-34	4542	4566	-24
	Muktsar	J-34	0	0	Unch
	Fazilika	J-34	0	0	Unch
Haryana	Sirsa	J-34	4597	4633	-36
Rajasthan	Sri-Ganganagar	J-34	4285	4301	-16

**Cotton Arrivals in Key Centers:**

Commodity	Kapas		Weekly Sum Arrivals (Quintal)		Change
State	Centre	Variety	12th to 18th Oct 2018	19th to 25th Oct 2018	
Gujarat	Ahmedabad	Shankar-6	54400	71400	-17000
	Gondal	Shankar-6	3818	3269	549
	Rajkot	B.T. Cotton	9010	8800	210
	Patan	B.T. Cotton	70084	69503	581
	Kadi	B.T. Cotton	27500	28000	-500
	Deesa	B.T. Cotton	70	27	43
	Dhrol	B.T. Cotton	557	785	-228
Punjab	Fazilika	B.T. Cotton	0	0	Unch
	Muktsar	B.T. Cotton	0	0	Unch
Haryana	Bhiwani	B.T. Cotton	30000	47000	-17000
	Bhiwani	Desi	400	450	-50
	Adampur	B.T. Cotton	10200	24650	-14450
	Fatehabad	B.T. Cotton	2700	4000	-1300
	Jind	B.T. Cotton	3060	2474	586
	Uchana	B.T. Cotton	8855	10125	-1270
	Dabwali	B.T. Cotton	4600	7550	-2950
Rajasthan	Hanumangarh	B.T. Cotton	11000	16500	-5500
	Rawatsar	B.T. Cotton	6000	9500	-3500
Madhya Pradesh	Khandwa	Mech-1	3903	1698	2205
	Khargaon	Mech-1	22560	37280	-14720
Maharashtra	Amravati	Mech-1	0	0	Unch
	Jamner	Medium Staple	0	0	Unch
Uttar Pradesh	Hathras	B.T. Cotton	550	850	-300
	Hathras	Desi	225	340	-115
Telangana	Adilabad	Un-Ginned	13966	0	13966
Andhra Pradesh	Guntur	Un-Ginned	0	0	Unch

	Kurnool	Un-Ginned	0	0	Unch
	Krishna	Un-Ginned	0	0	Unch
	East Godavari	Un-Ginned	0	0	Unch
Karnataka	Bijapur	Bunny	3445	3073	372
	Hubli	D.C.H.	100	28	72
	Hubli	B.T. Cotton	0	0	Unch
	Raichur	H-44 Cotton	2482	1259	1223
Commodity	Lint		Weekly Sum Arrivals (Quintal)		Change
State	Centre	Variety	12th to 18th Oct 2018	19th to 25th Oct 2018	
Punjab	Bhatinda	J-34	30600	35700	-5100
	Abohar	J-34	5780	9690	-3910
	Mansa	J-34	2550	3655	-1105
Haryana	Sirsa	J-34	4590	NA	-
Rajasthan	Sri-Ganganagar	J-34	3200	NA	-

#### Cotton Association of India Spot Rates:

Trade Name	Staple	Micronaire	Strength/ GPT	Weekly Average Prices		+/- Change
				12th to 18th Oct 2018	19th to 25th Oct 2018	
Bengal Deshi (RG)/Assam Comilla (101)	Below 22mm	5.0 - 7.0	15	10145	13587	-3442
Bengal Deshi (SG)(201)	Below 22mm	5.0 - 7.0	15	1900	2565	-665
J-34(202)	26mm	3.5 - 4.9	23	844	1139	-295
H-4/ MECH-1(105)	28mm	3.5 - 4.9	27	1554	2057	-503
Shankar-6(105)	29mm	3.5 - 4.9	28	1148	1459	-311
Bunny/ Brahma(105)	31mm	3.5 - 4.9	30	189	109	79
MCU-5/ Surabhi(106)	32mm	3.3 - 4.9	31	78	54	23
DCH-32(107)	34mm	3.0 - 3.8	33	33	33	Unch

#### Domestic Cotton Prices and Arrivals at Key Center

##### Week on Week Price: Scenario of Cotton:

Commodity	Kapas		Today	Week Ago	Month Ago	Year Ago
State	Centre	Variety	25-Oct-18	18-Oct-18	25-Sep-18	25-Oct-17
Gujarat	Ahmedabad	Shankar-6	6125	6125	#N/A	4625
	Gondal	Shankar-6	5980	6055	#N/A	4780
	Rajkot	B.T. Cotton	6015	6125	#N/A	4670
	Patan	B.T. Cotton	6005	6025	#N/A	5005
	Kadi	B.T. Cotton	6175	6200	#N/A	4800

	Deesa	B.T. Cotton	5715	5700	#N/A	0
	Dhrol	B.T. Cotton	5845	6005	#N/A	4535
Punjab	Fazilika	B.T. Cotton	NR	0	0	0
	Muktsar	B.T. Cotton	NR	0	0	0
Haryana	Bhiwani	B.T. Cotton	5450	5480	#N/A	4850
	Bhiwani	Desi	6000	6000	#N/A	0
	Adampur	B.T. Cotton	5400	5425	#N/A	4680
	Fatehabad	B.T. Cotton	5450	5410	#N/A	4750
	Jind	B.T. Cotton	5550	5525	#N/A	4700
	Uchana	B.T. Cotton	5440	5510	#N/A	4782
	Dabwali	B.T. Cotton	5300	5345	#N/A	4600
Rajasthan	Hanumangarh	B.T. Cotton	5500	5450	#N/A	4700
	Rawatsar	B.T. Cotton	5325	5380	#N/A	4600
Madhya Pradesh	Khandwa	Mech-1	5600	5600	#N/A	4400
	Khargaon	Mech-1	5670	5650	#N/A	4760
Maharashtra	Amravati	Mech-1	NA	0	#N/A	4250
	Jamner	Medium Staple	NA	0	#N/A	0
Uttar Pradesh	Hathras	B.T. Cotton	5700	6000	#N/A	6100
	Hathras	Desi	4700	4800	#N/A	4900
Telangana	Adilabad	Un-Ginned	5800	5710	#N/A	4510
Andhra Pradesh	Guntur	Un-Ginned	NA	0	#N/A	0
	Kurnool	Un-Ginned	NA	0	#N/A	4777
	Krishna	Un-Ginned	NA	0	#N/A	0
	East Godavari	Un-Ginned	NA	0	#N/A	4320
Karnataka	Bijapur	Bunny	6147	6127	#N/A	4959
	Hubli	D.C.H.	6009	6027	#N/A	4845
	Hubli	B.T. Cotton	NA	0	#N/A	0
	Raichur	H-44 Cotton	5950	5925	#N/A	4300
Commodity	Lint		Today	Week Ago	Month Ago	Year Ago
State	Centre	Variety	25-Oct-18	18-Oct-18	25-Sep-18	25-Oct-17
Punjab	Bhatinda	J-34	4575	4530	4590	3855
	Abohar	J-34	4600	4510	4595	3850
	Mansa	J-34	4565	4510	4575	3840
	Muktsar	J-34	0	0	0	0
	Fazilika	J-34	0	0	0	0
Haryana	Sirsa	J-34	4600	4515	4600	3860
Rajasthan	Sri-Ganganagar	J-34	4324	4254	4580	3619



**Cotton Arrivals in Key Centers:**

Commodity	Kapas		Arrivals (Quintal)	Arrivals (Quintal)	Arrivals (Quintal)	Arrivals (Quintal)
State	Centre	Variety	25-Oct-18	18-Oct-18	25-Sep-18	25-Oct-17
Gujarat	Ahmedabad	Shankar-6	42500	Closed	0	30600
	Gondal	Shankar-6	1831	Closed	0	2740
	Rajkot	B.T. Cotton	2850	Closed	0	8000
	Patan	B.T. Cotton	20940	Closed	0	0
	Kadi	B.T. Cotton	25000	15000	0	10000
	Deesa	B.T. Cotton	20	Closed	0	0
	Dhrol	B.T. Cotton	189	Closed	25	345
Punjab	Fazilika	B.T. Cotton	0	0	0	0
	Muktsar	B.T. Cotton	0	0	0	0
Haryana	Bhiwani	B.T. Cotton	0	12000	#N/A	3000
	Bhiwani	Desi	0	200	#N/A	0
	Adampur	B.T. Cotton	0	1700	#N/A	4250
	Fatehabad	B.T. Cotton	0	900	#N/A	600
	Jind	B.T. Cotton	0	1020	#N/A	510
	Uchana	B.T. Cotton	0	3335	#N/A	3500
	Dabwali	B.T. Cotton	0	1125	#N/A	1550
Rajasthan	Hanumangarh	B.T. Cotton	8000	2500	0	2500
	Rawatsar	B.T. Cotton	2000	5000	0	1000
Madhya Pradesh	Khandwa	Mech-1	1040	279	780	400
	Khargaon	Mech-1	9000	NR	5090	5210
Maharashtra	Amravati	Mech-1	0	0	0	7000
	Jamner	Medium Staple	0	0	0	0
Uttar Pradesh	Hathras	B.T. Cotton	200	Closed	200	125
	Hathras	Desi	125	Closed	60	50
Telangana	Adilabad	Un-Ginned	15860	17898	0	27381
Andhra Pradesh	Guntur	Un-Ginned	0	0	0	280
	Kurnool	Un-Ginned	0	0	0	143
	Krishna	Un-Ginned	0	0	0	0
	East Godavari	Un-Ginned	0	0	0	0
Karnataka	Bijapur	Bunny	1394	NR	45	1355
	Hubli	D.C.H.	18	NR	0	12
	Hubli	B.T. Cotton	NR	0	0	0
	Raichur	H-44 Cotton	1305	NR	22	2055
Commodity	Lint		Arrivals (Quintal)	Arrivals (Quintal)	Arrivals (Quintal)	Arrivals (Quintal)

State	Centre	Variety	25-Oct-18	18-Oct-18	25-Sep-18	25-Oct-17
Punjab	Bhatinda	J-34	10200	11900	850	5100
	Abohar	J-34	2040	2890	850	1020
	Mansa	J-34	765	1700	255	850
Haryana	Sirsa	J-34	1360	1360	170	850
Rajasthan	Sri-Ganganagar	J-34	2500	2000	850	200

#### Disclaimer

The information and opinions contained in the document have been compiled from sources believed to be reliable. The company does not warrant its accuracy, completeness and correctness. Use of data and information contained in this report is at your own risk. This document is not, and should not be construed as, an offer to sell or solicitation to buy any commodities. This document may not be reproduced, distributed or published, in whole or in part, by any recipient hereof for any purpose without prior permission from the Company. IASL and its affiliates and/or their officers, directors and employees may have positions in any commodities mentioned in this document (or in any related investment) and may from time to time add to or dispose of any such commodities (or investment). Please see the detailed disclaimer at © 2018 Indian Agribusiness Systems Ltd.

