

COTTON WEEKLY RESEARCH REPORT**22nd April 2019****Domestic market summary**

Domestic market Scenario: Indian Domestic prices traded firm during this week, mainly due to lower daily arrivals which declined by 10-12% and the arrivals are likely to end by mid of May month. The price in Indian market is higher than that internationally. The market may move up only through larger offtake by exporters or by domestic industry. Average price of Lint at Sirsa during the week was Rs. 4854 per maund (of 37.32 Kg each), slightly stronger from the previous week price of Rs 4819. Cotton fiber (Shankar-6) prices noticed slightly up trend this week average price was Rs 46,140 per candy (of 355.6 kg each) during the week, which was Rs 46,066 per candy previous week.

Weekly Price Outlook : In the coming week we expect Kapas price to remain to Range bound with the price band of Rs 6200-6400 per quintal in the Rajkot market. Lint price at Sirsa is likely to be in range of Rs 4800-5000 per maund.

Major Market Highlights:

- Indian cotton market remained steady with firmness in prices across India and Indian millers are booked with imports to avoid slow selling pressures.
- Indian yarn market also firm with good demand.
- Gujarat 29 mm Cotton sold between 46,450 to , Rs.46,750/Candy.
- All India Daily Arrivals remained between 55,000 to 70,000 bales.
- Gujarat Daily Pressing was approximately 20,000 to 22,000 bales.
- NY May futures w/w gained 0.80 cents.
- Indian Rupee remained stable between 68.35 to 69.60 during this week.
- All India daily cotton arrivals are reported to be about 75'000 bales according to CAI. India remains in the market for U.S. cotton which support prices to remain high and China, Vietnam and Turkey were major buyers.
- According to CAI, the balance sheet projects total cotton supply of 37.60 million bales, a domestic consumption of 31.60 million bales, exports of 4.70 million bales and a carry-over stock of 1.3 million bales. New crop planting started in some areas of North India. Good availability of canal water and better prices of seed cotton in the current season against competing crops will likely favor cotton sowing in North India.
- India's cotton crop production may fall 7.87 per cent to 343 lakh bales (of 170 kg each) in the 2018-19 season, mainly due to drought in many cotton-growing regions, as per estimates released Monday by Confederation

of Indian Textile Industry (CITI). The domestic textile industry body based the projections on actual data collected from cotton-growing areas for the October-September 2018 crop season.

- India expect to see a year-over-year increase of 7%, Brazil too is looking to produce some 12.5 million bales, or a 5% jump. Pakistan's crop is expected to increase some 6.7% regarding global production for 2019.

Cotton Balance Sheet (India):

In Lakh Bales(170 KGS)	2014-15	2015-16	2016-17	2017-18	2018-19*	Oct-Dec	Jan-Mar	Apr-June	July-Sept
Supply									
Opening stock	33	66.23	36.67	48.04	24.04	24.04	57.54	58.54	36.07
Cotton production	386	332	345	365	336.53	153.50	138.50	37.53	7.00
Imports	14.39	22.79	30.94	15	27	6.00	10.00	6.00	5.00
Total supply	433.39	421.02	412.61	428.04	387.56	183.54	206.04	102.07	48.07
Mill consumption	278.06	270.2	262.66	288	267	95.00	110.00	45.00	17.00
Consumption by SSI	26.38	27.08	26.2	27	27.5	6.00	10.50	8.00	3.00
Non Mill consumption	5	18	17.5	19	19.5	5.00	5.00	5.00	4.50
Exports	57.72	69.07	58.21	70	53	20.00	22.00	8.00	3.00
Total Demand	367.16	384.35	364.57	404	367	126.00	147.50	66.00	27.50
Ending Stock	66.23	36.67	48.04	24.04	20.57	57.54	58.54	36.07	20.57
Stock to use Ratio	0.153	0.087	0.116	0.056	0.053	0.314	0.284	0.353	0.428

*All figures in Lakh Bales (of 170 Kgs. Each) Source: CAI& Agriwatch *: estimated*

As per the latest estimates by Agriwatch, cotton output in country during the season 2018-19 would be around 336.53 lakh bales (of 170 kg each) which is lower compared to production of 365 lakh bales of last season.

Following lower production, imports will rose marginally to 27 lakh bales compared to 15 lakh bales in previous season.

Due to lower opening stock imports, and lower production of cotton availability would be standing lower this season at 387.56 lakh bales compared to 428.04 lakh bales during the previous season.

Total domestic consumption (Including mill, small mill and non-mill consumption) would be around 367 lakh bales compared to 404 lakh bales during the previous season.

Cotton exports are expected to remain lower as that of previous year. It is expected that country would export around 53 lakh bales of cotton in the season 2018-19.

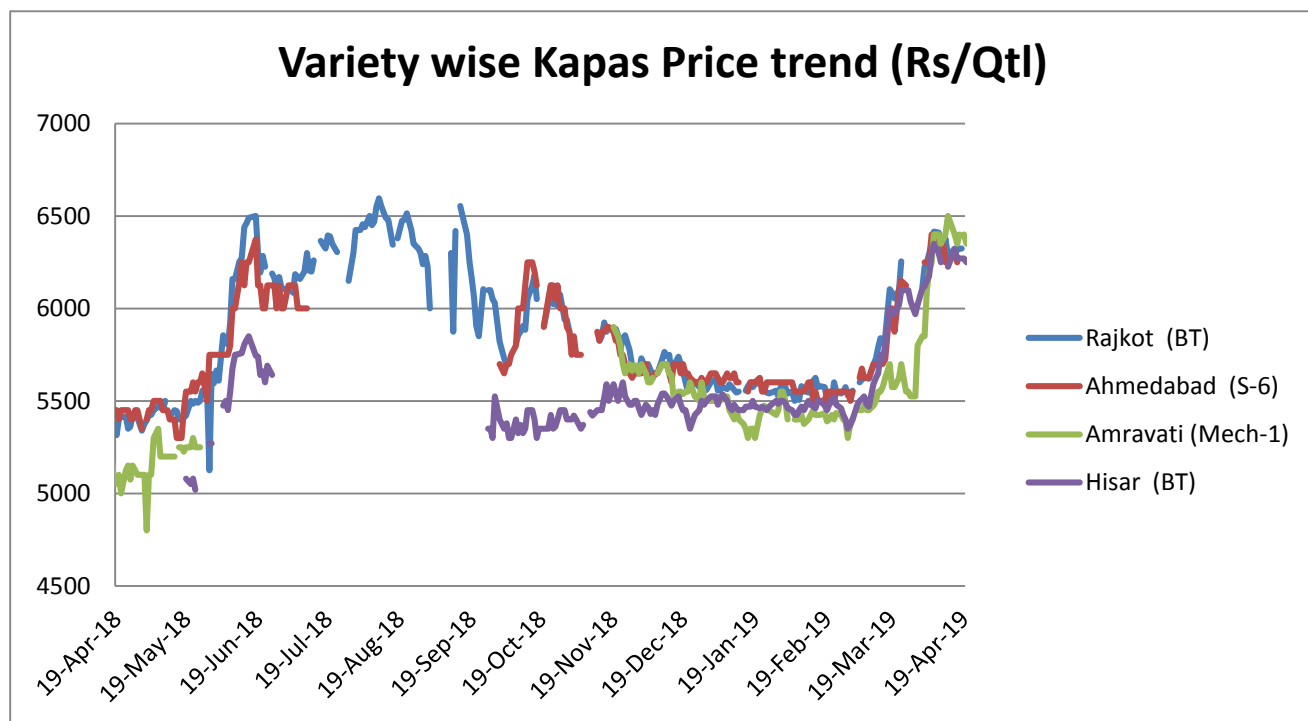
Ending stocks are expected to be around 20.57 lakh bales, it is lower compared to the ending stocks of previous season.

Domestic Cotton Prices Scenario

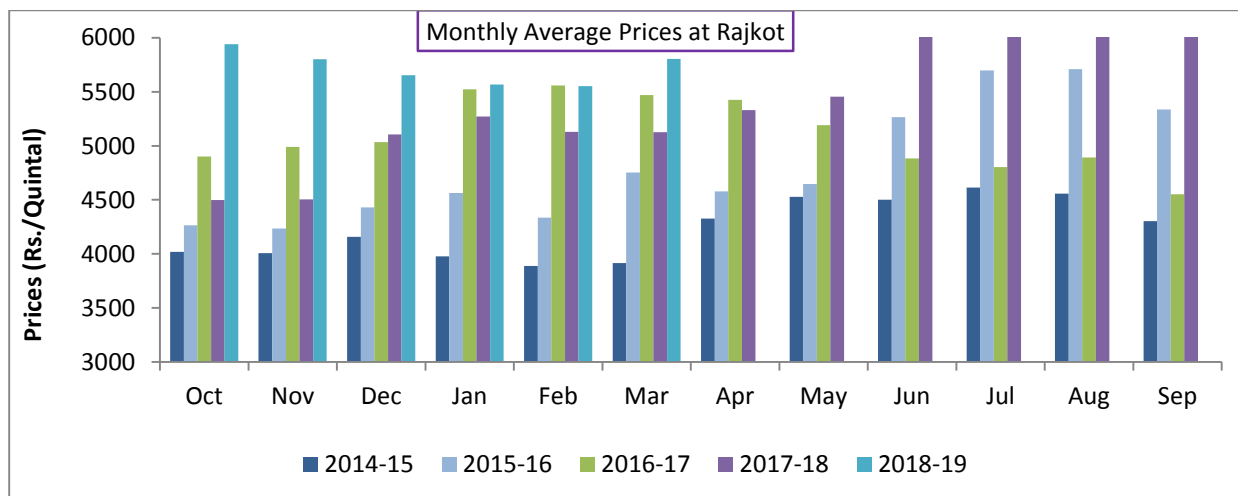
Kapas (Raw Cotton) Weekly Price Scenario

Weekly Price Review: Weekly kapas average price at Rajkot rose to Rs 6325/quintal this week.

Weekly Price Outlook: Kapas prices are expected to be firm compared to last week. The expected range for Kapas at Rajkot would be between Rs 6000-6400 per quintal for the coming week.



Kapas Monthly M-o-M Price Scenario

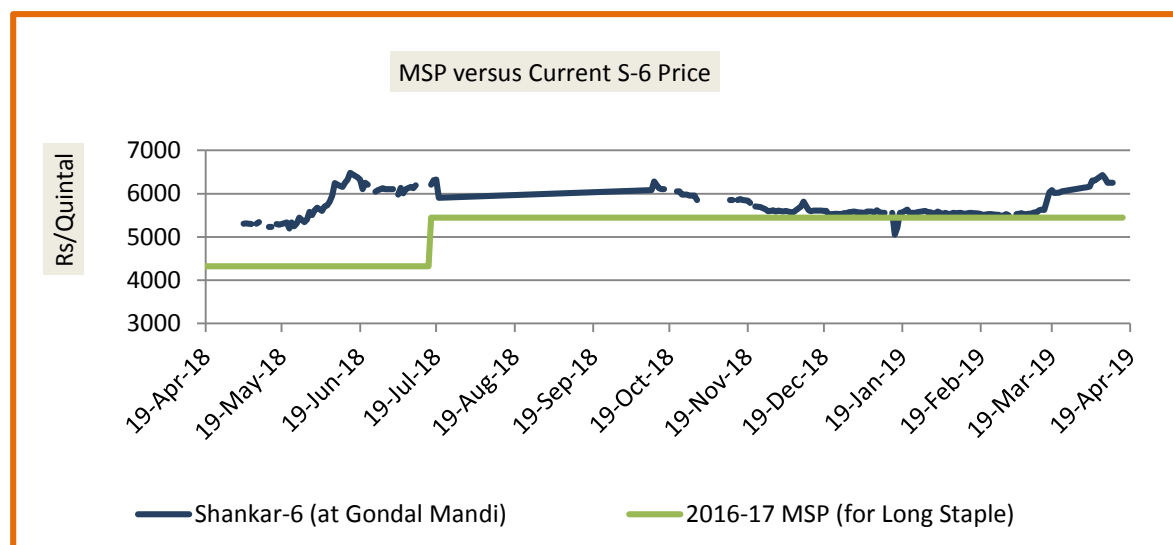


Kapas(seed cotton) prices in country noticed slightly weak during the Feb month when compared to the previous month, and the same is ruling higher at Rs.5804.7 compared to the prices during the corresponding month of the previous season.

Monthly average price of Kapas at Rajkot remained Rs. 5551 per quintal during Jan, which was Rs. 5568 during previous month and Rs. 5128 per quintal during the corresponding month last year. We expect Kapas prices to remain to Range-bound in the coming month. The expected price range for April month is likely to be Rs 5900-6300 per quintal.

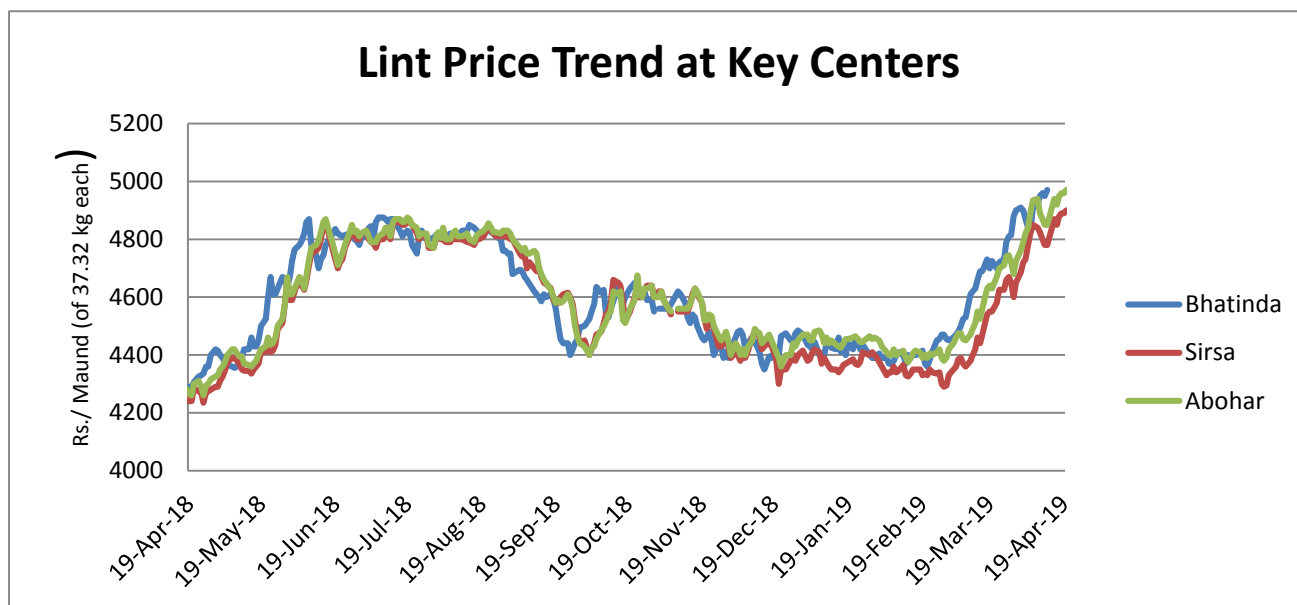
Spot Price versus MSP

The Kapas average price at Gondal market this week at ended lower at Rs.6280 as the market was closed for two days in the week. The gap between the two prices has increased from the first week of April. The average gap between the prices got down to Rs 830 compared to Rs 875 a week earlier, prices would increase due to higher demand and lower arrivals in the near future.



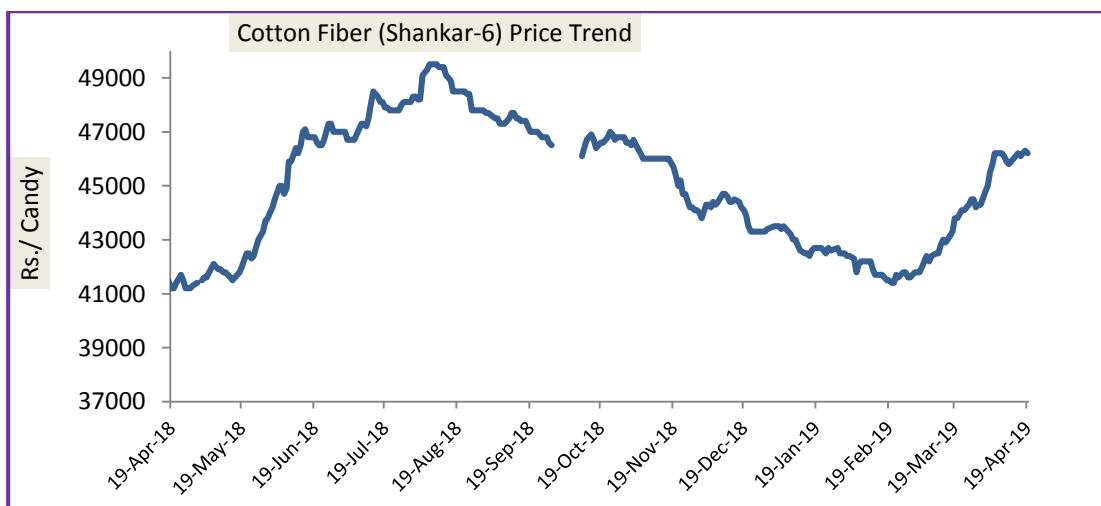
Lint price Outlook

Lint prices went highest during this week in this season and also compared to last season. Weekly average price of Lint at Sirsa rised to Rs 4854 per maund of 37.32 kg each, as compared to the previous week price of Rs. 4819 per maund.



Cotton Fiber price Outlook

Cotton fiber noticed up trend in this week compared to the previous week. Average price was Rs 46140 per candy (of 355.6 kg each) during the week, which was Rs. 46066 per candy previous week and around Rs 41433 per candy during the corresponding week previous season. We expect cotton fiber to remain in range of Rs 46000 -48500 per candy in the coming week candy.

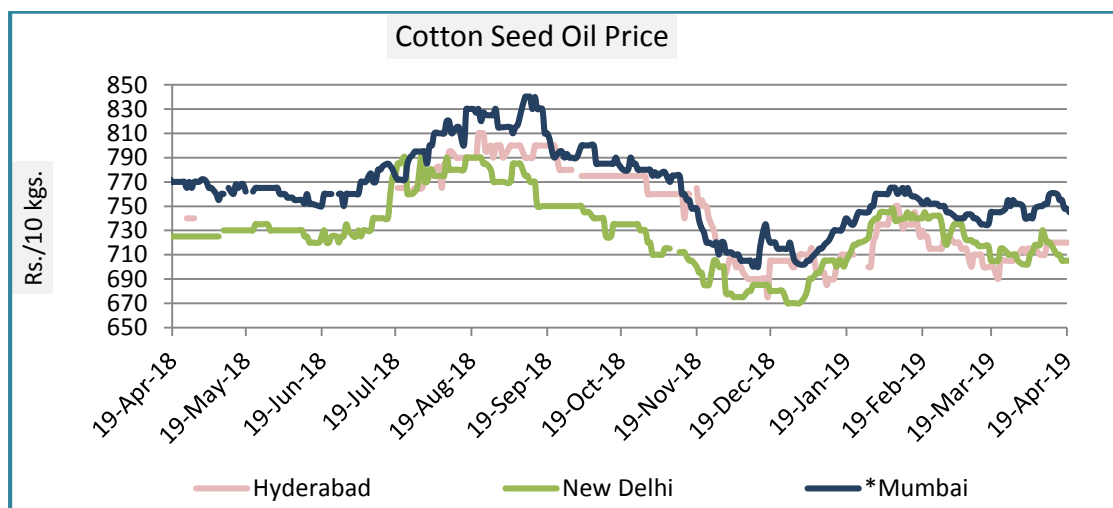


Cotton Seed Oil and Cotton Seed Oil Cake

Cotton Seed Oil weekly Price Scenario

Cotton seed oil price noticed weaker during the week. Weekly average price in New Delhi is Rs 707 per 10 Kg, to the weekly average price of Rs 721.83 per 10 Kg in previous week.

	Weekly Average Price as on (Rs/10 kg.)		% Change
	18-Apr-19	11-Apr-19	
New Delhi	707	721.83	-2.05
Rajkot	733	743	-1.35
Hyderabad	723	720	0.42
Mumbai*	748.2	754.83	-0.88

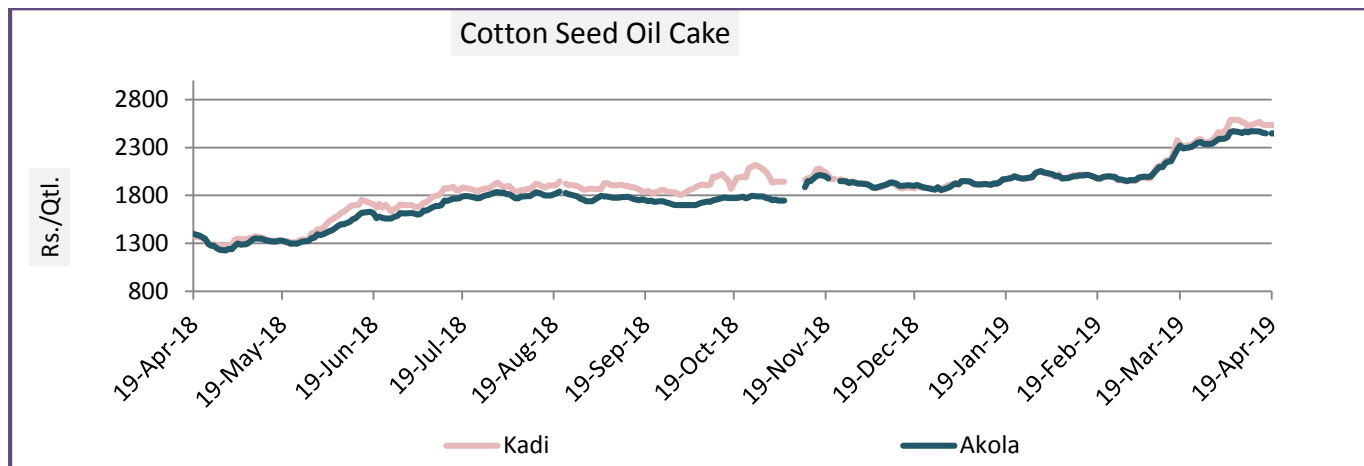


Cotton Seed Oil Cake weekly Price Scenario

Cotton seed oil cake price decreased from previous week . Weekly average price in Akola declined to Rs 2460.5 per quintal, higher compared to the weekly average price of Rs 2568.66 per quintal in the previous week.

Centers	Weekly Average Price as on (Rs/quintal.)*		% Change
	11-Apr-19	11-Apr-19	
Kadi	2543	2568.66	-1.00
Akola	2460.5	2461.66	-0.05

*Source: NCDEX



International Market Scenario

International cotton prices raised slightly by 0.24 points during the week. Cotlook A index weekly average stood 87.59 cents/pound this week, which was 86.56 at cents/pound during last week.

77.31

Major Market Highlights:

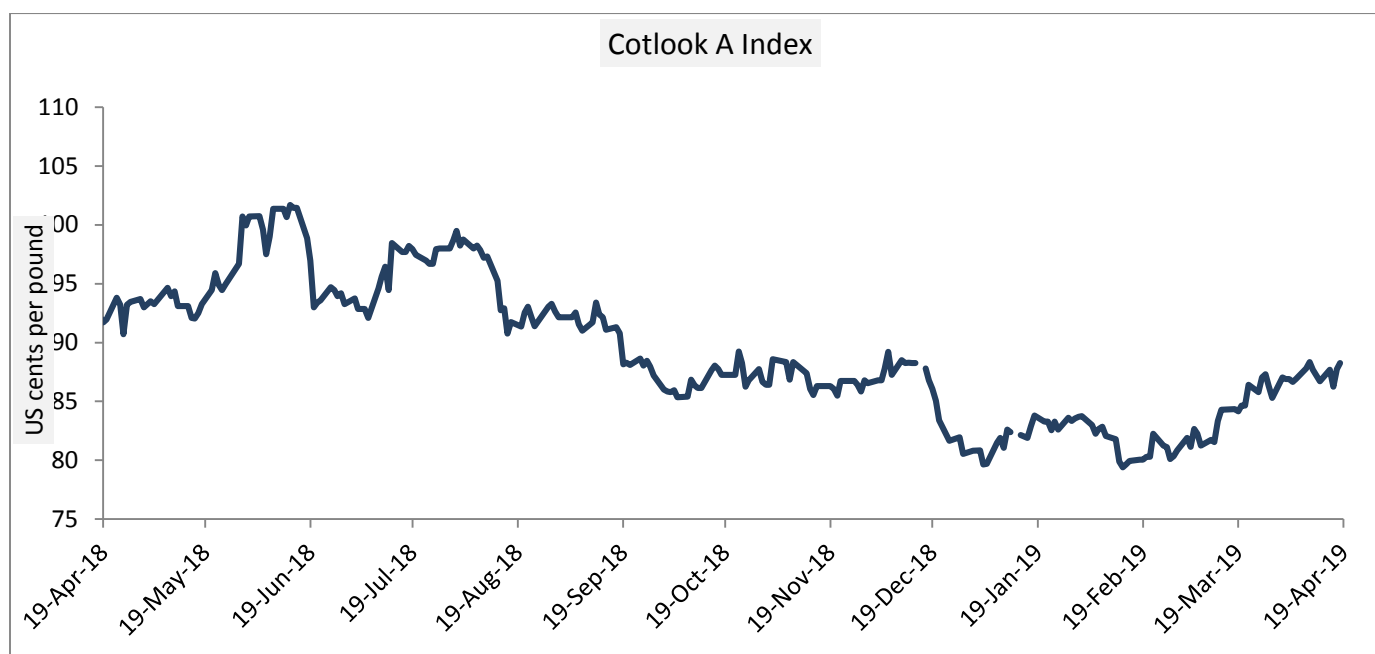
- The front-month cotton contract on ICE Futures U.S. settled slightly down by 0.8 cent, at 77.31cents per lb on last Thursday compared to last corresponding day. It traded within a range of 76.98 and 77.31 cents a lb. ICE cotton futures settled higher on Friday as traders expected higher demand after reports that China would allow for some imports of cotton in the current year, with a weaker dollar further supporting prices.
- USDA showed that 7% of the US cotton crop has been planted as of 4/14, according to the weekly Crop Progress report. That is even with the average but behind the 8% from last year. The Cotlook A Index was down 50 points at 86.70 on April 12. The weekly Average World Price (AWP) is 69.21, 99 points higher than the previous week and effective through Thursday.
- The weekly export sales report showed net sales for both marketing years, 2018-19 and 2019-20, at 527,700 bales. This included current year sales of 289,000 bales of Upland and 30,200 of Pima. Vietnam, India and China were major buyers.
- Total export commitments for upland cotton did gain a little ground against a year ago last week, now down 12.5%. USDA's projected 15 million bale projected export total is now 95% achieved via total commitments, matching the average pace. Chinese imports were raised by 500,000 bales, while Turkey imports were trimmed by 200,000 bales. Indian exports were cut by 300,000 bales, with Australia up 200,000 bales.

- U.S. export sales exploded with more than 500,000 bales booked during the prior week. USDA did release its April world supply demand report which was seemingly bearish, but was totally faded by the market. China needs an additional 800,000 bales for its reserve program and as many as 500,000 bales for direct mill sales.
- Net UPLAND sales of 2,17,600 RB for 2018- 2019 were down 25 percent from the previous week and 9 percent from the prior 4-week average. Increases were reported for India (78,700 RB), Vietnam (76,900 RB, including 1,800 RB switched from South Korea), Bangladesh (26,000 RB, including decreases of 15,100 RB), Turkey (17,300 RB, including decreases of 100 RB), and South Korea (10,400 RB, including 1,400 RB switched from China). Reductions were primarily for Hong Kong (4,500 RB), Malaysia (3,800 RB), and Japan (3,300 RB).
- For 2019-2020, net UPLAND sales of 20,600 RB were primarily for Vietnam (7,900 RB), El Salvador (7,400 RB), and China (4,400 RB).
- UPLAND Exports of 3,40,000 RB were down 11 percent from the previous week and from the prior 4-week average. Exports were primarily to Vietnam (86,400 RB), Pakistan (50,300 RB), Turkey (47,600 RB), Bangladesh (27,100 RB), and Indonesia (25,700 RB).

Cotlook A Index

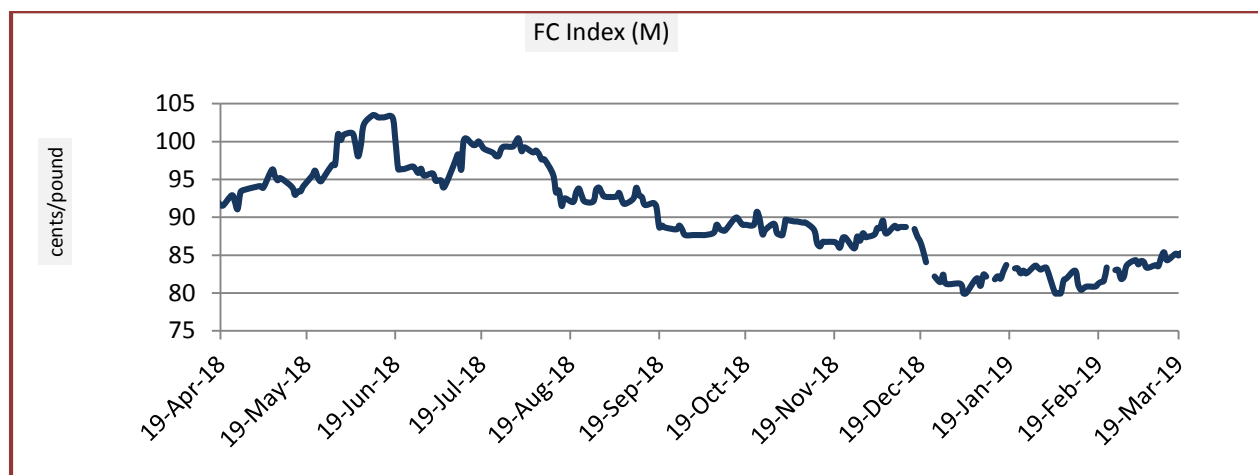
Cotlook A index noticed slightly firm during the week. The average Cotlook A Index was up 87.33 cents/lb than previous week (87.59 cents/lb). Cotlook A Index was up 150 points at 87.75 on April 17. The new weekly Average World Price (AWP) is 68.88, down 33 points from the previous week.

Cotlook A Index	Weekly Average Price as on		% Change
	18-Apr-19	11-Apr-19	
Prices	87.33	87.59	-0.30
Prices in US cents per Pound			



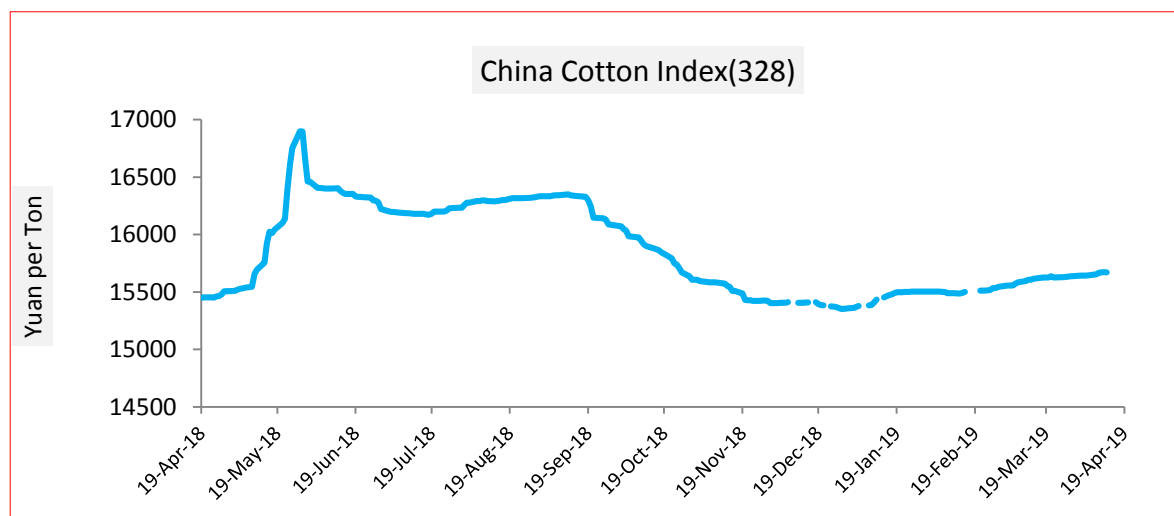
China Cotton Index and Foreign Cotton Index

Cotton Index	Weekly Average Price as on		% Change
	18-Apr-19	11-Apr-19	
FC (S)	91.97	92.32	-0.38
FC (M)	87.25	87.53	-0.32
FC (L)	85.01	85.41	-0.47
Prices in US cents per Pound			



China Index slightly firm during the Week. CC Index (328) stood at 15661 Yuan per ton during the week. Average was 15638.6 Yuan per ton during previous week.

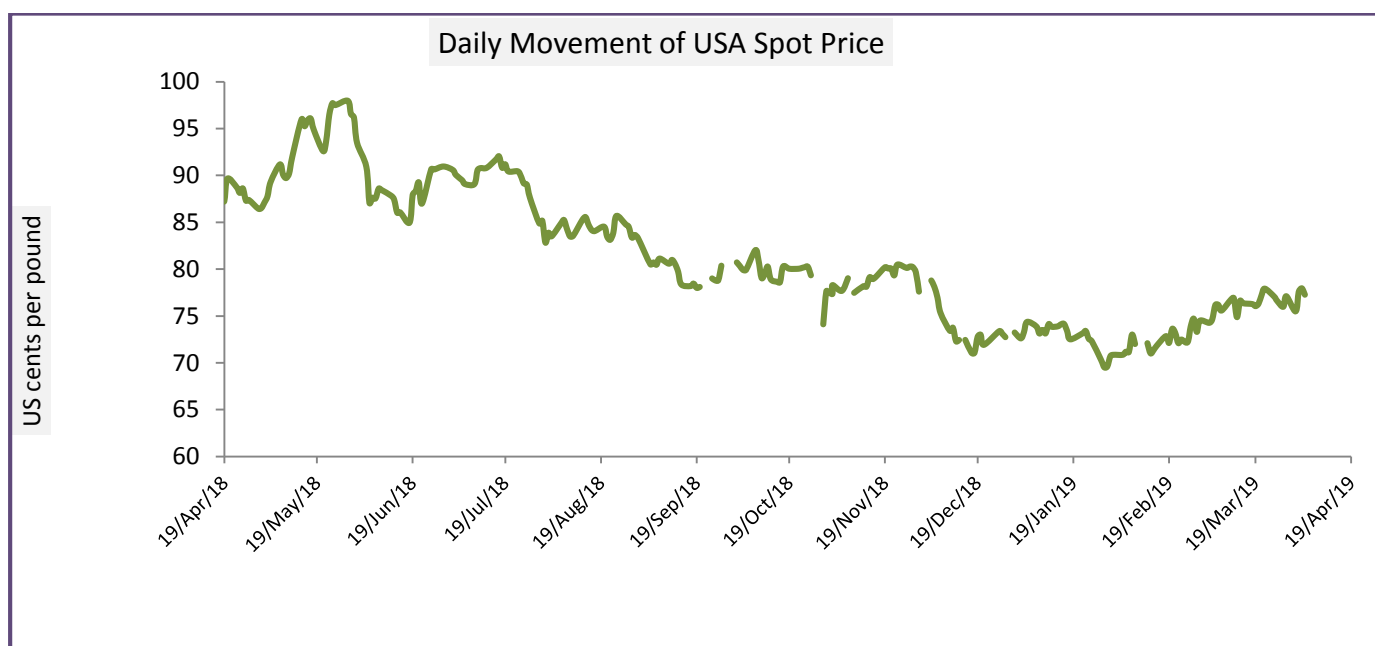
Cotton Index	Weekly Average Price as on		% Change
	18-Apr-19	11-Apr-19	
CCIndex(328)	15661	15638.6	0.14
CCIndex(527)	14701	14682.2	0.13
CCIndex(229)	16083	16061.4	0.13
Prices in Yuan per ton			



USA Spot Prices

Cotton was firmer last month as overall demand continues to impact the US market. On the other hand, world production is going higher in the growing season for major producers around the world, including Brazil & Pakistan. Demand for US Cotton is on high, as the weekly export sales reports have shown good demand at best since the start of the marketing year. China has started to buy US Cotton after the progress in trade war among the two countries and has been active in other markets, especially India. US prices have slightly risen in the last week of March and now new crop from Brazil is also on the way which will compete with US cotton as there have been worries about the quality of the US crop due to some extreme growing conditions in Texas and the Southeast over the Summer and Fall. Ideas are that the quality worries have kept some importers of US Cotton away from the market.

USA Spot Prices	Monthly Average Price as on		% Change
	18-Apr-19	11-Apr-19	
Prices	77.07	76.97	0.13
Prices in US cents per Pound			



Pakistan Spot Prices

Pakistan scrapped duties on import of cotton for February 1-June 30 to tide over shortage of the crop. In the current year, Pakistan has harvested 10.8 mln bales of cotton, down 25 per cent from initial target of 14.4 million bales. According to the report of Pakistan Cotton Ginners Association (PCGA), seed cotton (Phutti) equivalent to 10.77 million or 10,772,306 bales have reached ginneries across Pakistan till April 1, 2019, registering a shortfall by 6.7 percent compared to corresponding period of last year. India's cotton exports to Pakistan are unlikely to see a sharp jump, despite the neighboring country scraping import duty, as high domestic prices have made exports uncompetitive. Indian cotton is currently available around 45,800 rupees per candy.

Karachi Spot Prices	Weekly Average Price as on		% Change
	18-Apr-19	11-Apr-19	
Prices	8960	8926.66	0.37
Prices in Rs per 37.32 Kg			

Commodity: Cotton
Contract: April

Exchange: MCX
Expiry: April 20, 2019

Cotton

COTTON 1904(MXCTNJ9)2019/04/18 - Daily B:22140.00 A:22150.00
O 22270.00 H 22320.00 L 22140.00 C 22140.00 ↑ V 2,956 T 1,642,390 I 9,047 -160 -0.72%
EMA(9) 22125 (18) 21977 BOL(SIMPLE, 21, 2.0) 21914.3 22498.3 21330.3



Technical Commentary:

- Cotton 29 mm MCX Apr contract faces resistance at 22,440.
- Relative strength indicator (RSI) is in neutral region.

- PVO analysis indicate long liquidation.
- Candlestick pattern of daily chart shows rise in prices.

We will advise traders to sell today.

Strategy: Sell

Intraday Supports & Resistances			S2	S1	PCP	R1	R2
Cotton	MCX	Apr	22020	22080	22210	22260	22380
Intraday Trade Call			Call	Entry	T1	T2	SL
Cotton	MCX	Apr	Sell	22200	22190	22185	22206

* Do not carry-forward the position next day.

Commodity: Cotton Seed oil Cake

Contract: April

Exchange: NCDEX

Expiry: Apr 30, 2019

Cotton

COTTON SEED OIL 1st(NCCOUC1)2019/04/18 - Daily B:2379.50 A:2385.00
 O 2410.50 H 2416.00 L 2372.00 C 2385.00 ↑ V 34,190 I 101,770 -25.5 -1.06%
 EMA(9) 2396.6 (18) 2352.1 BOL(SIMPLE, 21, 2.0) 2348.57 2483.42 2213.72



Technical Commentary:

- Candlestick pattern depicts steady situation.
- RSI lies in neutral region indicating resistance in prices.
- MACD indicates mixed sentiment in prices.
- PVO Analysis indicates long liquidation.

We will advise traders to Sell today.

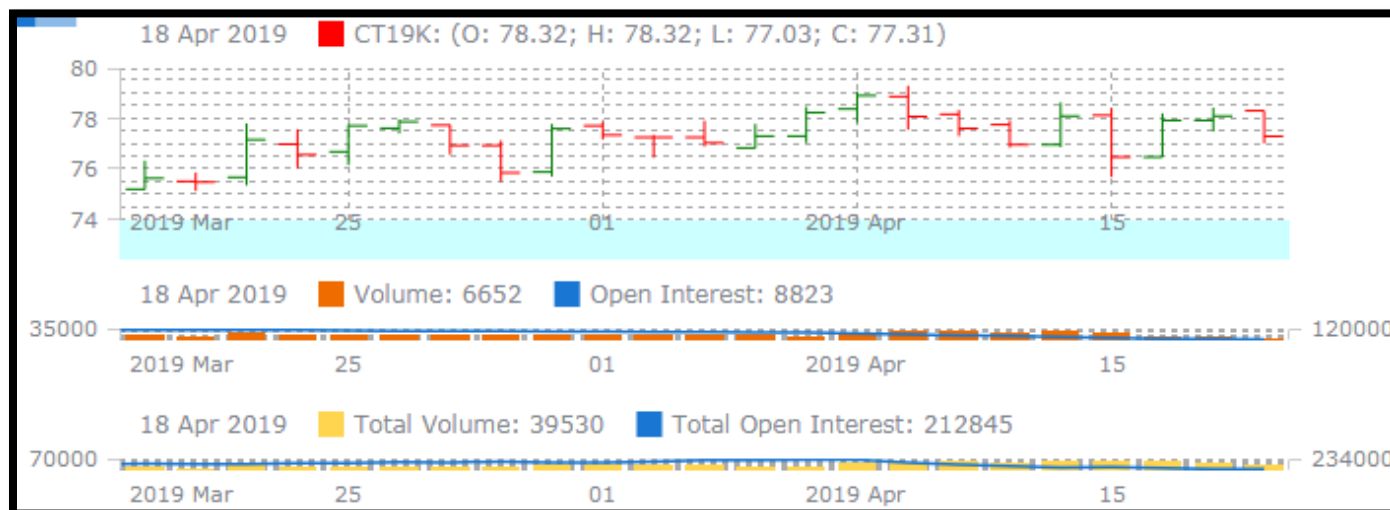
Strategy: Sell

Intraday Supports & Resistances			S2	S1	PCP	R1	R2
Cotton oil cake	NCDEX	APR	2347	2366	2400	2410	2435

Intraday Trade Call			Call	Entry	T1	T2	SL
Cotton oil cake	NCDEX	APR	Sell	2391	2381	2376	2397

* Do not carry-forward the position next day.

Technical Analysis of Cotton Future ('Mar 19 Contract) at ICE



- Candlesticks denote bearish movement in the market.
- Volume is increased as well as Open Interest.
- We expect cotton prices to remain firm in the coming month.

Expected Price Range During Coming month

Expected Trend	Expected Trading Band
Range bound to Bearish Momentum	76-80

Expected Support and Resistance

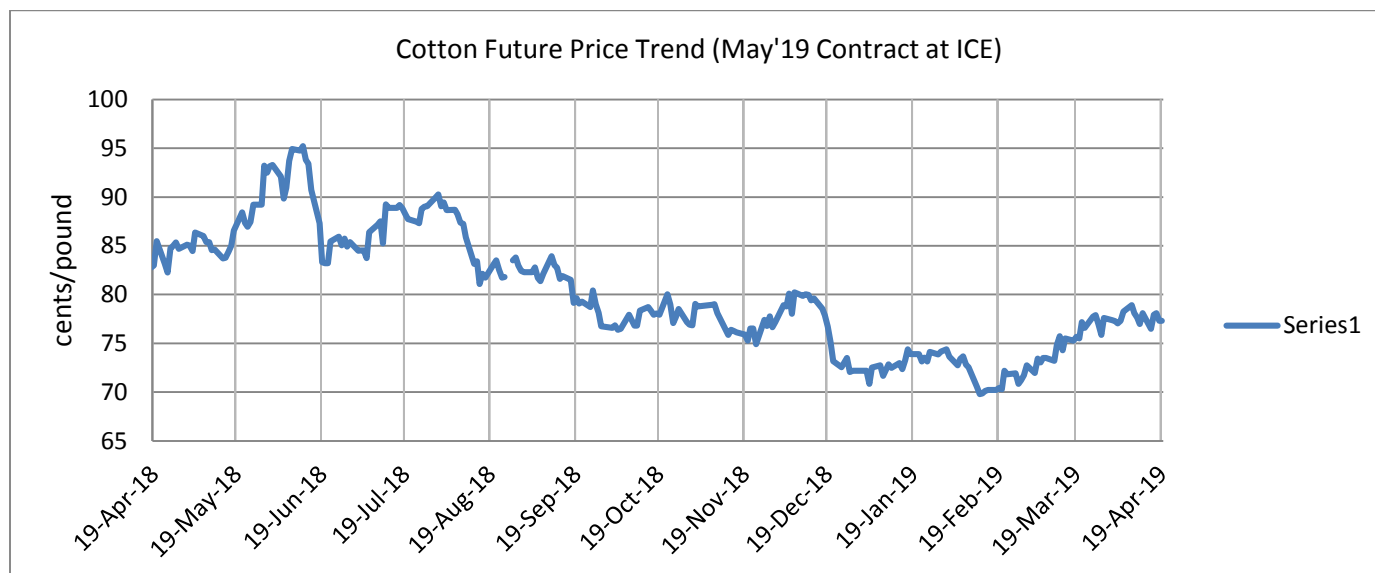
Support 1	Support 2	Resistance 1	Resistance 2
77	76	79	80

Figures in US cents/pound

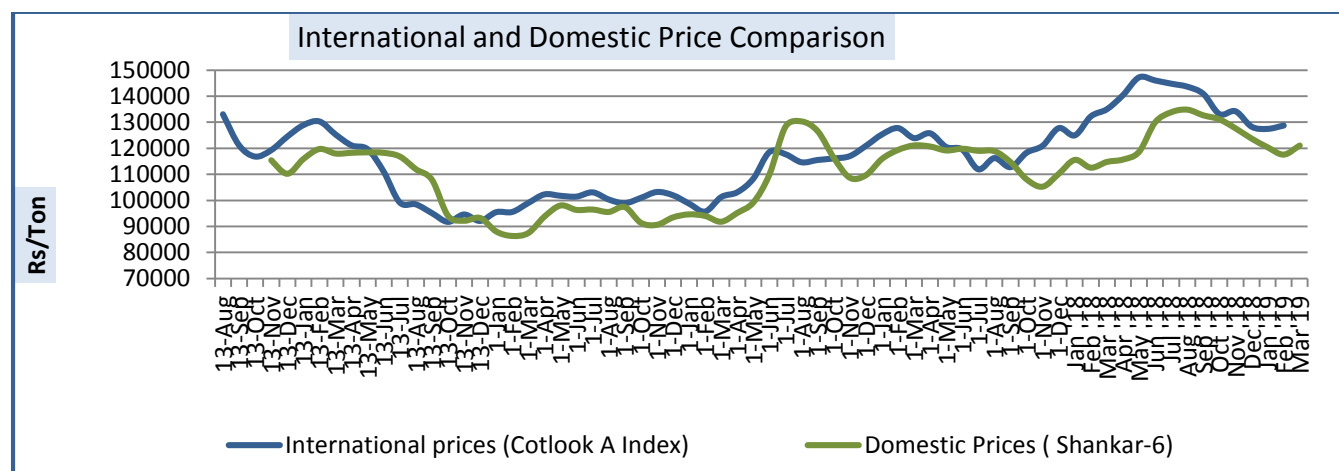
Cotton Future Prices at ICE

Future Price Trend (Active Contract):

Cotton Prices in Future Contract on ICE						Prices in cents/Lb	
Contracts	19_Apr_2019	19_Mar_2019 (1 month ago)	19_Jan_2019 (3 month ago)	19_Oct_2018 (6 month ago)	19_Apr_2018 (1 Year Ago)	% Change over a month	% Change over previous year
1-May-19	77.31	75.65	75.32	80.45	82.97	2.19	-6.82
1-Jul-19	78.27	76.72	76.59	81.23	82.82	2.02	-5.49
1-Oct-19	77.23	75.42	75.13	78.17	80.66	2.40	-4.25
1-Dec-20	77.05	74.90	74.77	77.92	78.59	2.87	-1.96
1-Mar-20	77.09	75.70	75.69			1.84	



International and Domestic Price Comparison



Cotton Prices at Key Spot Markets:

Commodity	Kapas		Weekly Average Prices (Rs./Quintal)		Change
State	Centre	Variety	12th April to 18th April 2019	5th April to 11th April 2019	
Gujarat	Ahmedabad	Shankar-6	6275	6350	-75
	Gondal	Shankar-6	6280	6325	-45
	Rajkot	B.T. Cotton	6315	6369	-54
	Patan	B.T. Cotton	6280	6289	-9
	Kadi	B.T. Cotton	6470	6500	-30
	Deesa	B.T. Cotton	#DIV/0!	#DIV/0!	-
	Dhrol	B.T. Cotton	5885	6006	-121
Haryana	Bhiwani	B.T. Cotton	6390	6443	-53
	Bhiwani	Desi	#DIV/0!	#DIV/0!	-
	Adampur	B.T. Cotton	6271	6300	-29
	Fatehabad	B.T. Cotton	6224	6271	-47
	Jind	B.T. Cotton	6375	6392	-17
	Uchana	B.T. Cotton	6201	6277	-76
	Dabwali	B.T. Cotton	#DIV/0!	#DIV/0!	-
Rajasthan	Hanumangarh	B.T. Cotton	6358	6284	74
	Rawatsar	B.T. Cotton	6183	6158	25
Madhya Pradesh	Khandwa	Mech-1	6370	6340	30
	Khargaon	Mech-1	6224	6213	11
Maharashtra	Amravati	Mech-1	6413	6363	50
	Jamner	Medium Staple	#DIV/0!	#DIV/0!	-
Uttar Pradesh	Hathras	B.T. Cotton	#DIV/0!	#DIV/0!	-
	Hathras	Desi	#DIV/0!	#DIV/0!	-
Telangana	Adilabad	Un-Ginned	6056	6100	-44
Karnataka	Bijapur	Bunny	6647	6605	42
	Hubli	D.C.H.	5180	5492	-313
	Hubli	B.T. Cotton	#DIV/0!	#DIV/0!	-
	Raichur	H-44 Cotton	6390	6348	43
Commodity	Lint		Prices (Rs./Maund of 37.32kg each)		Change
State	Centre	Variety	12th April to 18th April 2019	5th April to 11th April 2019	
Punjab	Bhatinda	J-34	4913	4883	30

	Abohar	J-34	4924	4896	28
	Mansa	J-34	4890	4857	33
Haryana	Sirsa	J-34	4854	4819	35
Rajasthan	Sri-Ganganagar	J-34	4509	4465	44

Cotton Arrivals in Key Centers:

Commodity	Kapas		Weekly Sum Arrivals (Quintal)		
State	Centre	Variety	12th April to 18th April 2019	5th April to 11th April 2019	Change
Gujarat	Ahmedabad	Shankar-6	132600	209100	-76500
	Gondal	Shankar-6	2742	3998	-1256
	Rajkot	B.T. Cotton	12400	19500	-7100
	Patan	B.T. Cotton	12935	23338	-10403
	Kadi	B.T. Cotton	85000	120000	-35000
	Deesa	B.T. Cotton	0	0	Unch
	Dhrol	B.T. Cotton	274	253	21
Haryana	Bhiwani	B.T. Cotton	300	1650	-1350
	Bhiwani	Desi	0	0	Unch
	Adampur	B.T. Cotton	1700	2380	-680
	Fatehabad	B.T. Cotton	825	1000	-175
	Jind	B.T. Cotton	510	1561	-1051
	Uchana	B.T. Cotton	1490	4200	-2710
	Dabwali	B.T. Cotton	0	0	Unch
Rajasthan	Hanumangarh	B.T. Cotton	5800	985	4815
	Rawatsar	B.T. Cotton	1460	1950	-490
Madhya Pradesh	Khandwa	Mech-1	693	1430	-737
	Khargaon	Mech-1	3425	1949	1476
Maharashtra	Amravati	Mech-1	8700	9925	-1225
	Jamner	Medium Staple	0	0	Unch
Uttar Pradesh	Hathras	B.T. Cotton	0	0	Unch
	Hathras	Desi	0	0	Unch
Telangana	Adilabad	Un-Ginned	32120	15520	16600
Karnataka	Bijapur	Bunny	8168	5729	2439
	Hubli	D.C.H.	92	70	22
	Hubli	B.T. Cotton	0	0	Unch
	Raichur	H-44 Cotton	779	1102	-323

Commodity	Lint		Weekly Sum Arrivals (Quintal)		
State	Centre	Variety	12th April to 18th April 2019	5th April to 11th April 2019	Change
Punjab	Bhatinda	J-34	5270	10880	-5610
	Abohar	J-34	935	1870	-935
	Mansa	J-34	1445	2465	-1020
Haryana	Sirsa	J-34	1190	1190	Unch
Rajasthan	Sri-Ganganagar	J-34	550	3000	-2450

Cotton Association of India Spot Rates:

Trade Name	Staple	Micronaire	Strength/ GPT	Weekly Average Prices		+/- Change
				12th April to 18th April 2019	5th April to 11th April 2019	
Bengal Deshi (RG)/Assam Comilla (101)	Below 22mm	5.0 - 7.0	15	42220	42033	187
Bengal Deshi (SG)(201)	Below 22mm	5.0 - 7.0	15	42720	42533	187
J-34(202)	26mm	3.5 - 4.9	23	46120	45917	203
H-4/ MECH-1(105)	28mm	3.5 - 4.9	27	44940	44867	73
Shankar-6(105)	29mm	3.5 - 4.9	28	46140	46067	73
Bunny/ Brahma(105)	31mm	3.5 - 4.9	30	47600	47367	233
MCU-5/ Surabhi(106)	32mm	3.3 - 4.9	31	48600	48367	233
DCH-32(107)	34mm	3.0 - 3.8	33	55920	56367	-447

Week on Week Price: Scenario of Cotton:

Commodity	Kapas		Today	Week Ago	Month Ago	Year Ago
State	Centre	Variety	18-Apr-19	11-Apr-19	18-Apr-19	18-Apr-18
Gujarat	Ahmedabad	Shankar-6	6300	6250	6300	#N/A
	Gondal	Shankar-6	6255	6255	6255	5500
	Rajkot	B.T. Cotton	6325	6380	6325	5530
	Patan	B.T. Cotton	6250	6205	6250	5515
	Kadi	B.T. Cotton	6500	6400	6500	5550
	Deesa	B.T. Cotton	NA	0	NA	NA
	Dhrol	B.T. Cotton	5920	6050	5920	NR

Haryana	Bhiwani	B.T. Cotton	6350	6450	6350	5600
	Bhiwani	Desi	NA	0	NA	NA
	Adampur	B.T. Cotton	6270	Closed	6270	5350
	Fatehabad	B.T. Cotton	6200	Closed	6200	5350
	Jind	B.T. Cotton	6300	Closed	6300	5700
	Uchana	B.T. Cotton	6200	Closed	6200	5385
	Dabwali	B.T. Cotton	NA	0	NA	NR
Rajasthan	Hanumangarh	B.T. Cotton	6350	6250	6350	Closed
	Rawatsar	B.T. Cotton	6250	6050	6250	Closed
Madhya Pradesh	Khandwa	Mech-1	6350	6400	6350	5491
	Khargaon	Mech-1	6300	6190	6300	5427
Maharashtra	Amravati	Mech-1	Closed	6400	Closed	5300
	Jamner	Medium Staple	NA	0	NA	NA
Uttar Pradesh	Hathras	B.T. Cotton	NA	0	NA	NA
	Hathras	Desi	NA	0	NA	NA
Telangana	Adilabad	Un-Ginned	NR	Closed	NR	5400
Karnataka	Bijapur	Bunny	6639	6659	6639	5929
	Hubli	D.C.H.	4100	4747	4100	NA
	Hubli	B.T. Cotton	NA	NA	NA	NA
	Raichur	H-44 Cotton	6350	6400	6350	5470
Commodity	Lint		Today	Week Ago	Month Ago	Year Ago
State	Centre	Variety	18-Apr-19	11-Apr-19	18-Apr-19	18-Apr-18
Punjab	Bhatinda	J-34	4960	4840	4960	4270
	Abohar	J-34	4960	4850	4960	4280
	Mansa	J-34	4920	4830	4920	4250
Haryana	Sirsa	J-34	#N/A	#N/A	#N/A	4250
Rajasthan	Sri-Ganganagar	J-34	4536	4465	4536	0

Cotton Arrivals in Key Centers:

Commodity	Kapas		Arrivals (Quintal)	Arrivals (Quintal)	Arrivals (Quintal)	Arrivals (Quintal)
State	Centre	Variety	18-Apr-19	11-Apr-19	18-Apr-19	18-Apr-18
Gujarat	Ahmedabad	Shankar-6	30600	34000	30600	42500
	Gondal	Shankar-6	852	756	852	#N/A

	Rajkot	B.T. Cotton	2200	3000	2200	#N/A
	Patan	B.T. Cotton	2665	3868	2665	3450
	Kadi	B.T. Cotton	20000	20000	20000	#N/A
	Deesa	B.T. Cotton	NA	0	NA	#N/A
	Dhrol	B.T. Cotton	72	43	72	#N/A
Haryana	Bhiwani	B.T. Cotton	NA	150	NA	1200
	Bhiwani	Desi	NA	0	NA	#N/A
	Adampur	B.T. Cotton	255	Closed	255	#N/A
	Fatehabad	B.T. Cotton	200	Closed	200	#N/A
	Jind	B.T. Cotton	340	Closed	340	#N/A
	Uchana	B.T. Cotton	150	Closed	150	#N/A
	Dabwali	B.T. Cotton	NA	0	NA	#N/A
Rajasthan	Hanumangarh	B.T. Cotton	600	380	600	#N/A
	Rawatsar	B.T. Cotton	380	350	380	#N/A
Madhya Pradesh	Khandwa	Mech-1	50	390	50	#N/A
	Khargaon	Mech-1	1100	195	1100	#N/A
Maharashtra	Amravati	Mech-1	Closed	125	Closed	#N/A
	Jamner	Medium Staple	NA	0	NA	#N/A
Uttar Pradesh	Hathras	B.T. Cotton	NA	0	NA	#N/A
	Hathras	Desi	NA	0	NA	#N/A
Telangana	Adilabad	Un-Ginned	NR	Closed	NR	2374
Karnataka	Bijapur	Bunny	2713	2102	2713	0
	Hubli	D.C.H.	6	20	6	0
	Hubli	B.T. Cotton	NA	NA	NA	0
	Raichur	H-44 Cotton	240	285	240	0
Commodity	Lint		Arrivals (Quintal)	Arrivals (Quintal)	Arrivals (Quintal)	Arrivals (Quintal)
State	Centre	Variety	18-Apr-19	11-Apr-19	18-Apr-19	18-Apr-18
Punjab	Bhatinda	J-34	340	1700	340	1700
	Abohar	J-34	170	255	170	510
	Mansa	J-34	255	340	255	170
	Sirsa	J-34	170	170	170	170
	Sri-Ganganagar	J-34	50	500	50	0

Disclaimer

The information and opinions contained in the document have been compiled from sources believed to be reliable. The company does not warrant its accuracy, completeness and correctness. Use of data and information contained in this report is at your own risk. This document is not, and should not be construed as, an offer to sell or solicitation to buy any commodities. This document may not be reproduced, distributed or published, in whole or in part, by any recipient hereof for any purpose without prior permission from the Company. IASL and its affiliates and/or their officers, directors and employees may have positions in any commodities mentioned in this document (or in any related investment) and may from time to time add to or dispose of any such commodities (or investment). Please see the detailed disclaimer at <http://www.agriwatch.com/Disclaimer.asp>
© 2019 Indian Agribusiness Systems Ltd.