

COTTON WEEKLY RESEARCH REPORT
11th Nov 2019**Domestic market summary**

Domestic market Scenario: The cotton market across India showed mixed trend as CCI has started procurement across India along with arrivals in full pace whereas the weather disrupted the trade in Gujarat and continued rains in Maharashtra, MP and Telangana. But after the cyclone “Maha” in Gujarat and Maharashtra, the weather improved in the cotton belts across India. CCI procurement in AP and Telangana has commenced while the farmers were instructed to dry the cotton first as to decrease the moisture content. Average price of Lint at Sirsa during the week was Rs.3872 per maund (of 37.32 Kg each), lower from the previous week price of Rs. 3882 due to the weaker demand from cotton mills. Average price for Shankar-6 (29mm) was Rs.39250 per candy (of 355.6 kg each) during the week stood low, which was Rs. 41150 per candy previous week.

Weekly Price Outlook : In the coming week we expect Kapas price to remain steady to steady to weak with the price band of Rs. 5100-5550 per quintal in the Rajkot market. Lint price at Sirsa is likely to be in range of Rs. 3700-4000 per maund.

Major Market Highlights:

- The domestic prices gained slight support as moisture in cotton reduced to 10-15% range in the northern states whereas International market moved on positive note last week due to good US sales report.
- Indian cotton prices (71.46cents/lbs) are lower than Cotlook index (74.95cents/lbs), thus Indian cotton can be exported easily.
- Gujarat 29 mm Cotton sold between 39,500 to 39,050 Rs./Candy.
- All India Daily Arrivals remained less in between 70,000 to 90,000 bales.
- Indian Rupee remained stronger between 70.69 and 71.29 during this week.

Market Highlights:

- According to the trade sources, Total arrivals stood around 15.09 lakh bales so far till 6th Nov'19. And a total of 3.94 lakh bales have arrived in this week ending on 6th Nov'19 compared to 1.57 lakh bales in the last week due to the closure of market on the occasion of Diwali. Of this, 1.38 lakh bales were from Central India, followed by 59,200 bales from South India. The arrivals from North India (in Haryana, Punjab & Rajasthan) have started so the arrivals increased to around 1.97 lakh bales this week.
- CCI has not started procurement yet in bulk quantities in Punjab and Haryana. Still the kapas prices in both the states are prevailing around Rs.5200-5400/q with the moisture content ranging between 13-15%. Whereas procurement in Adilabad market has started procurement primarily Primary Agricultural Cooperative Societies (PACS) and then would be lifted by CCI. Farmers are advised to dry the cotton, which got drenched in rain.

- Farmers in Adilabad, Telangana are distressed as they are not getting fair price of at least the MSP for cotton that has started trading from today (6th November'19). Government agencies and private traders said that the moisture content is very high due to the continuous rains and farmers are ready to charge a low price. To ensure that farmers get a better price for cotton, the administration has implemented to ensure the arrival of cotton in phases in the mandis on the basis of mandals so that the entire quantity of cotton produced in the entire district does not reach the Adilabad market at the same time. Also the farmers would get enough time to reduce down the moisture to (8-12%) which are the permissible limit for CCI to procure cotton.
- According to the trade sources, the Indian cotton exports for the Sep'19 were reported at 71,403 bales against 94,000 bales in the previous month. The total exports of India from the starting of the marketing year in Oct'18 till Sep'19 expected to have reached to a total of 46.47 lakh bales around 23% lower compared to 60.12 lakh bales during the corresponding period in 2017-18. In Sep'19, Bangladesh was the largest importer, importing 63,226 Indian bales with an average FOB of 1.82 \$/Kg followed by Iran (3551 bales at FOB 1.84 \$/Kg) and Vietnam importing 2061 bales at 1.73 \$/Kg.
- International Cotton Advisory Board projected the world production at 26.7 MMT 4% higher against 25.69 MMT in 2018-19. Due to the lower demand by the mills and US- China trade war affected the overall economy at the global level which has reduced the consumption in 2018-19 marketing year and likely to remain flat in 2019-20. India is expected to lead in the cotton production among the other countries at 6 million tonnes (35.29 Indian Lakh Bales). Similarly, China is projected imports at 8.05 million tonnes (47.5 Indian Lakh Bales) 2% down compared to the previous year. Both Mexico and Pakistan are expected to increase their imports by 48% (to 141,000 tonnes) and 8% (to 711,000 tonnes), respectively.

Cotton Balance Sheet (India):

Cotton Balance Sheet										
In Lakh Bales(170 KGS)	2014-15	2015-16	2016-17	2017-18	2018-19*	2019-20*	Oct-Dec	Jan-Mar	Apr-June	July-Sept
Supply										
Opening stock	33	66.23	36.67	48.04	24.04	13.12	13.12	58.76	63.02	33.26
Cotton production	386	332	345	365	321.05	351.61	160.46	147.42	30.09	13.64
Imports	14.39	22.79	30.94	15	26	20	2.03	3.31	6.45	8.21
Total supply	433.39	421.02	412.61	428.04	371.09	384.73	175.61	209.49	99.56	55.11
Demand										
Mill consumption	278.06	270.2	262.66	288	265	260	92.51	107.12	43.82	16.56
Consumption by SSI	26.38	27.08	26.2	27	27	26.46	5.77	10.10	7.70	2.89
Non Mill consumption	5	18	17.5	19	19.5	19.5	4.11	5.13	5.13	5.13
Exports	57.72	69.07	58.21	70	46.47	52	14.47	24.12	9.65	3.76
Total Demand	367.16	384.35	364.57	404	357.97	357.96	116.86	146.47	66.30	28.34
Ending Stock	66.23	36.67	48.04	24.04	13.12	26.77	58.76	63.02	33.26	26.77

All figures in Lakh Bales (of 170 Kgs. Each) Source: CAI&Agriwatch *: estimated

As per the latest estimates by Agriwatch, cotton output in country during the season 2018-19 would be around 321.05 lakh bales (of 170 kg each) whereas 351.61 lakh bales is expected in 2019-20.

Following lower production, imports will rise marginally to 26 lakh bales and around 20 lakh bales is expected to import in the new season.

Due to lower opening stock but estimation of higher production of cotton would increase the availability the new season at 384.48 lakh bales.

Total domestic consumption (Including mill, small mill and non-mill consumption) in 2019-20 would be around 305.69 lakh bales compared to 311.5 lakh bales during the previous season due to lower demand from textile industries.

Cotton exports are expected to remain higher as that of previous year. It is expected that country would export around 52 lakh bales of cotton in the season 2019-20 due to slightly higher crop compared to 2018-19.

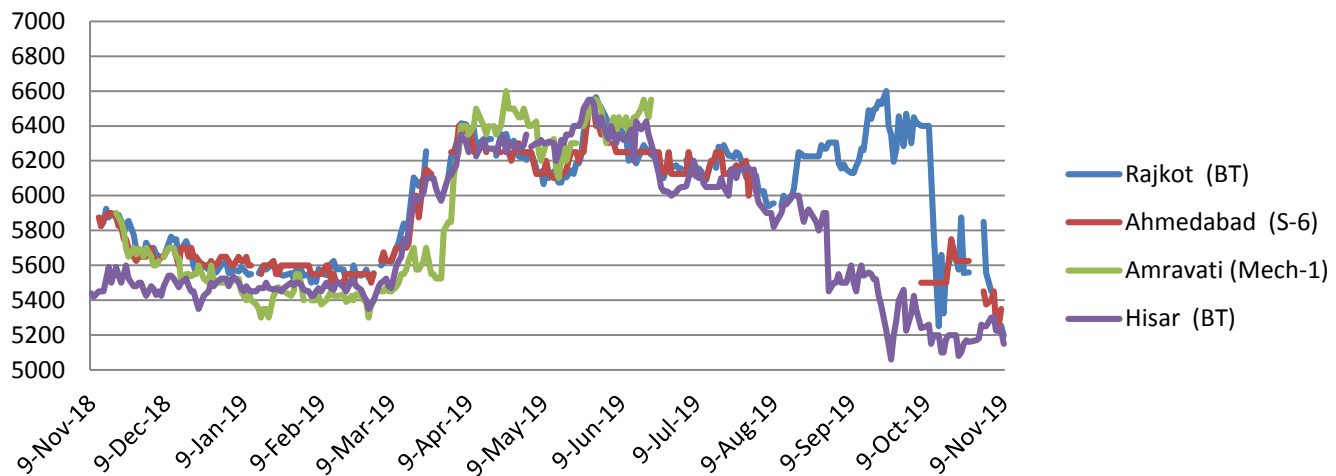
Ending stocks are expected to be around 26.77 lakh bales, it is higher compared to the ending stocks of previous season.

Domestic Cotton Prices Scenario

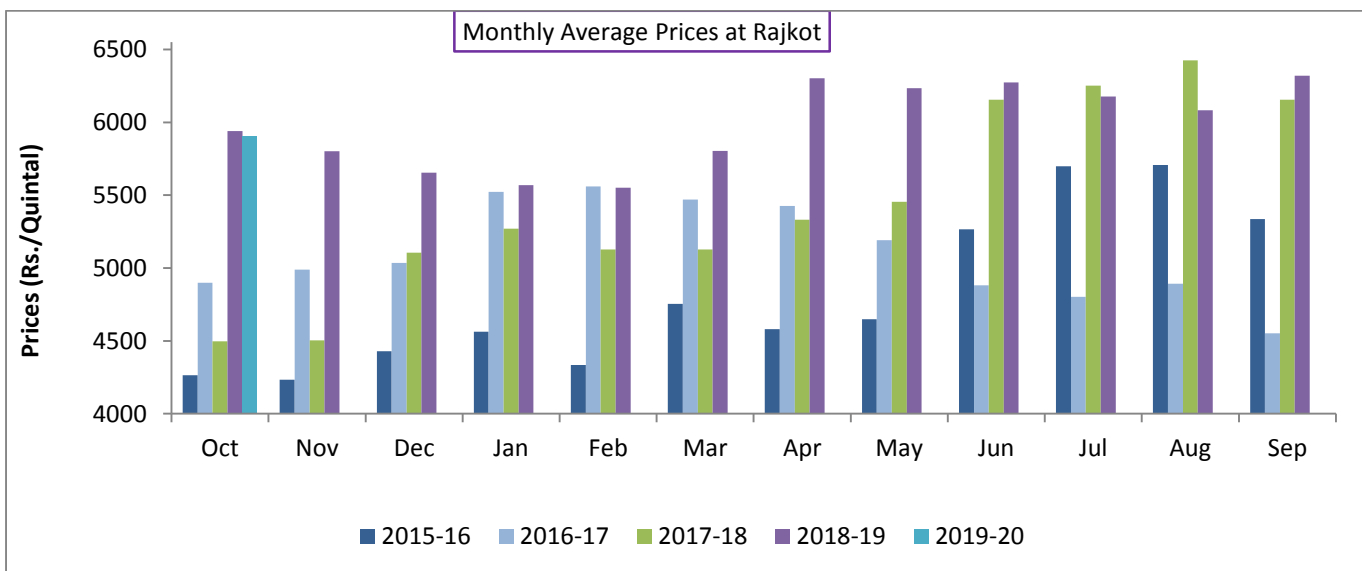
Kapas (Raw Cotton) Weekly Price Scenario

Weekly Price Review: Weekly kapas average price at Rajkot stood slightly higher to Rs 5618/quintal this week as the market was closed for 4 days on the occasion of Diwali in the previous week Rs. 5560/q. Kapas prices would remain steady to low in Gujarat as recently cyclone has hit the state leaving cotton drenched in water. The expected range for Kapas at Rajkot would be between Rs. 5100-5400 per quintal for the coming week whereas the prices in Hisar with new arrivals are hovering around Rs.5200/q compared to last week because of inactivity of CCI and lower demand.

Variety wise Kapas Price trend (Rs/Qtl)



Kapas Monthly M-o-M Price Scenario

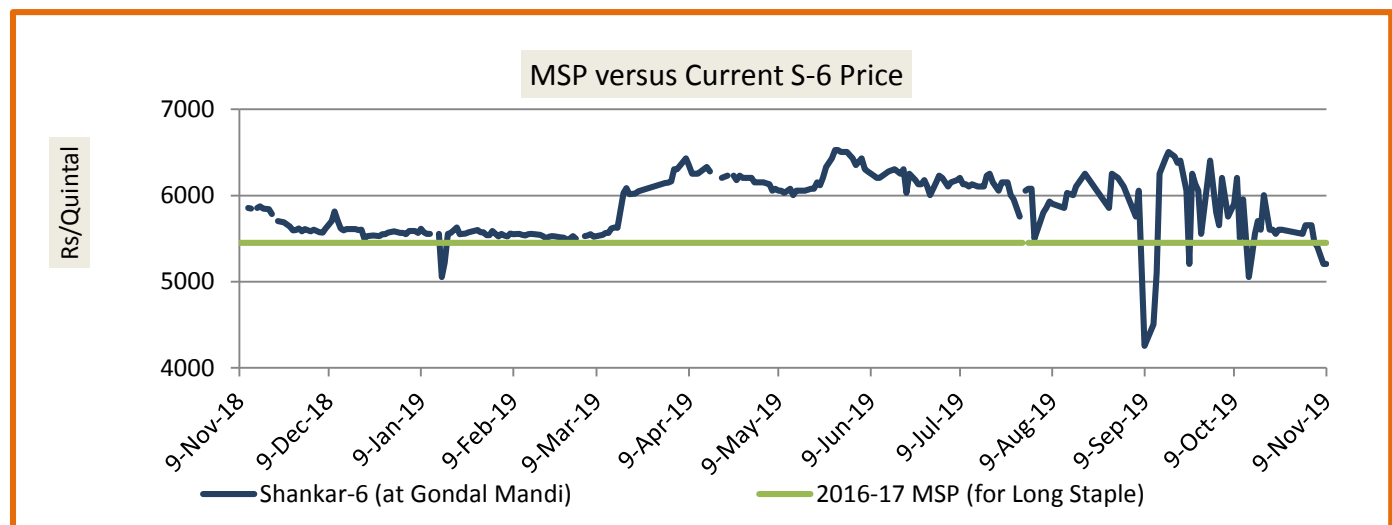


Kapas(seed cotton) prices in country noticed firm during the Oct when compared to the previous month, but the same is ruling lower compared to the prices during the corresponding month of the previous season.

Monthly average price of Kapas at Rajkot remained Rs. 5905 per quintal during June, which was Rs 6319.2 /quintal during previous month and Rs.5940 per quintal during the corresponding month last year. We expect Kapas prices to remain steady to firm further in the coming month due to the new arrivals which is expected to be of good quality

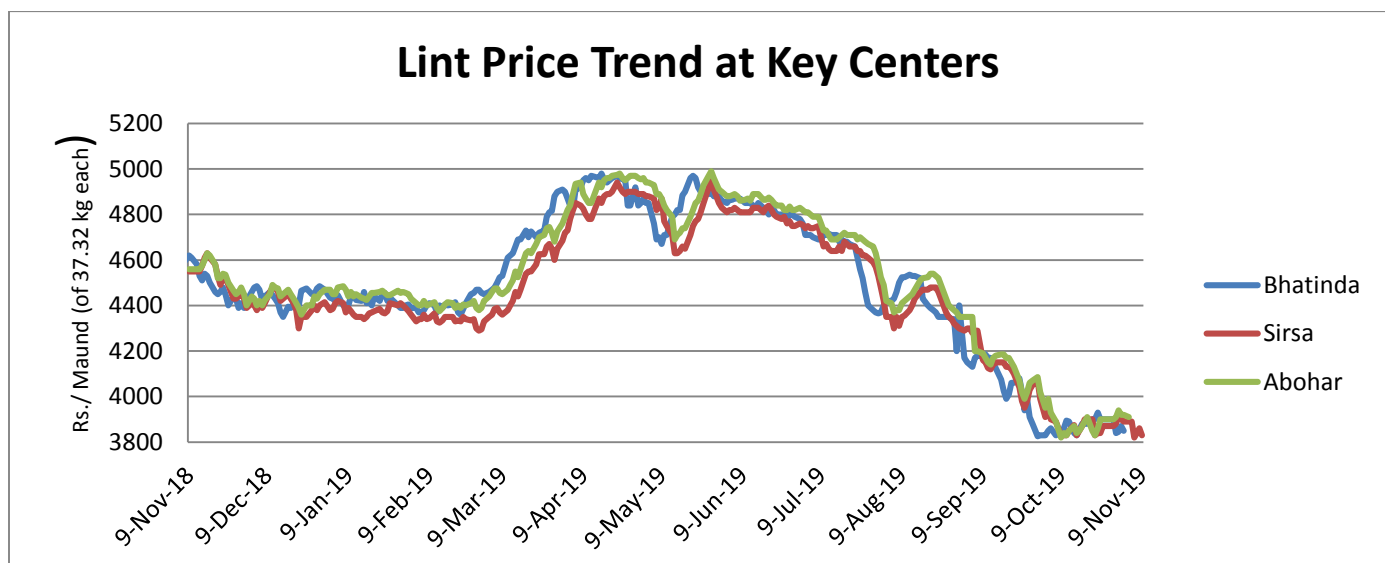
Spot Price versus MSP

The Kapas average price at Gondal market this week ended at a weaker note because of cyclone caused damage to the crop as well as the arrivals were lower. The gap between the two prices has declined by an average of Rs.95. The average gap between the prices likely to take correction by 2nd week of November'19.



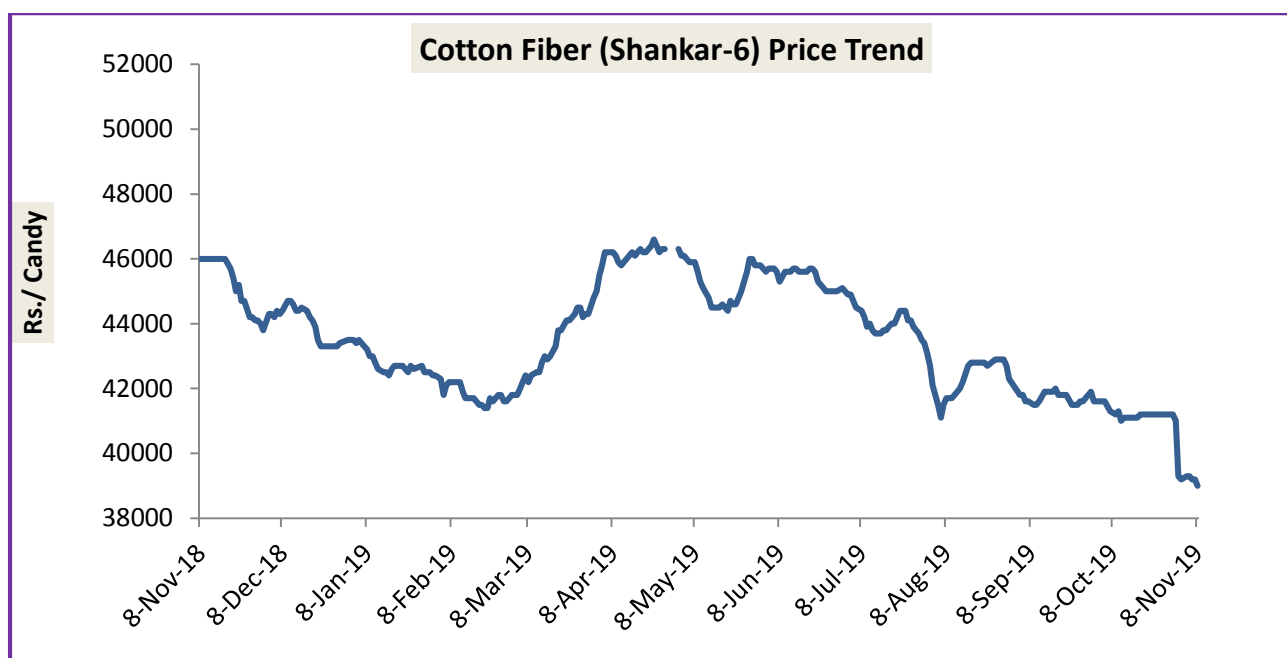
Lint price Outlook

Lint prices remained steady during this week compared to previous week because of lower demand from textile industry. Weekly average price of Lint at Sirsa lower to Rs. 3871 per maund of 37.32 kg each, as compared to the previous week price of Rs. 3882 per maund. The arrivals have increased in all the states in North India out of which arrivals in Bhatinda the major belt of Punjab arrived 51000 quintals this week followed by Abohar with 10880 quintals last week and around 49000 quintals in Bhiwani, Haryana.



Cotton Fiber price Outlook

Cotton fiber (Shankar-6) of premium quality noticed weaker compared to previous week due to the slow supply disturbed by the rains as well as due to the lower demand. Whereas the Indian cotton prices become competitive to the international prices. Average price was Rs. 39250 per candy (of 355.6 kg each) during the week, which was Rs. 41150 per candy previous week. We expect cotton fiber to remain steady to weak in range of Rs 38000-42000 per candy in the coming week candy due to lower arrivals and delayed arrivals with lower quality cotton of first picking.

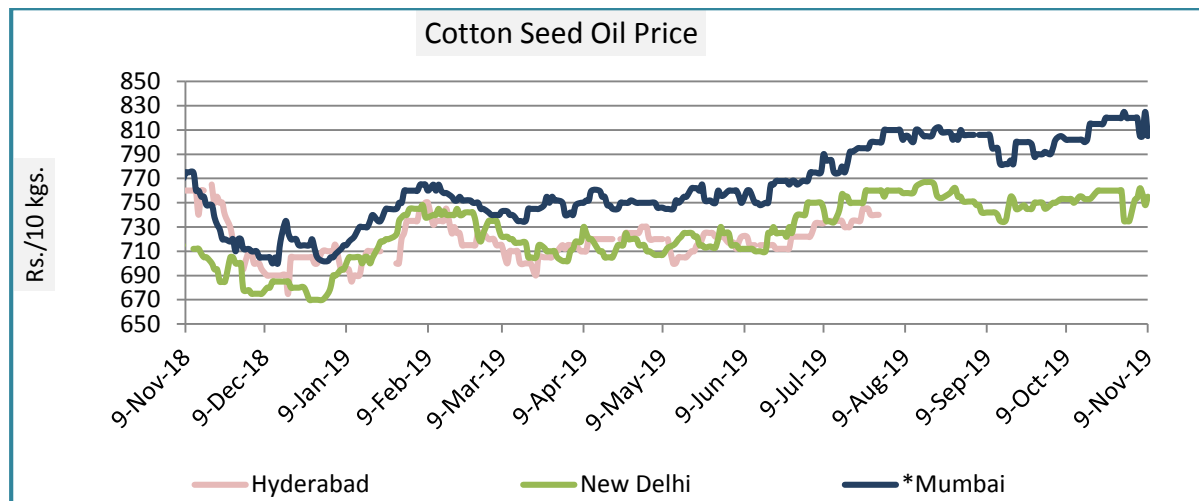


Cotton Seed Oil and Cotton Seed Oil Cake

Cotton Seed Oil weekly Price Scenario

Cotton seed oil price marginally showed mixed trend across all centres during the week. Weekly average price in New Delhi slightly decreased to Rs. 751.3 from Rs. 755 per 10 Kg last week.

	Weekly Average Price as on (Rs/10 kg.)		% Change
	07-Nov-19	31-Oct-19	
New Delhi	751.3	755	-0.49
Rajkot	790	781	1.15
Hyderabad	780	NA	-
Mumbai*	811	821	-1.22

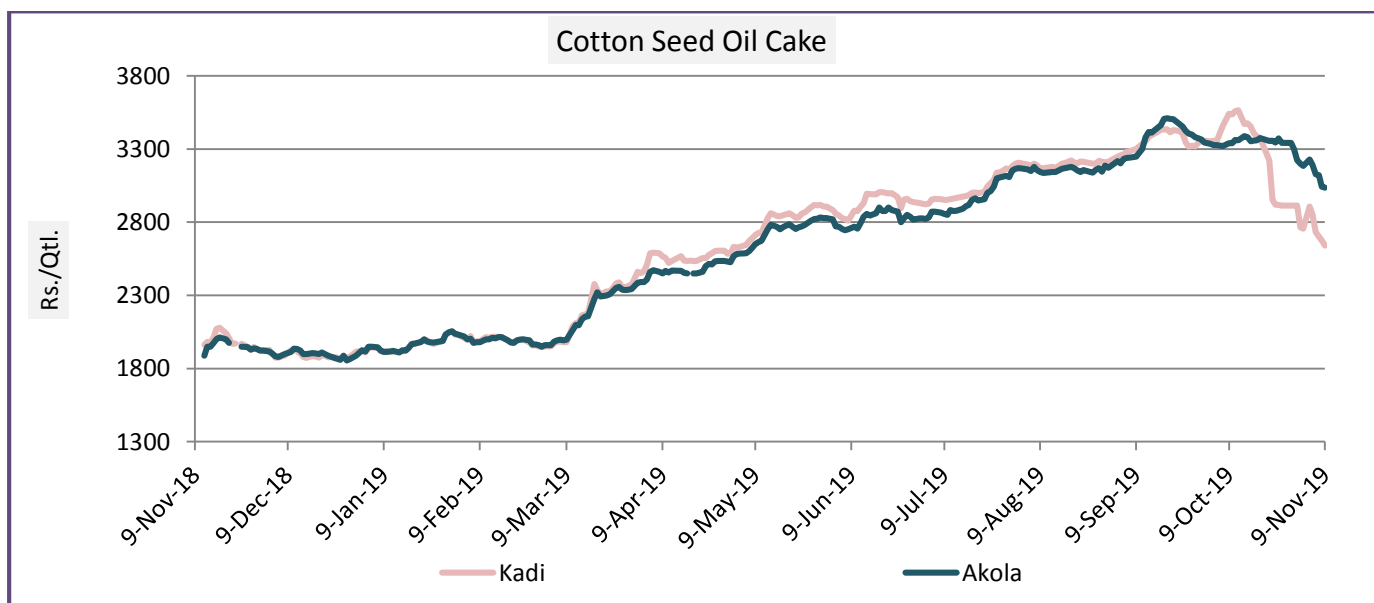


Cotton Seed Oil Cake weeklyPrice Scenario

Cotton seed oil cake price stood weaker from previous week as the kapas prices were weaker in the same week. Weekly average price in Akola was Rs. 3176 per quintal, higher compared to the weekly average price of Rs. 3317 per quintal in the previous week.

Centers	Weekly Average Price as on (Rs/quintal.)*		% Change
	07-Nov-19	31-Oct-19	
Kadi	2786	2915	-4.43
Akola	3176	3317	-4.25

*Source: NCDEX



International Market Scenario

International US cotton spot prices stood steady at 66.7 cents/lbs during the week. Also Cotlook A index weekly average stood slightly lower at 74.98 cents/pound this week, which was 75.74 at cents/pound during last week.

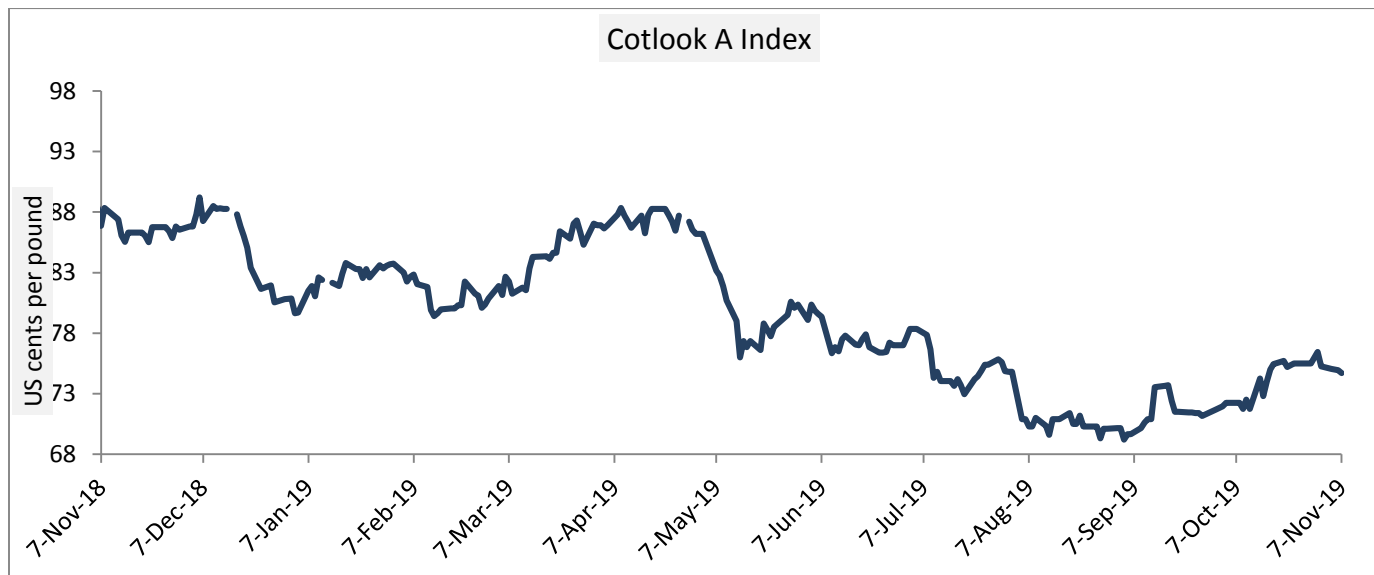
Major Market Highlights:

- **Cotton futures made gains of 16 to 31 points on Friday.** The Cotlook A Index for 11/7 was down by 25 points, to 74.70 cents/lb. The AWP is now 56.63 cents/lb, down.
- **The USDA's weekly crop progress report showed cotton harvest crest above 53% complete in the week ending 3rd November.** The 7 day forecast is moderate to heavy precipitation for North East Texas and most of Oklahoma in US. The South is forecasted to receive about an inch of accumulated precipitation. The average pace is 51%, and compared to last year we are 5 percentage points ahead of schedule. Texas was 42% complete, normally 38%, and GA has harvested 67% of their crop 11 percentage points ahead of average.
- **The USDA's weekly crop progress report showed cotton harvest crest above 53% complete in the week ending 3rd November.** The 7 day forecast is moderate to heavy precipitation for North East Texas and most of Oklahoma in US. The South is forecasted to receive about an inch of accumulated precipitation. The average pace is 51%, and compared to last year we are 5 percentage points ahead of schedule. Texas was 42% complete, normally 38%, and GA has harvested 67% of their crop 11 percentage points ahead of average.

Cotlook A Index

Cotlook A index noticed weak during the week. The Cotlook A Index was slightly down 75 cents/lb than previous week (75.74 cents/lb).

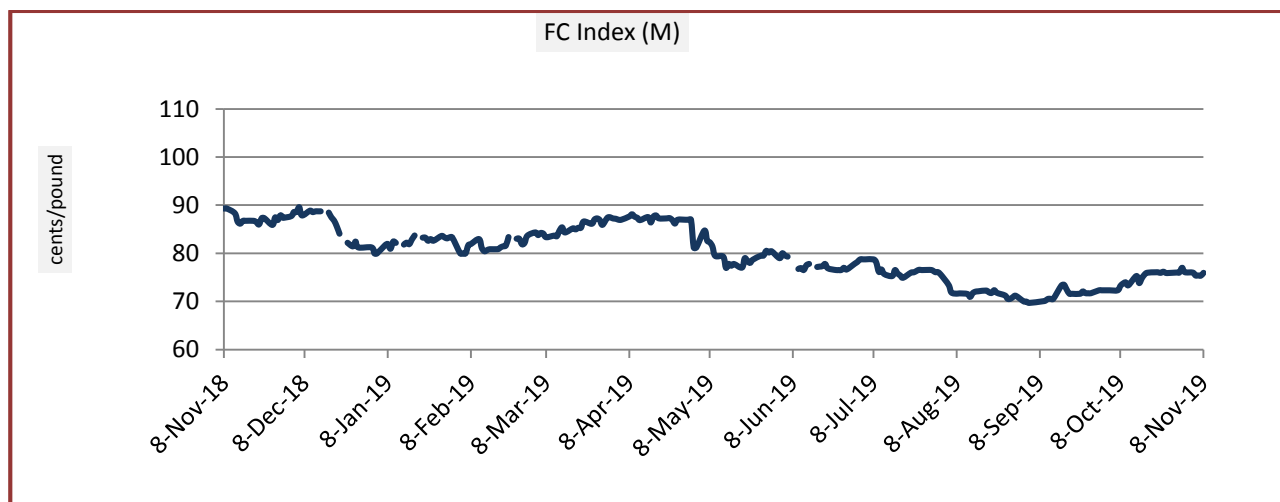
Cotlook A Index	Weekly Average Price change as on		% Change
	07-Nov-19	31-Oct-19	
Prices	75	75.74	-0.98
Prices in US cents per Pound			



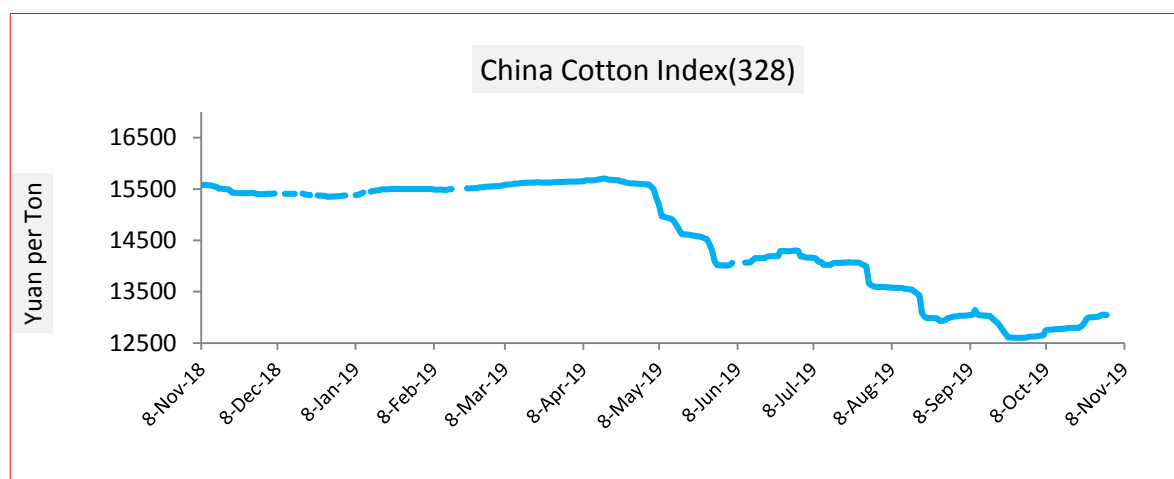
China Cotton Index and Foreign Cotton Index

Cotton Index	Weekly Average Price as on		% Change
	07-Nov-19	31-Oct-19	
FC (S)	79.97	80.88	-1.13
FC (M)	75.64	76.16	-0.68
FC (L)	74.62	75.4	-1.03

Prices in US cents per Pound



Cotton Index	Weekly Average Price as on		% Change
	07-Nov-19	31-Oct-19	
CCIndex(328)	13022	12852	1.32
CCIndex(527)	11979.4	11824	1.31
CCIndex(229)	13325.8	13187	1.05
Prices in Yuan per ton			

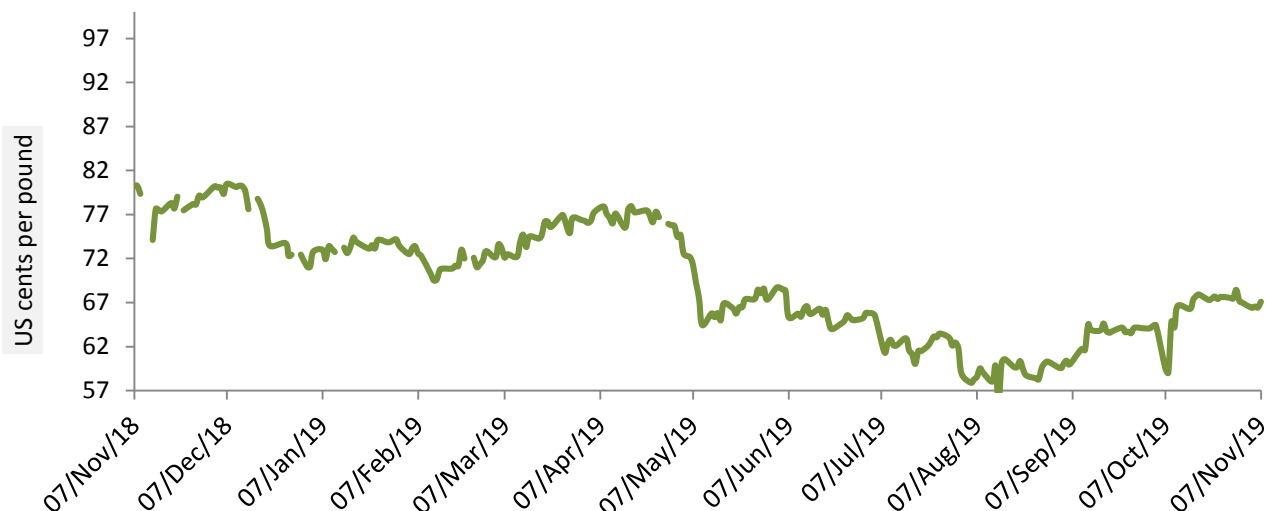


USA Spot Prices

USDA exports increased by 52 percent with sales of 164,500 RB of 2019-20 upland cotton. United States and China will reach a deal boosted buying interest in the natural fiber ahead of the US Department of Agriculture's (USDA) monthly crop supply and demand report. China and the United States have agreed to cancel, in phases, the tariffs imposed during their protracted trade war. The 2019 U.S. crop is now estimated at 21.7 million bales. The USDA in its earlier September forecast had estimated US 2019-20 cotton production at 21.86 million bales.

USA Spot Prices	Monthly Average Price as on		% Change
	07-Nov-19	31-Oct-19	
Prices	66.69	67.66	-1.43
Prices in US cents per Pound			

Daily Movement of USA Spot Price



Pakistan Spot Prices

According to the market sources, a few major mills indulged in panic buying of cotton to replenish their stock. The United State Department of Agriculture (USDA) data showing a net increase of 52 percent in exports, Pakistan is on the top of importing countries as it has imported some 9500 bales of cotton.

Total arrivals of Pakistan reached 77.06 lakh of cotton bales till November 3, 2019 lower compared to previous years' production of 81.34 lakh bales (-20.88%) on the corresponding period last year. Of total, 42.71 lakh bales arrived from the Punjab and 34.34 lakh bales from Sindh, according to the report released by the Pakistan Cotton Ginners Association (PCGA).

Karachi Spot Prices	WeeklyAverage Price as on		% Change
	07-Nov-19	31-Oct-19	
Prices	9550	9460	0.95
Prices in Rs per 37.32 Kg			

Commodity: Cotton
Contract: Nov

Exchange: MCX
Expiry: Nov 30, 2019

Cotton

COTTON 1911(MXCTNX912019/11/08 - Daily B:19130.00 A:19230.00
O 19360.00 H 19400.00 L 19140.00 C 19220.00 ↑ V 675 T 319,153 I 2,040 -190 -0.98%
EMA(9) 19351 (18) 19323



Technical Commentary:

- Cotton 29 mm MCX Jun contract faces resistance at 19600.
- Relative strength indicator (RSI) is in neutral region.
- Price increased & open interest decreased indicating short cover.

We will advise traders to buy today.

Strategy: Buy

Intraday Supports & Resistances			S2	S1	PCP	R1	R2
Cotton	MCX	Nov	18768	18908	19220	19500	19650
			Call	Entry	T1	T2	SL
Cotton	MCX	Nov	Buy	19130	19250	19350	19058

* Do not carry-forward the position next day.

Commodity: Cotton Seed oil Cake
Contract: Dec

Exchange: NCDEX
Expiry: Dec 19, 2019

Cotton



Technical Commentary:

- Overall Candlestick pattern depicts weaker movement.
- RSI is in neutral region.
- Prices closed below 9 and 18 days EMAs.
- Price decreased & open interest increased indicating short cover.

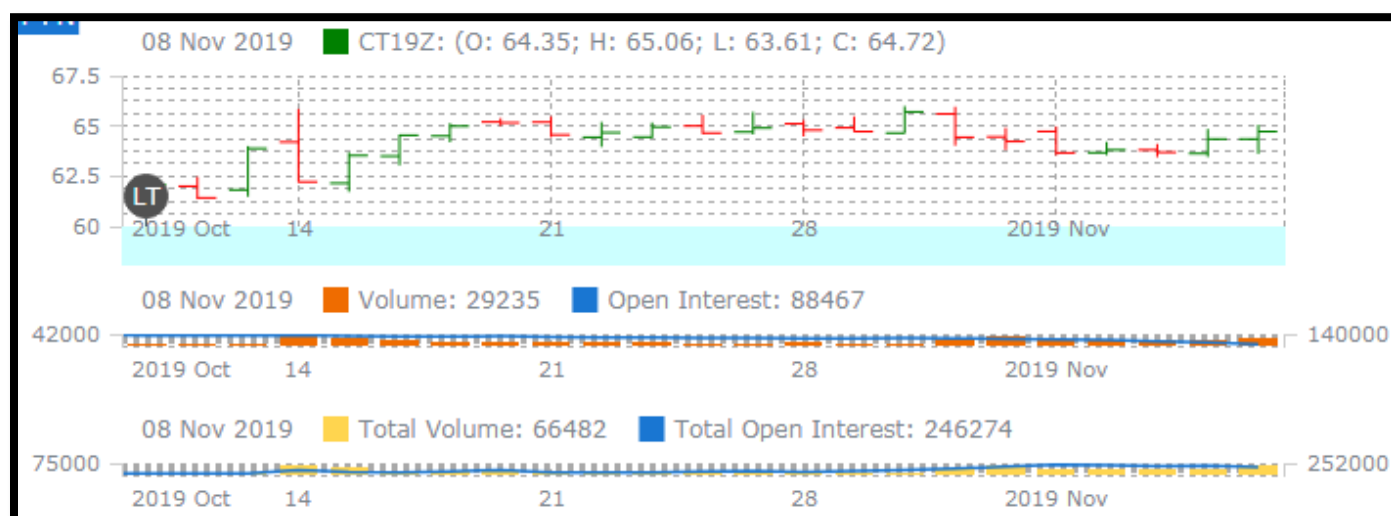
We will advise traders to buy today.

Strategy: Buy

Intraday Supports & Resistances			S2	S1	PCP	R1	R2
Cotton oil cake	NCDEX	Dec	2115	2145	2228	2318	2358
Intraday Trade Call			Call	Entry	T1	T2	SL
Cotton oil cake	NCDEX	Dec	Buy	2213	2243	2268	2195

* Do not carry-forward the position next day.

Technical Analysis of Cotton Future (Oct'19 Contract) at ICE



- Candlesticks denote steady to firm movement in the market.
- Total Volume increased while Open Interest decreased.
- We expect cotton prices to remain steady to firm in the coming week.

Expected Price Range During Coming month

Expected Trend	Expected Trading Band
Range bound to BearishMomentum	59-69

Expected Support and Resistance

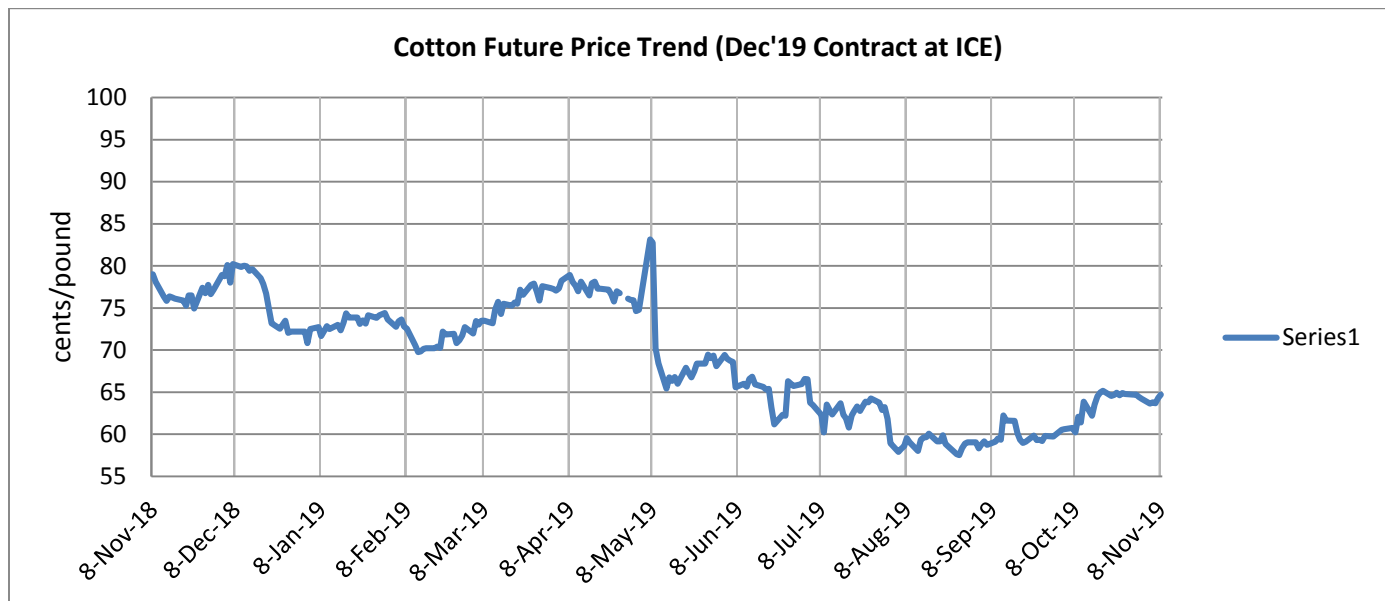
Support 1	Support 2	Resistance 1	Resistance 2
52	56	70	72

Figures in US cents/pound

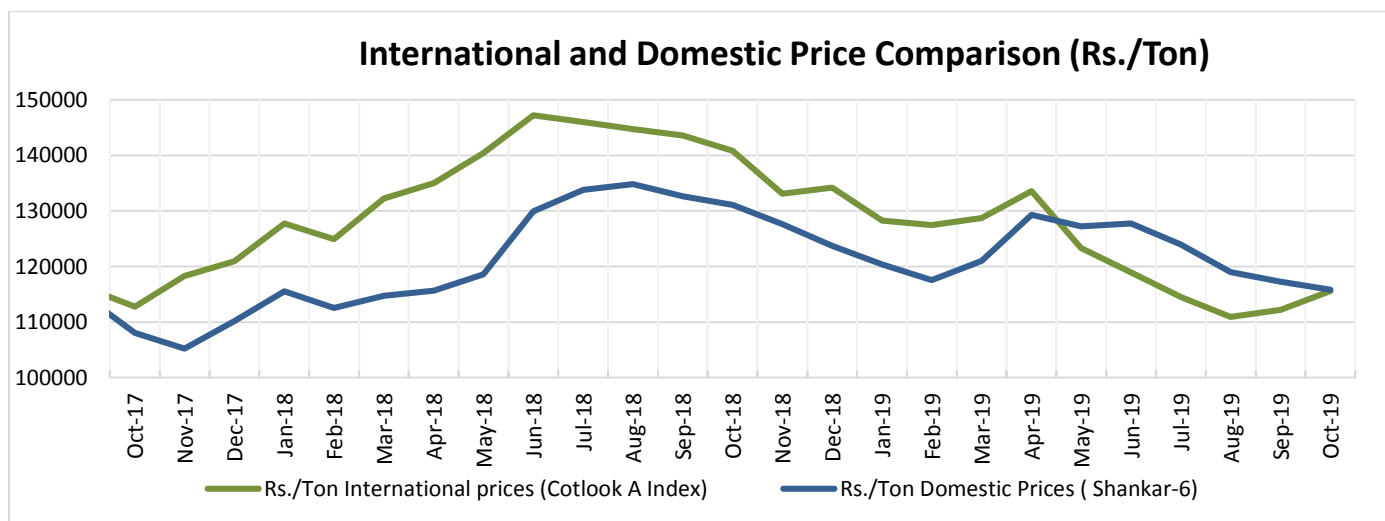
Cotton Future Prices at ICE

Cotton Prices in Future Contract on ICE						Prices in cents/Lb	
Contracts	8-Nov-19	10-Oct-19 (1 month ago)	10-Aug-19 (3 months ago)	12-May-19 (6 months ago)	8-Nov-18 (a year ago)	% Change over a month	% Change over previous year
1-Oct-19	64.72	61.42	58.90	66.40	79.01	5.37	-18.09
1-Dec-20	66.57	62.08	59.86	67.62	80.54	7.23	-17.35
1-Mar-20	67.77	62.73	61.05	68.35	81.84	8.03	-17.19
1-May-20	68.87	63.28	62.33	68.86	82.92	8.83	-16.94
1-Jul-20	69.22	63.48	62.83	66.65	79.82	9.04	-13.28

Future Price Trend (Active Contract):



International and Domestic Price Comparison



Cotton Prices at Key Spot Markets:

Commodity	Kapas		Weekly Average Prices (Rs./Quintal)		Change
State	Centre	Variety	1st Nov to 7nd Nov 2019	25th Oct to 31st Oct 2019	
Gujarat	Ahmedabad	Shankar-6	5385	Closed	-
	Gondal	Shankar-6	5545	5605	-60
	Rajkot	B.T. Cotton	5618	5560	58
	Patan	B.T. Cotton	5611	Closed	-
	Kadi	B.T. Cotton	5550	Closed	-
	Deesa	B.T. Cotton	0	0	Unch
	Dhrol	B.T. Cotton	5236	0	5236
Haryana	Bhiwani	B.T. Cotton	5413	5385	28
	Bhiwani	Desi	6100	6200	-100
	Adampur	B.T. Cotton	5258	5188	70
	Fatehabad	B.T. Cotton	5221	5220	1
	Jind	B.T. Cotton	5567	5524	43
	Uchana	B.T. Cotton	5366	5274	92
	Dabwali	B.T. Cotton	5205	5147	58
Rajasthan	Hanumangarh	B.T. Cotton	5257	5170	87
	Rawatsar	B.T. Cotton	5148	5075	73
Madhya Pradesh	Khandwa	Mech-1	5545	Closed	-
	Khargaon	Mech-1	5302	5505	-203
Maharashtra	Amravati	Mech-1	0	0	Unch
	Jamner	Medium Staple	0	0	Unch
Uttar Pradesh	Hathras	B.T. Cotton	5800	5833	-33
	Hathras	Desi	5080	5033	47
Telangana	Adilabad	Un-Ginned	833	0	833
Karnataka	Bijapur	Bunny	5547	5356	191
	Hubli	D.C.H.	5303	5550	-247
	Hubli	B.T. Cotton	6303	6500	-197
	Raichur	H-44 Cotton	0	0	Unch
Commodity	Lint		Prices (Rs./Maund of 37.32kg each)		Change
State	Centre	Variety	1st Nov to 7nd Nov 2019	25th Oct to 31st Oct 2019	
Punjab	Bhatinda	J-34	3881	3898	-17

	Abohar	J-34	3897	3910	-13
	Mansa	J-34	3880	3886	-6
Haryana	Sirsa	J-34	3872	3882	-10
Rajasthan	Sri-Ganganagar	J-34	3629	3638	-9

Cotton Arrivals in Key Centers:

Commodity	Kapas		Weekly Sum Arrivals (Quintal)		Change
State	Centre	Variety	1st Nov to 7nd Nov 2019	25th Oct to 31st Oct 2019	
Gujarat	Ahmedabad	Shankar-6	192100	Closed	-
	Gondal	Shankar-6	13163	670	12493
	Rajkot	B.T. Cotton	6800	3000	3800
	Patan	B.T. Cotton	58397	Closed	-
	Kadi	B.T. Cotton	67500	closed	-
	Deesa	B.T. Cotton	0	0	Unch
	Dhrol	B.T. Cotton	914	Closed	-
Haryana	Bhiwani	B.T. Cotton	49000	51000	-2000
	Bhiwani	Desi	240	200	40
	Adampur	B.T. Cotton	10370	9010	1360
	Fatehabad	B.T. Cotton	4225	4200	25
	Jind	B.T. Cotton	9554	7514	2040
	Uchana	B.T. Cotton	18364	17090	1274
	Dabwali	B.T. Cotton	11500	4850	6650
Rajasthan	Hanumangarh	B.T. Cotton	24200	6000	18200
	Rawatsar	B.T. Cotton	37000	14000	23000
Madhya Pradesh	Khandwa	Mech-1	1250	0	1250
	Khargaon	Mech-1	24560	2130	22430
Maharashtra	Amravati	Mech-1	0	0	Unch
	Jamner	Medium Staple	0	0	Unch
Uttar Pradesh	Hathras	B.T. Cotton	620	260	360
	Hathras	Desi	210	95	115
Telangana	Adilabad	Un-Ginned	15220	0	15220
Karnataka	Bijapur	Bunny	16230	3963	12267
	Hubli	D.C.H.	6	0	6
	Hubli	B.T. Cotton	0	0	Unch
	Raichur	H-44 Cotton	0	0	Unch

Commodity	Lint		Weekly Sum Arrivals (Quintal)		Change
State	Centre	Variety	1st Nov to 7nd Nov 2019	25th Oct to 31st Oct 2019	
Punjab	Bhatinda	J-34	51000	34850	16150
	Abohar	J-34	10880	5950	4930
	Mansa	J-34	3570	1870	1700
Haryana	Sirsa	J-34	9350	5440	3910
Rajasthan	Sri-Ganganagar	J-34	29000	5000	24000

Cotton Association of India Spot Rates:

Trade Name	Staple	Micronaire	Streng th/ GPT	Weekly Average Prices		+/- Change
				1st Nov to 7nd Nov 2019	25th Oct to 31st Oct 2019	
Bengal Deshi (RG)/Assam Comilla (101)	Below 22mm	5.0 - 7.0	15	38400	38400	Unch
Bengal Deshi (SG)(201)	Below 22mm	5.0 - 7.0	15	38800	38800	Unch
J-34(202)	26mm	3.5 - 4.9	23	36933	36825	108
H-4/ MECH-1(105)	28mm	3.5 - 4.9	27	40233	40825	-592
Shankar-6(105)	29mm	3.5 - 4.9	28	39250	41150	-1900
Bunny/ Brahma(105)	31mm	3.5 - 4.9	30	41033	42975	-1942
MCU-5/ Surabhi(106)	32mm	3.3 - 4.9	31	40900	44225	-3325
DCH-32(107)	34mm	3.0 - 3.8	33	41733	52750	-11017

Week on Week Price: Scenario of Cotton:

Commodity	Kapas		Today	Week Ago	Month Ago	Year Ago
State	Centre	Variety	7-Nov-19	31-Oct-19	7-Nov-19	7-Nov-18
Gujarat	Ahmedabad	Shankar-6	NR	Closed	NR	#N/A
	Gondal	Shankar-6	NA	Closed	NA	5500
	Rajkot	B.T. Cotton	NA	Closed	NA	5530
	Patan	B.T. Cotton	NA	Closed	NA	5515
	Kadi	B.T. Cotton	5500	NA	5500	5550
	Deesa	B.T. Cotton	0	0	0	NA
	Dhrol	B.T. Cotton	NA	0	NA	NR
Haryana	Bhiwani	B.T. Cotton	5350	5380	5350	5600
	Bhiwani	Desi	6000	6200	6000	NA

	Adampur	B.T. Cotton	5225	5260	5225	5350
	Fatehabad	B.T. Cotton	5240	5300	5240	5350
	Jind	B.T. Cotton	5550	5500	5550	5700
	Uchana	B.T. Cotton	5300	5290	5300	5385
	Dabwali	B.T. Cotton	5185	5235	5185	NR
Rajasthan	Hanumangarh	B.T. Cotton	5250	5225	5250	Closed
	Rawatsar	B.T. Cotton	5125	5150	5125	Closed
Madhya Pradesh	Khandwa	Mech-1	5780	Closed	5780	5491
	Khargaon	Mech-1	5600	5510	5600	5427
Maharashtra	Amravati	Mech-1	0	0	0	5300
	Jamner	Medium Staple	0	0	0	NA
Uttar Pradesh	Hathras	B.T. Cotton	5700	5800	5700	NA
	Hathras	Desi	5200	5000	5200	NA
Telangana	Adilabad	Un-Ginned	5000	0	5000	5400
Karnataka	Bijapur	Bunny	5459	5370	5459	5929
	Hubli	D.C.H.	5850	5500	5850	NA
	Hubli	B.T. Cotton	6750	6500	6750	NA
	Raichur	H-44 Cotton	0	0	0	5470
Commodity	Lint		Today	Week Ago	Month Ago	Year Ago
State	Centre	Variety	7-Nov-19	31-Oct-19	7-Nov-19	7-Nov-18
Punjab	Bhatinda	J-34	3845	3930	3845	#N/A
	Abohar	J-34	3860	3940	3860	#N/A
	Mansa	J-34	3840	3920	3840	#N/A
Haryana	Sirsa	J-34	#N/A	#N/A	#N/A	#N/A
Rajasthan	Sri-Ganganagar	J-34	3596	3638	3596	#N/A

Cotton Arrivals in Key Centers:

Commodity	Kapas		Arrivals (Quintal)	Arrivals (Quintal)	Arrivals (Quintal)	Arrivals (Quintal)
State	Centre	Variety	7-Nov-19	31-Oct-19	7-Nov-19	7-Nov-18
Gujarat	Ahmedabad	Shankar-6	NR	Closed	NR	#N/A
	Gondal	Shankar-6	NA	Closed	NA	#N/A
	Rajkot	B.T. Cotton	NA	Closed	NA	#N/A
	Patan	B.T. Cotton	NA	Closed	NA	3450
	Kadi	B.T. Cotton	20000	NA	20000	#N/A
	Deesa	B.T. Cotton	0	0	0	#N/A

	Dhrol	B.T. Cotton	NA	0	NA	#N/A
Haryana	Bhiwani	B.T. Cotton	8000	8000	8000	1200
	Bhiwani	Desi	50	100	50	#N/A
	Adampur	B.T. Cotton	1700	2210	1700	#N/A
	Fatehabad	B.T. Cotton	400	800	400	#N/A
	Jind	B.T. Cotton	1530	1445	1530	#N/A
	Uchana	B.T. Cotton	3770	3370	3770	#N/A
	Dabwali	B.T. Cotton	1200	1600	1200	#N/A
Rajasthan	Hanumangarh	B.T. Cotton	1200	2500	1200	#N/A
	Rawatsar	B.T. Cotton	6000	6000	6000	#N/A
Madhya Pradesh	Khandwa	Mech-1	600	Closed	600	#N/A
	Khargaon	Mech-1	6470	1630	6470	#N/A
Maharashtra	Amravati	Mech-1	0	0	0	#N/A
	Jamner	Medium Staple	0	0	0	#N/A
Uttar Pradesh	Hathras	B.T. Cotton	60	100	60	#N/A
	Hathras	Desi	15	25	15	#N/A
Telangana	Adilabad	Un-Ginned	15220	0	15220	#N/A
Karnataka	Bijapur	Bunny	4320	1508	4320	#N/A
	Hubli	D.C.H.	NA	NA	NA	#N/A
	Hubli	B.T. Cotton	NA	NA	NA	#N/A
	Raichur	H-44 Cotton	0	0	0	#N/A
Commodity	Lint		Arrivals (Quintal)	Arrivals (Quintal)	Arrivals (Quintal)	Arrivals (Quintal)
State	Centre	Variety	7-Nov-19	31-Oct-19	7-Nov-19	7-Nov-18
Punjab	Bhatinda	J-34	6800	6800	6800	#N/A
	Abohar	J-34	1190	1360	1190	#N/A
	Mansa	J-34	170	340	170	#N/A
	Sirsa	J-34	510	1360	510	#N/A
	Sri-Ganganagar	J-34	6000	5000	6000	#N/A

Disclaimer

The information and opinions contained in the document have been compiled from sources believed to be reliable. The company does not warrant its accuracy, completeness and correctness. Use of data and information contained in this report is at your own risk. This document is not, and should not be construed as, an offer to sell or solicitation to buy any commodities. This document may not be reproduced, distributed or published, in whole or in part, by any recipient hereof for any purpose without prior permission from the Company. IASL and its affiliates and/or their officers, directors and employees may have positions in any commodities mentioned in this document (or in any related investment) and



may from time to time add to or dispose of any such commodities (or investment). Please see the detailed disclaimer at <http://www.agriwatch.com/Disclaimer.asp>
© 2019 Indian Agribusiness Systems Ltd.