

COTTON WEEKLY RESEARCH REPORT
25th Nov 2019**Domestic market summary**

Domestic market Scenario: The cotton market across India showed steady to weaker trend because weaker demand from the textile mills also CCI has not been active in all the centres due to the high moisture content in cotton. Cotton Corporation of India (CCI) has purchased 1.2 million bales or about one per cent of total cotton arrivals in the ongoing season that started in October. Average price of Lint at Sirsa during the week was Rs.3860 per maund (of 37.32 Kg each), lower from the previous week price of Rs. 3846 due to the weaker demand from cotton mills. Average price for Shankar-6 (29mm) was Rs.39133 per candy (of 355.6 kg each) during the week stood low , which was Rs. 39066 per candy previous week.

Weekly Price Outlook : In the coming week we expect Kapas price to remain steady to steady to weak with the price band of Rs. 5000-5300 per quintal in the Rajkot market. Lint price at Sirsa is likely to be in range of Rs. 3800-4000 per maund.

Major Market Highlights:

- Cotton prices are gaining support slightly in domestic market after CCI started procurement but still not all the centers are opened. Whereas International market remained weaker due to lack of any progress on US-China trade front.
- Indian cotton prices (69 cents/lbs) are much lower than Cotlook index (75 cents/lbs), thus Indian cotton has got the opportunity to book export contracts.
- Gujarat 29 mm Cotton sold between 38,000 to 40,000 Rs./Candy.
- All India Daily Arrivals remained steady in between 38,000 to 50,000 bales.
- Indian Rupee remained stronger between 71.71 and 71.84 during this week.

Market Highlights:

- **According to the trade sources, Total arrivals stood around 29.28 lakh bales so far till 21st Nov'19.** And a total of 8.48 lakh bales have arrived in this week ending on 21st Nov'19 higher against 6.15 lakh bales last week. Of this, 4.49 lakh bales were from Central India, followed by 2.13 lakh bales from South India in this week. The arrivals from North India (in Haryana, Punjab & Rajasthan) have started so the arrivals increased to around 1.85 lakh bales this week.
- **Cotton prices gets support in Adilabad district as the farmers are bringing dried cotton to the procurements centers as recommended by CCI.** Their produce attracting the minimum support price (MSP) of Rs 5,500 per quintal. The trend of bringing dried up produce to the yards is catching up rapidly. Also CCI is preparing the

procurement centers in Guntur to start soon as without CCI procurement in the area, the private traders are buying cotton at around Rs.4000/q.

- **Gujarat cotton Shankar 6 variety prices has decline to Rs.38000 to 39000/ candy since last week on quality concerns** after the heavy rains. Whereas before October month the prices remained firm around Rs.40000 to 43000/ candy. Most of the cotton growing centres, not just in Gujarat but across India, received rains in October, which adversely affected the quality of cotton. Similarly, the raw cotton (kapas) prices in Adilabad is prevailing around Rs.5000/q as per the moisture content.
- **The cotton arrivals in Punjab, Haryana and Rajasthan is flourishing at good pace with required moisture (8-10%) content in it.** The prices are hovering around Rs.5550-5700/q in North India but the prices are lower around Rs.5100-5300/q areas where CCI is not purchasing because of lower demand in cotton mills that are struggling with financial conditions. According to CCI, total 28.9 lakh bales have been arrived so far from all over India since 1st of Oct'19.
- **CCI has planned to buy cotton in Jalgaon, Dhule and Nashik districts in Maharashtra.** The procurement was started in Shirpur but because of high humidity, cotton purchase was stopped at the center. But as of now CCI has commenced procurement in Gangapur, Beed, Shirpur and Shevgaon in Maharashtra. Around 2.70 lakh bales have been arrived in Maharashtra so far till 21st of November'19.

Cotton Balance Sheet (India):

Cotton Balance Sheet										
In Lakh Bales(170 KGS)	2014-15	2015-16	2016-17	2017-18	2018-19*	2019-20*	Oct-Dec	Jan-Mar	Apr-June	July-Sept
Supply										
Opening stock	33	66.23	36.67	48.04	24.04	13.12	13.12	58.76	63.02	33.26
Cotton production	386	332	345	365	321.05	351.61	160.46	147.42	30.09	13.64
Imports	14.39	22.79	30.94	15	26	20	2.03	3.31	6.45	8.21
Total supply	433.39	421.02	412.61	428.04	371.09	384.73	175.61	209.49	99.56	55.11
Demand										
Mill consumption	278.06	270.2	262.66	288	265	260	92.51	107.12	43.82	16.56
Consumption by SSI	26.38	27.08	26.2	27	27	26.46	5.77	10.10	7.70	2.89
Non Mill consumption	5	18	17.5	19	19.5	19.5	4.11	5.13	5.13	5.13
Exports	57.72	69.07	58.21	70	46.47	52	14.47	24.12	9.65	3.76
Total Demand	367.16	384.35	364.57	404	357.97	357.96	116.86	146.47	66.30	28.34
Ending Stock	66.23	36.67	48.04	24.04	13.12	26.77	58.76	63.02	33.26	26.77

All figures in Lakh Bales (of 170 Kgs. Each) Source: CAI&Agriwatch *: estimated

As per the latest estimates by Agriwatch, cotton output in country during the season 2018-19 would be around 321.05 lakh bales (of 170 kg each) whereas 351.61 lakh bales is expected in 2019-20.

Following lower production, imports will rise marginally to 26 lakh bales and around 20 lakh bales is expected to import in the new season.

Due to lower opening stock but estimation of higher production of cotton would increase the availability the new season at 384.48 lakh bales.

Total domestic consumption (Including mill, small mill and non-mill consumption) in 2019-20 would be around 305.69 lakh bales compared to 311.5 lakh bales during the previous season due to lower demand from textile industries.

Cotton exports are expected to remain higher as that of previous year. It is expected that country would export around 52 lakh bales of cotton in the season 2019-20 due to slightly higher crop compared to 2018-19.

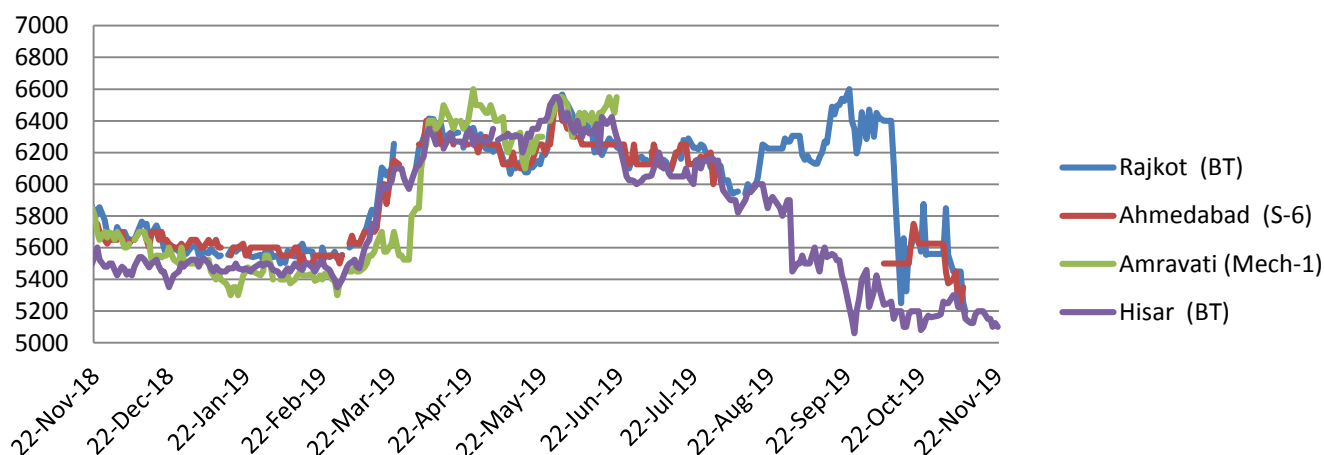
Ending stocks are expected to be around 26.77 lakh bales, it is higher compared to the ending stocks of previous season.

Domestic Cotton Prices Scenario

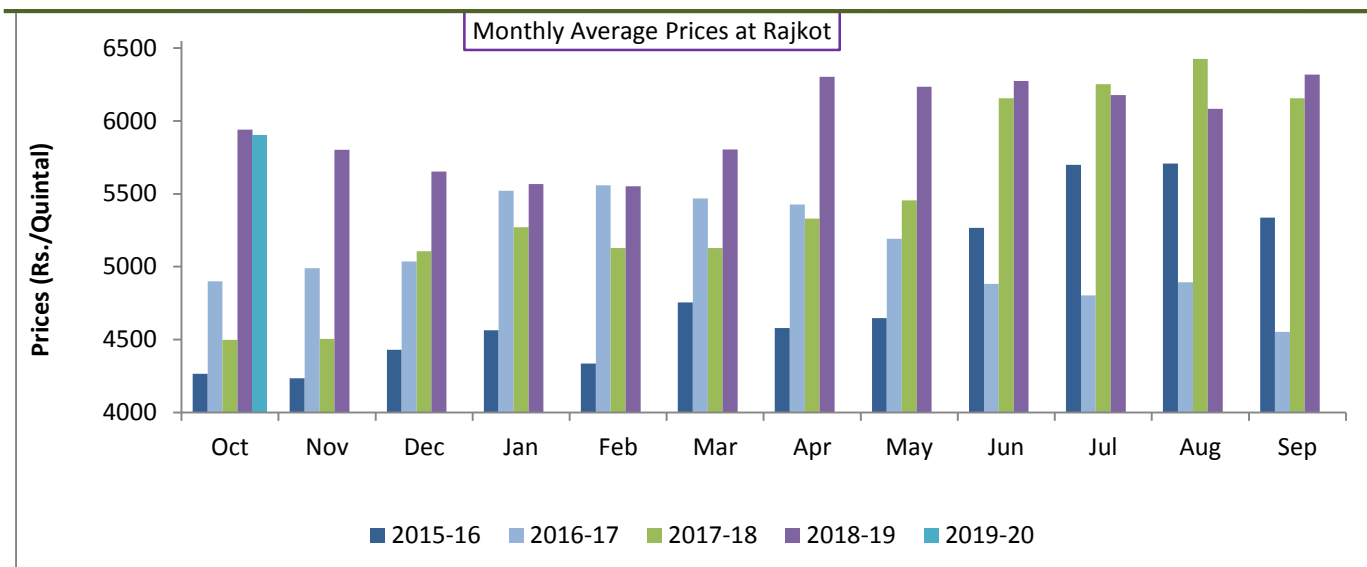
Kapas (Raw Cotton) Weekly Price Scenario

Weekly Price Review: Weekly kapas average price at Rajkot stood steady to Rs 5019/quintal this week as the recent rains have increased the moisture content in cotton compared to the prices in the previous week which stood at Rs. 5115/q. Kapas prices would remain steady to low in Gujarat in the coming week if the CCI does not cover all the districts. The expected range for Kapas at Rajkot would be between Rs. 5000-5300 per quintal for the coming week whereas the prices in Bhiwani with new arrivals are hovering around Rs.5300/q stood steady compared to last week due to lower demand.

Variety wise Kapas Price trend (Rs/Qtl)



Kapas Monthly M-o-M Price Scenario

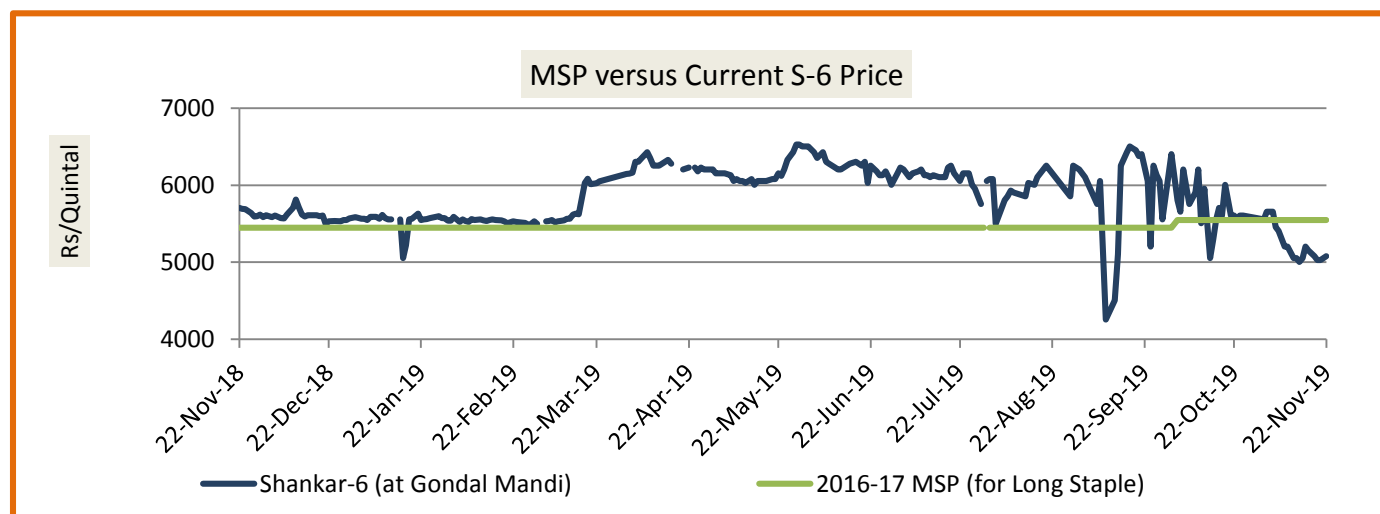


Kapas(seed cotton) prices in country noticed firm during the Oct when compared to the previous month, but the same is ruling lower compared to the prices during the corresponding month of the previous season.

Monthly average price of Kapas at Rajkot remained Rs. 5905 per quintal during June, which was Rs 6319.2 /quintal during previous month and Rs.5940 per quintal during the corresponding month last year. We expect Kapas prices to remain steady to firm further in the coming month due to the new arrivals which is expected to be of good quality

Spot Price versus MSP

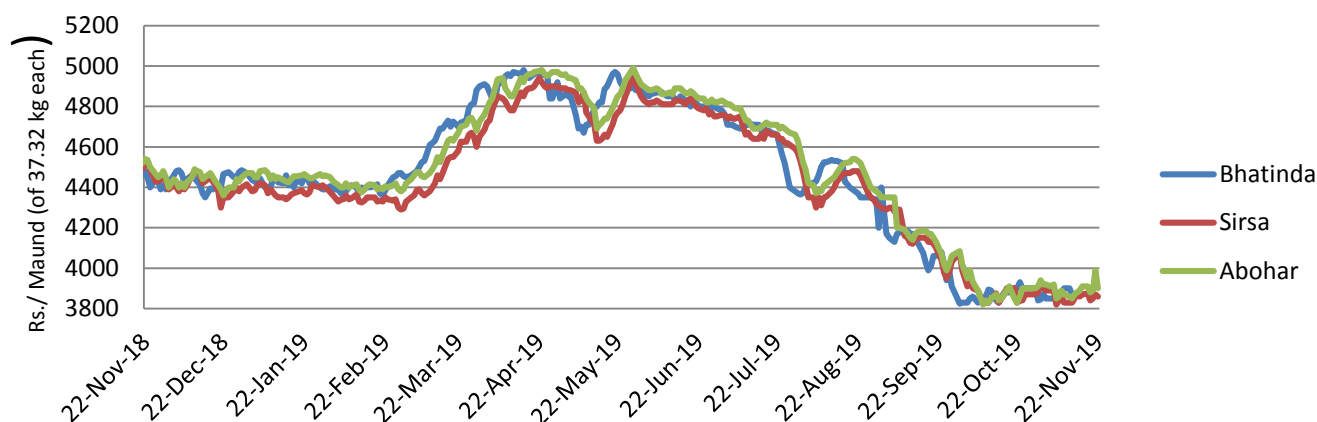
The Kapas average price at Gondal market this week ended at steady note at Rs. 5092/q compared to the weekly average of Rs.5096/q last week. Average prices moved down by around Rs.457/q this week from MSP (Rs.5550/q). The average gap between the prices likely to take correction by 1st week of December'19.



Lint price Outlook

Lint prices remained steady during this week compared to previous week because of lower demand from textile industry. Weekly average price of Lint at Sirsa lower to Rs. 3860 per maund of 37.32 kg each, as compared to the previous week price of Rs. 3861 per maund. The arrivals have increased in all the states in North India out of which arrivals in Bhatinda the major belt of Punjab arrived 47600 quintals this week followed by Abohar with 8840 quintals last week and around 28500 quintals in Bhiwani, Haryana.

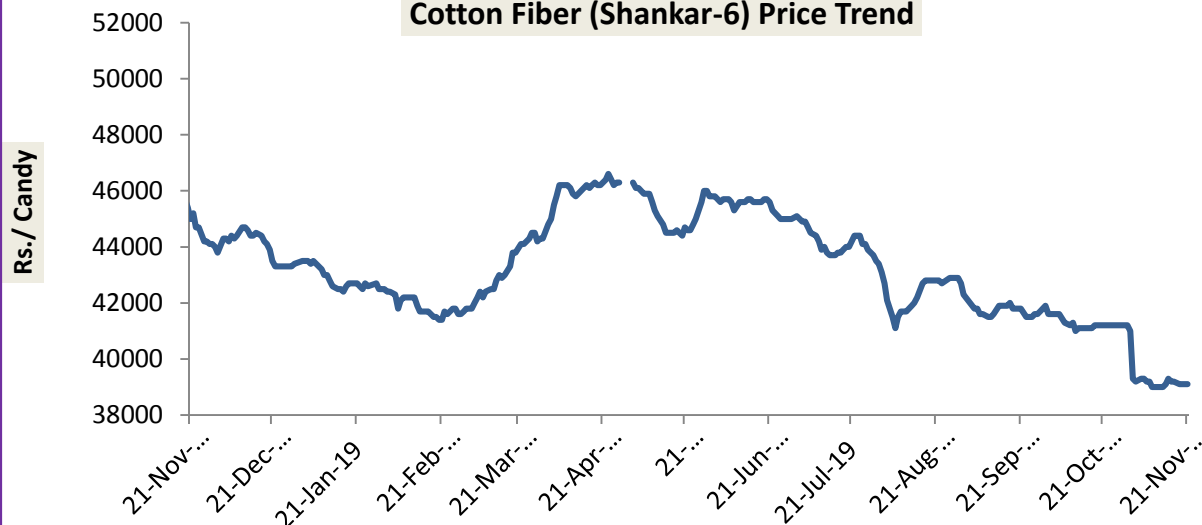
Lint Price Trend at Key Centers



Cotton Fiber price Outlook

Cotton fiber (Shankar-6) of premium quality noticed weaker compared to previous week due to the slow supply disturbed by the rains as well as due to the lower demand. Whereas the Indian cotton prices become competitive to the international prices. Average price was Rs. 39066 per candy (of 355.6 kg each) during the week, which was Rs. 39250 per candy previous week. We expect cotton fiber to remain weaker in range of Rs 38000-41000 per candy in the coming week candy due to lower demand of lower quality cotton which is not upto the standards for exports.

Cotton Fiber (Shankar-6) Price Trend

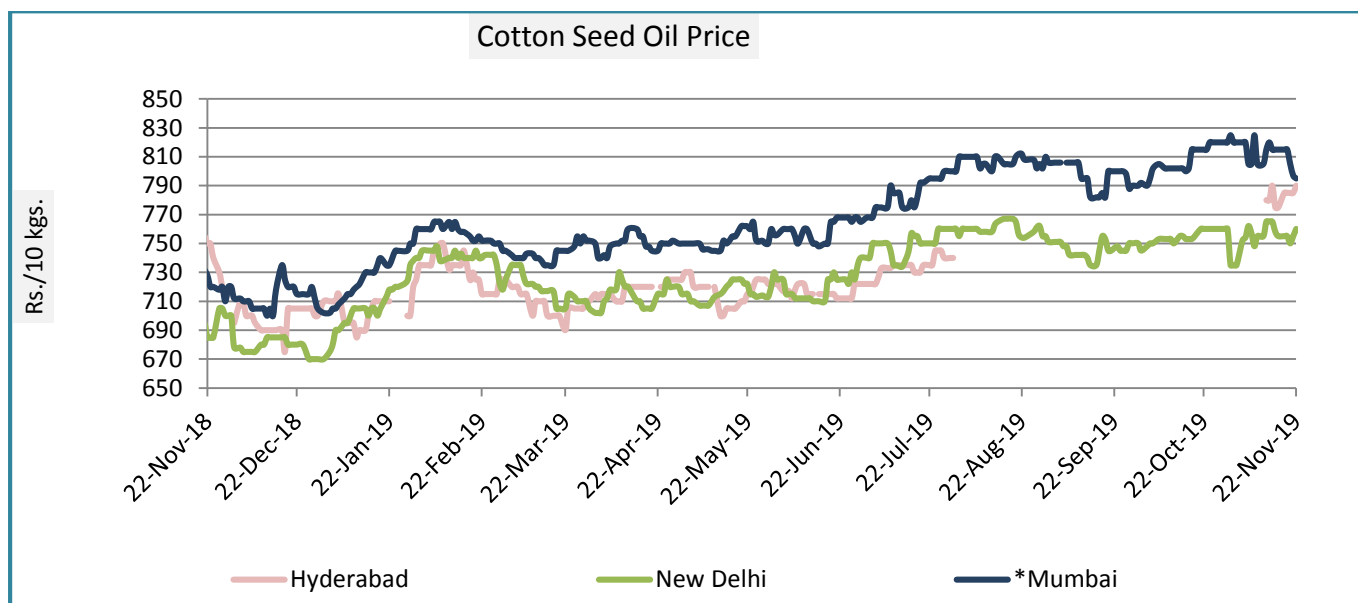


Cotton Seed Oil and Cotton Seed Oil Cake

Cotton Seed Oil weekly Price Scenario

Cotton seed oil price marginally showed negative trend across all centres during the week. Weekly average price in New Delhi slightly decreased to Rs. 755 from Rs. 760.5 per 10 Kg last week.

	Weekly Average Price as on (Rs/10 kg.)		% Change
	21-Nov-19	14-Nov-19	
New Delhi	755	760.5	-0.72
Rajkot	780	801.6	-2.69
Hyderabad	779	785	-0.76
Mumbai*	798	815.8	-2.18

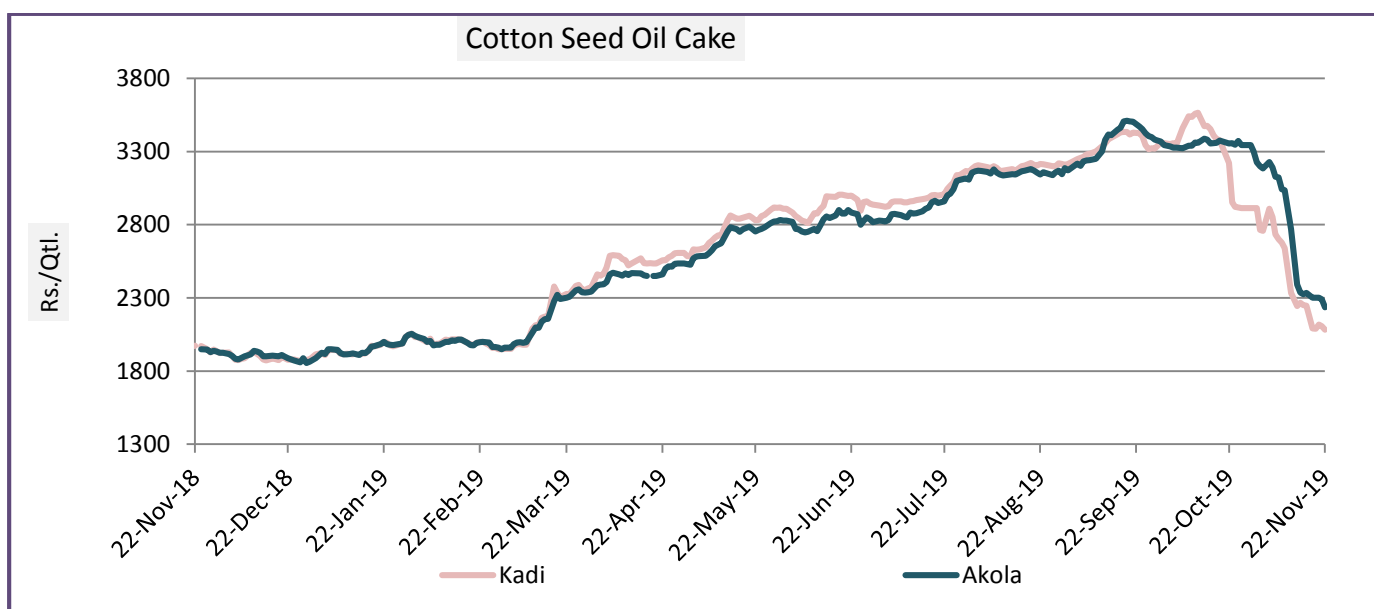


Cotton Seed Oil Cake weekly Price Scenario

Cotton seed oil cake price declined significantly from previous week as the kapas prices were weaker in the same week due to high moisture. As the cotton prices are under pressure because of higher moisture content with the expectation of higher crop this year. Weekly average price in Akola was Rs. 2308 per quintal, higher compared to the weekly average price of Rs. 2714 per quintal in the previous week.

Centers	Weekly Average Price as on (Rs/quintal.)*		% Change
	21-Nov-19	14-Nov-19	
Kadi	2150	2432	-11.60
Akola	2308	2714	-14.96

*Source: NCDEX



International Market Scenario

International US cotton spot prices stood lower at 65.51 cents/lbs during the week. Also Cotlook A index weekly average stood slightly lower at 74.95 cents/pound this week, which was 75.33 at cents/pound during last week.

Major Market Highlights:

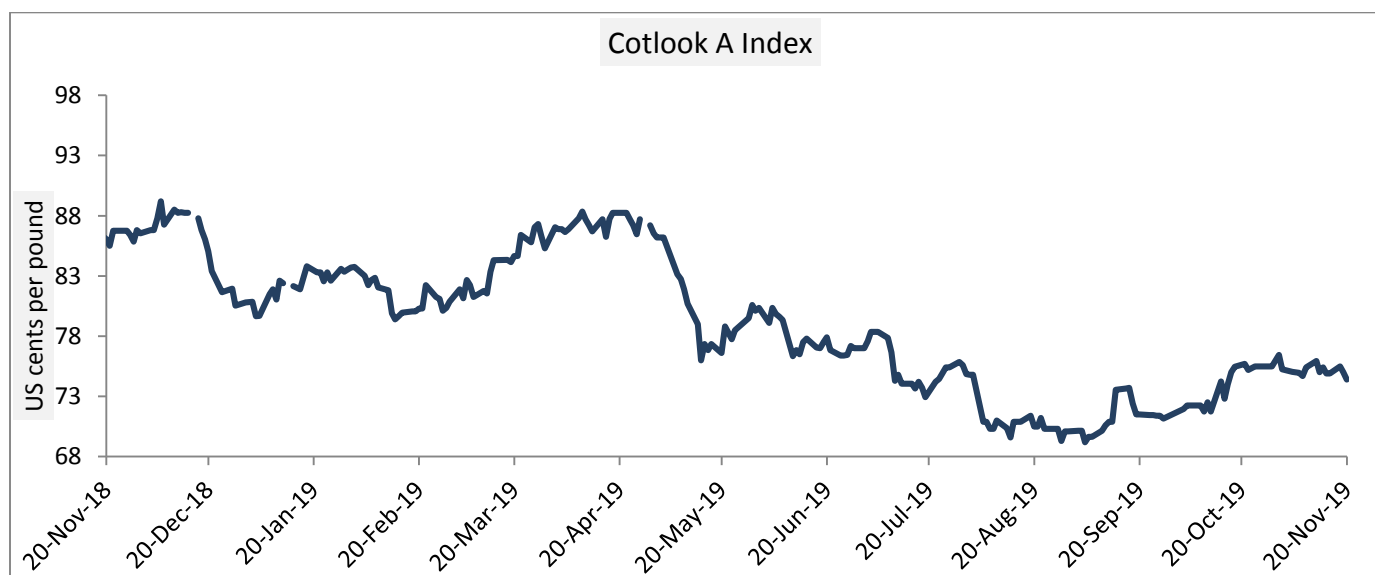
- Cotton futures rebounded triple digits on Friday, with gains of 67 to 84 points, Dec 19 Cotton closed at 63.42, up 158 points.** The Cotlook A Index was down again for the third straight day, this time a full cent bringing the index to 73.40 cents/lb. The weekly update to the AWP for cotton was reduced 70 points to 56.36 cents per lb.
- The US Export Sales report from USDA showed 227,600 RB of 2019-20 upland cotton sold in the week ending 14th Nov'19 were down by 34% compared to previous week.** With major buyers including Vietnam (95,600RB), Pakistan (40,100 RB), Bangladesh (31,200RB), Turkey (28,200 RB), followed by Japan (14,300 RB) and reductions were from China (24,200RB). For 2019-20, net upland shipments exports of 1,37,900 RB were up 9% from previous week and were primarily to Pakistan (28,800RB), Vietnam (27,300RB) and China (22,000RB).

- The USDA's weekly crop progress report showed cotton harvest crest above 68% complete in the week ending 17th November against 58% in same period last year.** The 7 day forecast from the national weather service is indicating another wet week, the map indicates that most of the cotton region will get precipitation. The average pace of harvesting is 66%, with Texas was 56% complete, Georgia has harvested 79% of their crop 6 percentage points ahead of average.
- Data released by Pakistan Cotton Ginners' Association (PCGA), Pakistan cotton production up to November 15 at 6.85 million bales, down by around 21% over 8.67 million bales in same period last year.** Affected by climate change, the cotton production continues to give a gloomy picture as effects of high temperature, heavy rains and gusty winds reduced crop by around 1.814 million bales. A steep fall in cotton production in Punjab was the major factor which reduced overall output in the country. Punjab produced 3.69 mln bales as against 4.98 mln in corresponding period last year, showing a decline of around 26%. Sindh also suffered immensely, crop was lower by 14.14% at 3.16 mln bales, compared to 3.68 mln produced in same period of previous season.

Cotlook A Index

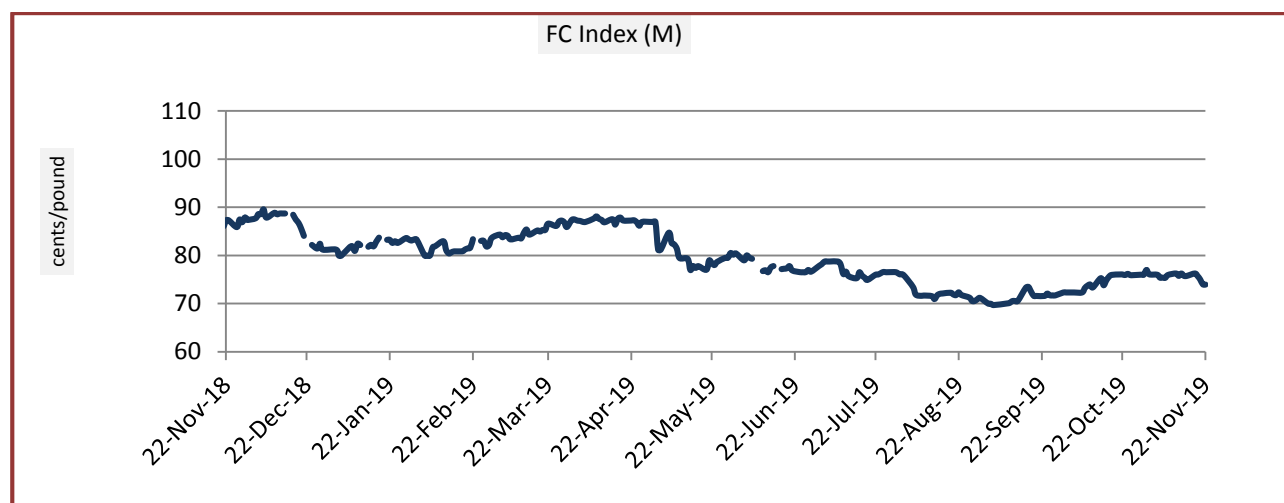
Cotlook A index noticed weak during the week. The Cotlook A Index was slightly up 75.33 cents/lb than previous week (74.98 cents/lb).

Cotlook A Index	Weekly Average Price change as on		% Change
	21-Nov-19	14-Nov-19	
Prices	74.95	75.33	-0.50
Prices in US cents per Pound			

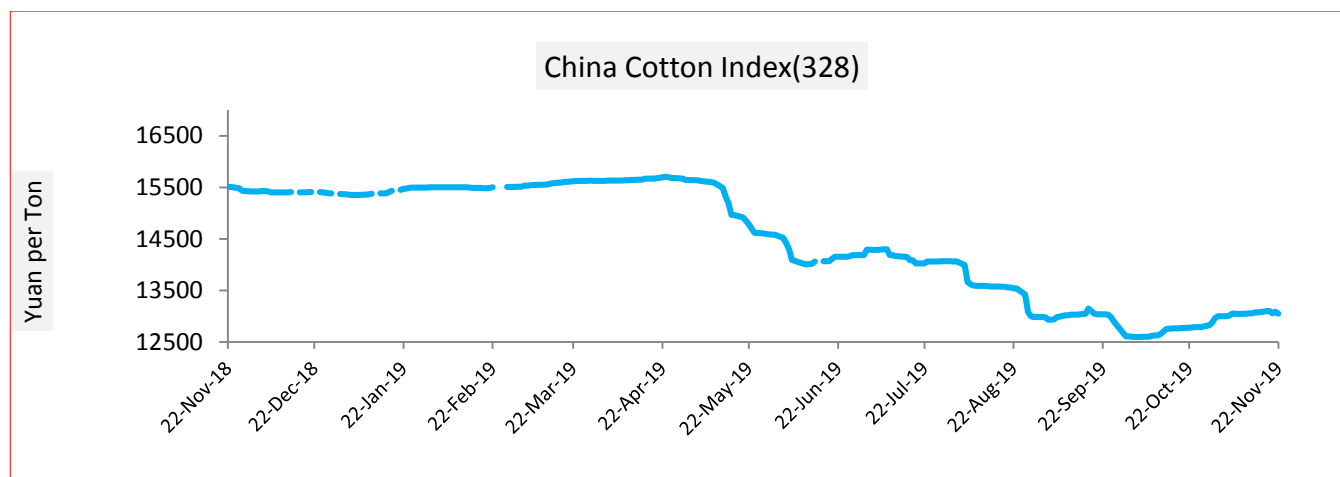


China Cotton Index and Foreign Cotton Index

Cotton Index	Weekly Average Price as on		% Change
	21-Nov-19	14-Nov-19	
FC (S)	79.51	80.21	-0.87
FC (M)	75.35	75.99	-0.84
FC (L)	74.59	75.21	-0.82
Prices in US cents per Pound			



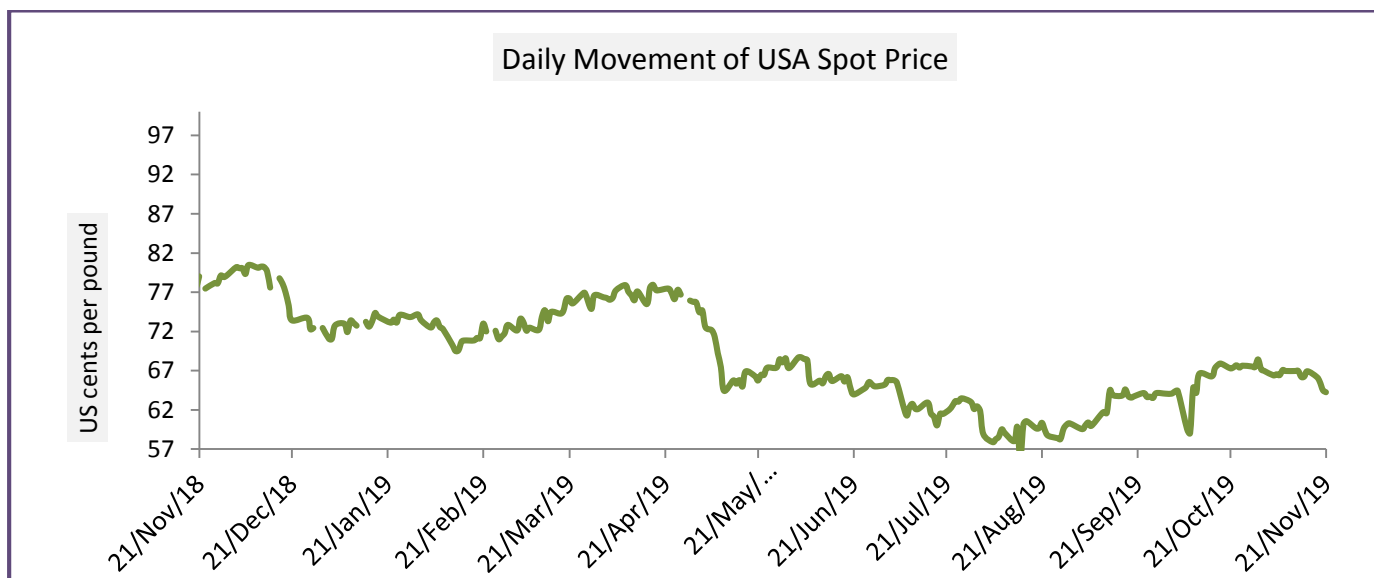
Cotton Index	Weekly Average Price as on		% Change
	21-Nov-19	14-Nov-19	
CCIndex(328)	13083	13056.4	0.20
CCIndex(527)	12061	12280	-1.78
CCIndex(229)	13416	13097.6	2.43
Prices in Yuan per ton			



USA Spot Prices

The US is 65% committed and 18% shipped Vs the USDA projection. Sales were again ahead of the average weekly pace required to meet the USDA's 16.5M bale export projection while shipments were only around 40% of the pace requirement. US harvest progress for the week ending Nov 10 was about 1% per day, with the US most recently estimated at 68% complete. Harvest weather is expected to be less than favorable across most of The Belt over the near-term. The USDA in its earlier November forecast had estimated lower crop in US 2019-20 cotton production at 20.8 million bales instead of 21.7 million bales as estimated in October.

USA Spot Prices	Monthly Average Price as on		% Change
	21 -Nov-19	14 -Nov-19	
Prices	65.51	66.68	-1.75
Prices in US cents per Pound			



Pakistan Spot Prices

According to the market sources, the mills have continued buying of cotton to cover their requirements. Mills' buying helping rates to hold present levels, adding helping that prices may not fall sharply in the near future. As cotton demand is not improving in the international markets, therefore, the prices are not fluctuating sharply in local and global markets

Untimely rains in some parts of country damaged the cotton crop, keeping ginnners under pressure owing to huge losses. Total arrivals of Pakistan reached 68.57 lakh of cotton bales till November 18, 2019 lower compared to previous years' production of 86.76 lakh bales (-20.92%) on the corresponding period last year. Of total, 36.92 lakh bales arrived from the Punjab and 31.65 lakh bales from Sindh, according to the report released by the Pakistan Cotton Ginners Association (PCGA).

Karachi Spot Prices	WeeklyAverage Price as on		% Change
	21-Nov-19	14-Nov-19	
Prices	9160	9360	-2.14
Prices in Rs per 37.32 Kg			

Commodity: Cotton
Contract: Dec

Exchange: MCX
Expiry: Dec 31, 2019



Technical Commentary:

- Cotton 29 mm MCX Jun contract faces resistance at 19260.
- Relative strength indicator (RSI) is in neutral region.
- Both Price & open interested increased indicating long buildup.

We will advise traders to sell today.

Strategy: Sell

Intraday Supports & Resistances			S2	S1	PCP	R1	R2
Cotton	MCX	Dec	18730	18870	19170	19480	19630
			Call	Entry	T1	T2	SL
Cotton	MCX	Dec	Sell	19250	19130	19030	19322

* Do not carry-forward the position next day.

Commodity: Cotton Seed oil Cake
Contract: Dec

Exchange: NCDEX
Expiry: Dec 20, 2019



Technical Commentary:

- Overall Candlestick pattern depicts weaker movement.
- RSI is in neutral region.
- Prices near 9 and 18 days EMAs.
- Price increased while open interest decreased indicating short cover.

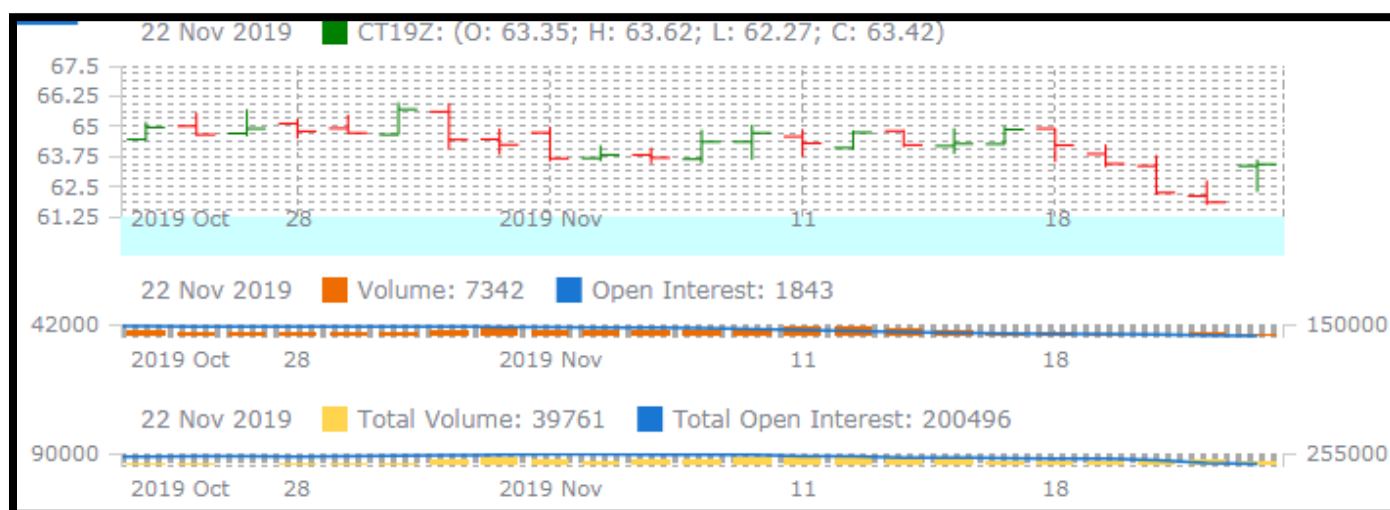
We will advise traders to buy today.

Strategy: Buy

Intraday Supports & Resistances			S2	S1	PCP	R1	R2
Cotton oil cake	NCDEX	Dec	1994	2034	2114	2194	2234
Intraday Trade Call			Call	Entry	T1	T2	SL
Cotton oil cake	NCDEX	Dec	Buy	2099	2124	2144	2084

* Do not carry-forward the position next day.

Technical Analysis of Cotton Future (Oct'19 Contract) at ICE



- Candlesticks denote steady movement in the market.
- Both Volume & Open Interest decreased.
- We expect cotton prices to remain steady in the coming week.

Expected Price Range During Coming month

Expected Trend	Expected Trading Band
Range bound to Bearish Momentum	59-69

Expected Support and Resistance

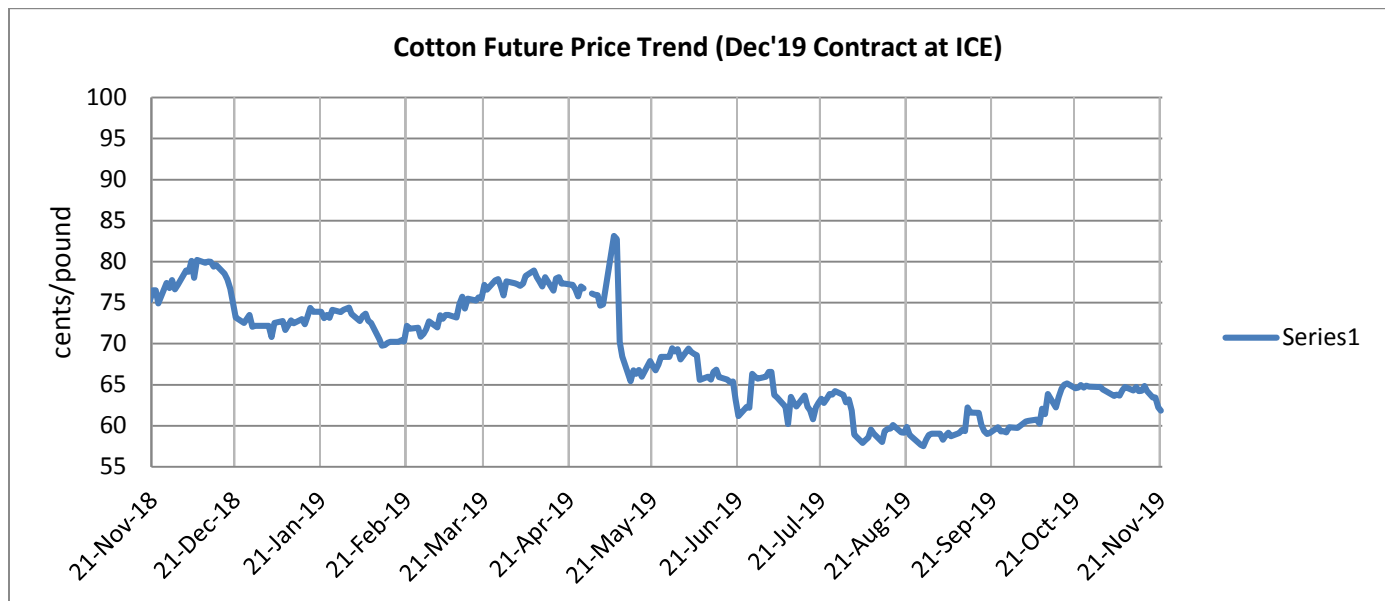
Support 1	Support 2	Resistance 1	Resistance 2
55	58	68	70

Figures in US cents/pound

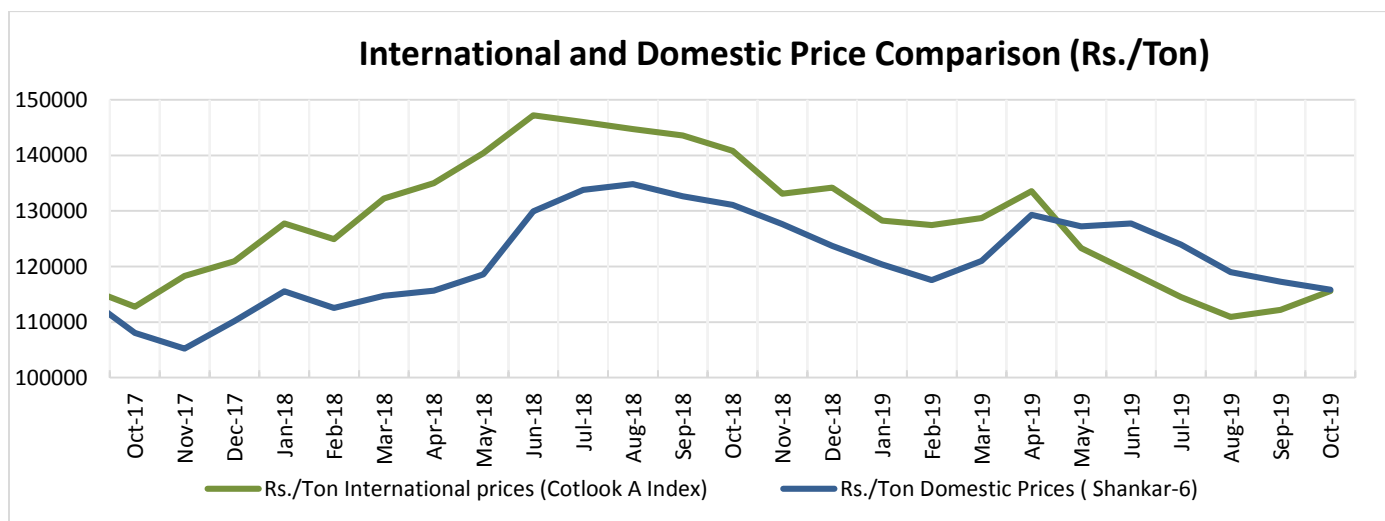
Cotton Future Prices at ICE

Cotton Prices in Future Contract on ICE						Prices in cents/Lb	
Contracts	21-Nov-19	23-Oct-19 (1 month ago)	23-Aug-19 (3 months ago)	25-May-19 (6 months ago)	21-Nov-18 (a year ago)	% Change over a month	% Change over previous year
1-Oct-19	61.84	64.95	NA	67.55	76.51	-4.79	-19.17
1-Dec-20	64.01	65.79	NA	68.34	79.88	-2.71	-19.87
1-Mar-20	65.14	66.44	NA	69.19	81.01	-1.96	-19.59
1-May-20	66.14	66.91	NA	69.86	78.26	-1.15	-15.49
1-Jul-20	66.44	66.79	NA	NA	NA	-0.52	-

Future Price Trend (Active Contract):



International and Domestic Price Comparison



Cotton Prices at Key Spot Markets:

Commodity	Kapas		Weekly Average Prices (Rs./Quintal)		Change
State	Centre	Variety	15th Nov to 21st Nov 2019	8th Nov to 14th Nov 2019	
Gujarat	Ahmedabad	Shankar-6	5008	5100	-92
	Gondal	Shankar-6	5093	5097	-4
	Rajkot	B.T. Cotton	5019	5115	-96
	Patan	B.T. Cotton	5253	5355	-102
	Kadi	B.T. Cotton	5258	5425	-167
	Deesa	B.T. Cotton	0	0	Unch
	Dhrol	B.T. Cotton	4976	4993	-17
Haryana	Bhiwani	B.T. Cotton	5308	5375	-67
	Bhiwani	Desi	6183	6180	3
	Adampur	B.T. Cotton	5154	5168	-13
	Fatehabad	B.T. Cotton	5171	5194	-23
	Jind	B.T. Cotton	5472	5493	-22
	Uchana	B.T. Cotton	5291	5300	-9
	Dabwali	B.T. Cotton	5123	5143	-21
Rajasthan	Hanumangarh	B.T. Cotton	5130	5290	-160
	Rawatsar	B.T. Cotton	5099	5096	3
Madhya Pradesh	Khandwa	Mech-1	5509	5338	172
	Khargaon	Mech-1	5263	5269	-6
Maharashtra	Amravati	Mech-1	3192	0	3192
	Jamner	Medium Staple	0	0	Unch
Uttar Pradesh	Hathras	B.T. Cotton	5725	5875	-150
	Hathras	Desi	5167	5375	-208
Telangana	Adilabad	Un-Ginned	5010	3738	1273
Karnataka	Bijapur	Bunny	5356	5267	89
	Hubli	D.C.H.	5550	5563	-13
	Hubli	B.T. Cotton	6938	6450	488
	Raichur	H-44 Cotton	0	0	Unch
Commodity	Lint		Prices (Rs./Maund of 37.32kg each)		Change
State	Centre	Variety	15th Nov to 21st Nov 2019	8th Nov to 14th Nov 2019	
Punjab	Bhatinda	J-34	3862	3862	Unch
	Abohar	J-34	3870	3870	Unch

	Mansa	J-34	3849	3849	Unch
Haryana	Sirsa	J-34	3847	3847	Unch
Rajasthan	Sri-Ganganagar	J-34	3621	3621	Unch

Cotton Arrivals in Key Centers:

Commodity	Kapas		Weekly Sum Arrivals (Quintal)		Change
State	Centre	Variety	15th Nov to 21st Nov 2019	8th Nov to 14th Nov 2019	
Gujarat	Ahmedabad	Shankar-6	37910 0	27540 0	103700
	Gondal	Shankar-6	30737	33824	-3087
	Rajkot	B.T. Cotton	35700	29300	6400
	Patan	B.T. Cotton	12805 4	10196 4	26090
	Kadi	B.T. Cotton	17500 0	14500 0	30000
	Deesa	B.T. Cotton	0	0	Unch
	Dhrol	B.T. Cotton	1501	2517	-1016
Haryana	Bhiwani	B.T. Cotton	28500	46000	-17500
	Bhiwani	Desi	280	205	75
	Adampur	B.T. Cotton	11050	9350	1700
	Fatehabad	B.T. Cotton	4500	4200	300
	Jind	B.T. Cotton	4678	7118	-2440
	Uchana	B.T. Cotton	15705	16855	-1150
	Dabwali	B.T. Cotton	9575	11300	-1725
Rajasthan	Hanumangarh	B.T. Cotton	13215	14000	-785
	Rawatsar	B.T. Cotton	19000	27000	-8000
Madhya Pradesh	Khandwa	Mech-1	3055	1600	1455
	Khargaon	Mech-1	23865	32155	-8290
Maharashtra	Amravati	Mech-1	23500	0	23500
	Jamner	Medium Staple	0	0	Unch
Uttar Pradesh	Hathras	B.T. Cotton	370	180	190
	Hathras	Desi	142	46	96
Telangana	Adilabad	Un-Ginned	15012 0	21404 0	-63920
Karnataka	Bijapur	Bunny	28673	26844	1829
	Hubli	D.C.H.	42	0	42

	Hubli	B.T. Cotton	0	0	Unch
	Raichur	H-44 Cotton	0	0	Unch
Commodity	Lint		Weekly Sum Arrivals (Quintal)		Change
State	Centre	Variety	15th Nov to 21st Nov 2019	8th Nov to 14th Nov 2019	
Punjab	Bhatinda	J-34	47600	41650	5950
	Abohar	J-34	8840	9860	-1020
	Mansa	J-34	5100	3655	1445
Haryana	Sirsa	J-34	5950	9860	-3910
Rajasthan	Sri-Ganganagar	J-34	18000	28000	-10000

Cotton Association of India Spot Rates:

Trade Name	Staple	Micronaire	Strength/GPT	Weekly Average Prices		+/-Change
				15th Nov to 21st Nov 2019	8th Nov to 14th Nov 2019	
Bengal Deshi (RG)/Assam Comilla (101)	Below 22mm	5.0 - 7.0	15	38000	38333	-333
Bengal Deshi (SG)(201)	Below 22mm	5.0 - 7.0	15	38500	38750	-250
J-34(202)	26mm	3.5 - 4.9	23	36683	36533	150
H-4/ MECH-1(105)	28mm	3.5 - 4.9	27	39417	39500	-83
Shankar-6(105)	29mm	3.5 - 4.9	28	39133	39067	67
Bunny/ Brahma(105)	31mm	3.5 - 4.9	30	40417	40500	-83
MCU-5/ Surabhi(106)	32mm	3.3 - 4.9	31	40250	40400	-150
DCH-32(107)	34mm	3.0 - 3.8	33	41017	41133	-117

Week on Week Price: Scenario of Cotton:

Commodity	Kapas		Today	Week Ago	Month Ago	Year Ago
State	Centre	Variety	22-Nov-19	15-Nov-19	22-Nov-19	22-Nov-18
Gujarat	Ahmedabad	Shankar-6	5100	5000	5100	5750
	Gondal	Shankar-6	5080	5205	5080	5500
	Rajkot	B.T. Cotton	5040	5055	5040	5530
	Patan	B.T. Cotton	5155	5450	5155	5515
	Kadi	B.T. Cotton	5250	5250	5250	5550
	Deesa	B.T. Cotton	4655	0	4655	NA
	Dhrol	B.T. Cotton	4970	4715	4970	NR
Haryana	Bhiwani	B.T. Cotton	5260	5350	5260	5600
	Bhiwani	Desi	6200	6200	6200	NA
	Adampur	B.T. Cotton	5100	5200	5100	5350
	Fatehabad	B.T. Cotton	5060	5200	5060	5350
	Jind	B.T. Cotton	5410	5550	5410	5700
	Uchana	B.T. Cotton	5275	5330	5275	5385
	Dabwali	B.T. Cotton	5065	5175	5065	NR
Rajasthan	Hanumangarh	B.T. Cotton	5150	5200	5150	Closed
	Rawatsar	B.T. Cotton	5010	5200	5010	Closed
Madhya Pradesh	Khandwa	Mech-1	5500	5580	5500	5491
	Khargaon	Mech-1	5550	5510	5550	5427
Maharashtra	Amravati	Mech-1	4850	0	4850	5300
	Jamner	Medium Staple	NA	0	NA	NA
Uttar Pradesh	Hathras	B.T. Cotton	5500	5750	5500	NA
	Hathras	Desi	5100	5200	5100	NA
Telangana	Adilabad	Un-Ginned	NA	4960	NA	5400
Karnataka	Bijapur	Bunny	NA	NA	NA	5929
	Hubli	D.C.H.	5550	5550	5550	NA
	Hubli	B.T. Cotton	6750	6900	6750	NA
	Raichur	H-44 Cotton	NA	0	NA	5470
Commodity	Lint		Today	Week Ago	Month Ago	Year Ago
State	Centre	Variety	22-Nov-19	15-Nov-19	22-Nov-19	22-Nov-18
Punjab	Bhatinda	J-34	3890	3880	3890	4540
	Abohar	J-34	3900	3890	3900	4540

	Mansa	J-34	3870	3860	3870	4425
Haryana	Sirsa	J-34	#N/A	#N/A	#N/A	4520
Rajasthan	Sri-Ganganagar	J-34	3647	3638	3647	4277

Cotton Arrivals in Key Centers:

Commodity	Kapas		Arrivals (Quintal)	Arrivals (Quintal)	Arrivals (Quintal)	Arrivals (Quintal)
State	Centre	Variety	22-Nov-19	15-Nov-19	22-Nov-19	22-Nov-18
Gujarat	Ahmedabad	Shankar-6	59500	59500	59500	51000
	Gondal	Shankar-6	5169	3952	5169	#N/A
	Rajkot	B.T. Cotton	7000	3800	7000	#N/A
	Patan	B.T. Cotton	18750	18975	18750	3450
	Kadi	B.T. Cotton	60000	20000	60000	#N/A
	Deesa	B.T. Cotton	3400	0	3400	#N/A
	Dhrol	B.T. Cotton	333	161	333	#N/A
Haryana	Bhiwani	B.T. Cotton	4000	7000	4000	1200
	Bhiwani	Desi	30	50	30	#N/A
	Adampur	B.T. Cotton	1190	2210	1190	#N/A
	Fatehabad	B.T. Cotton	800	800	800	#N/A
	Jind	B.T. Cotton	669.8	550.8	669.8	#N/A
	Uchana	B.T. Cotton	2145	2640	2145	#N/A
	Dabwali	B.T. Cotton	1000	1650	1000	#N/A
Rajasthan	Hanumangarh	B.T. Cotton	2000	2150	2000	#N/A
	Rawatsar	B.T. Cotton	4000	2000	4000	1000
Madhya Pradesh	Khandwa	Mech-1	750	560	750	#N/A
	Khargaon	Mech-1	4000	3955	4000	#N/A
Maharashtra	Amravati	Mech-1	7000	0	7000	#N/A
	Jamner	Medium Staple	NA	0	NA	#N/A
Uttar Pradesh	Hathras	B.T. Cotton	250	60	250	#N/A
	Hathras	Desi	60	12	60	#N/A
Telangana	Adilabad	Un-Ginned	NA	19430	NA	0
Karnataka	Bijapur	Bunny	NA	NA	NA	5615
	Hubli	D.C.H.	NA	NA	NA	162
	Hubli	B.T. Cotton	NA	NA	NA	26
	Raichur	H-44 Cotton	NA	0	NA	1875
Commodity	Lint		Arrivals (Quintal)	Arrivals (Quintal)	Arrivals (Quintal)	Arrivals (Quintal)

State	Centre	Variety	22-Nov-19	15-Nov-19	22-Nov-19	22-Nov-18
Punjab	Bhatinda	J-34	8500	6800	8500	6800
	Abohar	J-34	1700	1190	1700	1020
	Mansa	J-34	850	850	850	510
	Sirsa	J-34	1020	850	1020	1700
	Sri-Ganganagar	J-34	3000	3000	3000	3000

Disclaimer

The information and opinions contained in the document have been compiled from sources believed to be reliable. The company does not warrant its accuracy, completeness and correctness. Use of data and information contained in this report is at your own risk. This document is not, and should not be construed as, an offer to sell or solicitation to buy any commodities. This document may not be reproduced, distributed or published, in whole or in part, by any recipient hereof for any purpose without prior permission from the Company. IASL and its affiliates and/or their officers, directors and employees may have positions in any commodities mentioned in this document (or in any related investment) and may from time to time add to or dispose of any such commodities (or investment). Please see the detailed disclaimer at <http://www.agriwatch.com/Disclaimer.asp>

© 2019 Indian Agribusiness Systems Ltd.