

COTTON WEEKLY RESEARCH REPORT
27th Apr 2020**Domestic market summary**

Domestic market Scenario: CCI started the procurement in Punjab, Maharashtra and Gujarat so far last week. CCI procured about more than 25,000 quintals of cotton from the farmers in last 10-12 days. There is no demand from spinning industry, therefore, the ginning mills are facing problem in the storage and movement of ginned cotton bales. Also the operations of those few ginning mills that started the operations have lack of labour and lack of demand as all the apparel stores and factories are closed due to the lockdown in the country. All the local cotton markets in Maharashtra, Rajasthan, Punjab, Haryana, AP and Telangana were closed due to the outbreak of Covid-19. But the remaining markets are likely to open slowly.

Weekly Price Outlook : The average price of Kapas is likely to remain at MSP of FAQ grade while the non-FAQ grade cotton procurement is likely range below MSP.

Major Market Highlights:

- CCI opened its procurement centres in some states across India with sluggish procurement amid maintaining the social distancing.
- Cotlook index remained (63.62 cents/lbs) higher compared to the ICE cotton future (54.7 cents/lbs).
- All India daily arrivals started with around 15,000 to 20,000 bales per day.
- Indian Rupee remained stronger between 76.27 and 76.87 during this week.

Market Highlights:

- **Around 14,000 bales have procured in last 7-10 days from the farmers.** Buying has slowed down after March as the peak harvest season is almost over. So far CCI has procured around 84 lakh bales of cotton, where 82% of the cotton purchased of the arrivals in Telangana followed by Maharashtra where 32% of the cotton is purchased out of the total arrivals in the state. And around 50% of the cotton would be purchased by CCI in the 20% of the arrivals that is to arrive in the market, according to CCI. So far, 283 lakh bales of cotton is arrived in the market till March'20 end.
- **Cotton ginners in Maharashtra are unwilling to resume the operations amid fear of coronavirus in the state.** As the number of affected people are increasing day by day in the state and they do not want to take the risk of the pandemic. The ginners are saying that they will resume only after the lockdown is lifted in the state. Also, the labour was a major issue as most workers had left for their homes and will not be able to return in lockdown situation. A single unit requires around 50 workers, who work in a single shift. As cotton is non- perishable commodity, therefore, the growers and ginners can hold on their produce until further notice.

- The department of agriculture in Punjab is set to surge in the area under cotton cultivation in 2020-21 cotton season.** The area under paddy is likely to switch under maize and cotton in the new season, thereby, enhancing the area of cotton from around 4 lakh ha in 2019-20 to cover about 5 lakh ha in the coming cotton season (2020-21) due to the higher returns and relatively higher yields compared to paddy. The state has managed to provide 25 lakh packets of BT cotton seed from the country's reputed seed producing companies. The cotton sowing in Punjab (Bathinda, Mansa, Muktsar, Faridkot, Moga, Fazilka and Firozpur) is expected to start from 1st of May'20 this year that is delayed by around 10-15 days due to the late wheat harvests amid lockdown in the state.

Cotton Balance Sheet (India):

Cotton Balance Sheet									
In Lakh Bales(170 KGS)	2015-16	2016-17	2017-18	2018-19	2019-20*	Oct-Dec	Jan-Mar	Apr-June	July-Sept
Supply									
Opening stock	66.2	36.7	48.0	25.0	24.6	24.6	44.6	64.4	61.9
Cotton production	332.0	345.0	365.0	321.1	351.8	125.9	157.1	57.1	11.7
Imports	22.8	30.9	15.0	32.0	23.2	6.5	6.0	4.6	6.1
Total supply	421.0	412.6	428.0	378.1	399.6	157.0	207.7	126.1	79.7
Demand									
Mill consumption	270.2	262.7	288.0	265.0	260.0	92.5	107.1	43.8	16.6
Consumption by SSI	27.1	26.2	27.0	27.0	26.5	5.8	10.1	7.7	2.9
Non Mill consumption	18.0	17.5	19.0	19.5	19.5	4.1	5.1	5.1	5.1
Exports	69.1	58.2	69.0	42.0	42.6	10.0	21.0	7.5	4.1
Total Demand	384.4	364.6	403.0	353.5	348.6	112.4	143.3	64.2	28.7
Ending Stock	36.7	48.0	25.0	24.6	51.0	44.6	64.4	61.9	51.0

*All figures in Lakh Bales (of 170 Kgs. Each) Source: CAI&Agriwatch *: estimated*

As per the latest estimates by Agriwatch, cotton output in country during the season 2018-19 would be around 321.05 lakh bales (of 170 kg each) whereas 351.8 lakh bales is expected in 2019-20.

Following lower production, imports will rise marginally to 32 lakh bales and around 23 lakh bales is expected to import in the new season.

Due to lower opening stock but estimation of higher production of cotton would increase the availability the new season at 399.6 lakh bales.

Total domestic consumption (Including mill, small mill and non-mill consumption) in 2019-20 is likely to be around 305.96 lakh bales compared to 311.5 lakh bales during the previous season due to lower demand from textile industries.

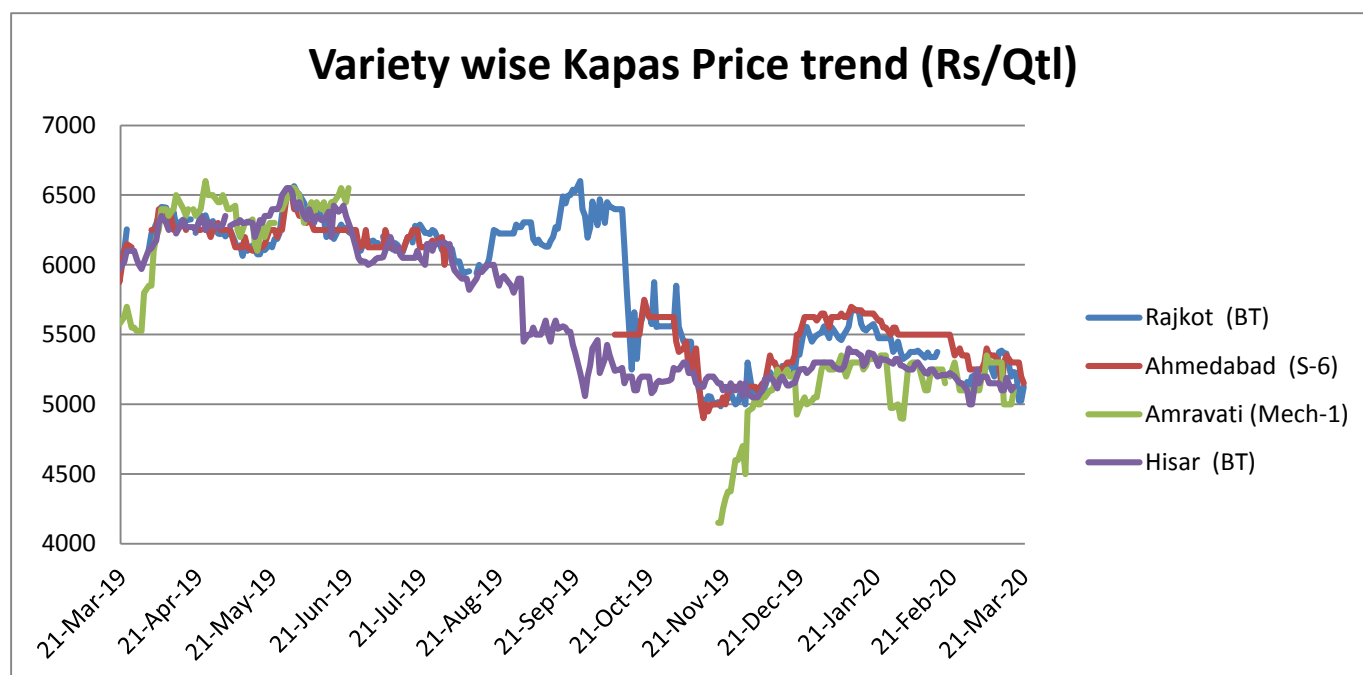
Cotton exports are expected to remain slightly higher as that of previous year. It is expected that country would export around 42.6 lakh bales of cotton in the season 2019-20 lower than the previous estimate due to the disruption caused in trade which might continue till April'20.

Ending stocks are expected to be around 51 lakh bales, it is higher compared to the ending stocks of previous season and previous estimate because of lower consumption and lower exports.

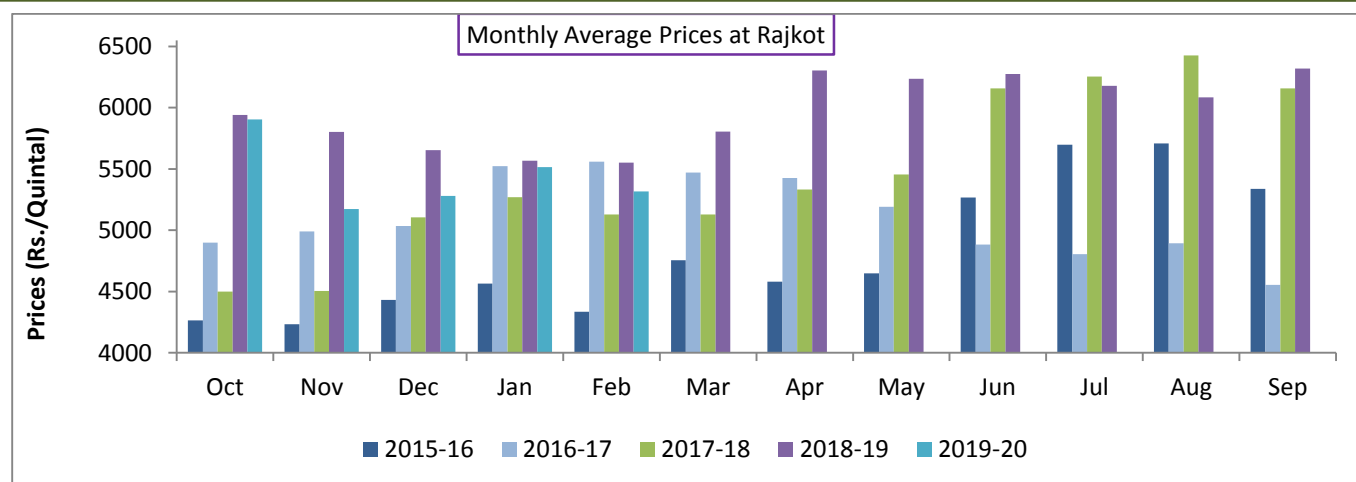
Domestic Cotton Prices Scenario

Kapas (Raw Cotton) Weekly Price Scenario

Weekly Price Review: Weekly kapas average price at Rajkot remained closed this week also due to the lockdown by the government instructions. The prices stood at Rs. 5235/quintal in the 3rd week of March before lockdown.



Kapas Monthly M-o-M Price Scenario

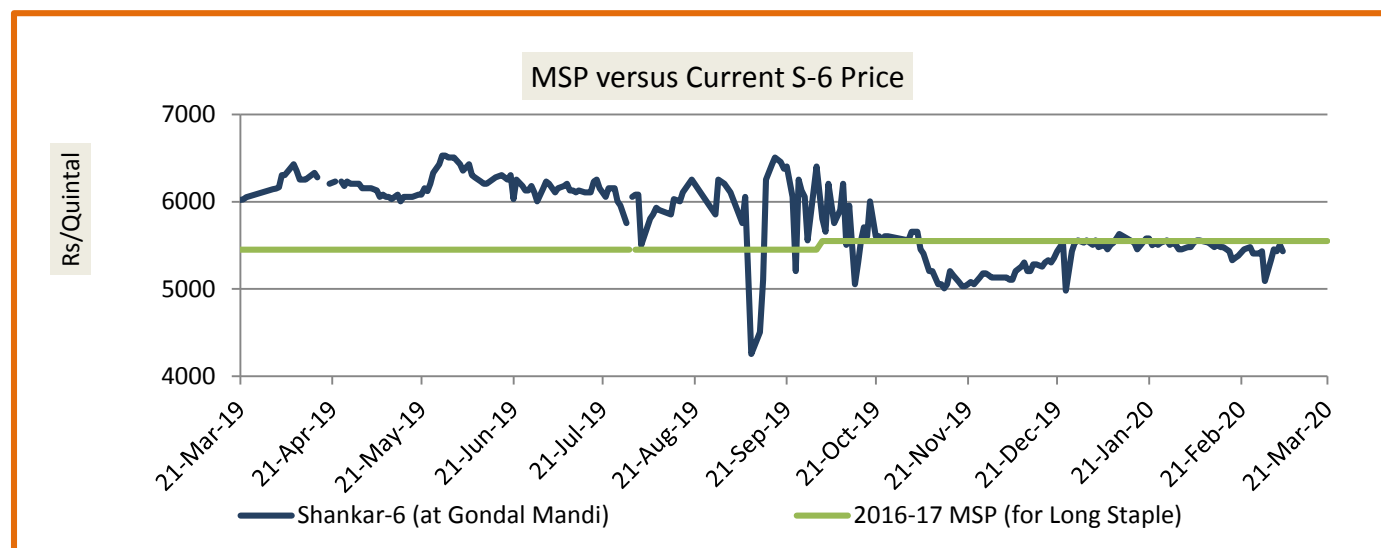


Kapas(seed cotton) prices in country noticed weak during the Feb when compared to the previous month, but the same is ruling lower compared to the prices during the corresponding month of the previous season due to the lower demand this year.

Monthly average price of Kapas at Rajkot remained Rs. 5315 per quintal during Jan, which was Rs 5515/quintal during previous month and Rs.5551 per quintal during the corresponding month last year. We expect Kapas prices to remain steady to low further in the coming month due to the lower demand across the country as well as in international market.

Spot Price versus MSP

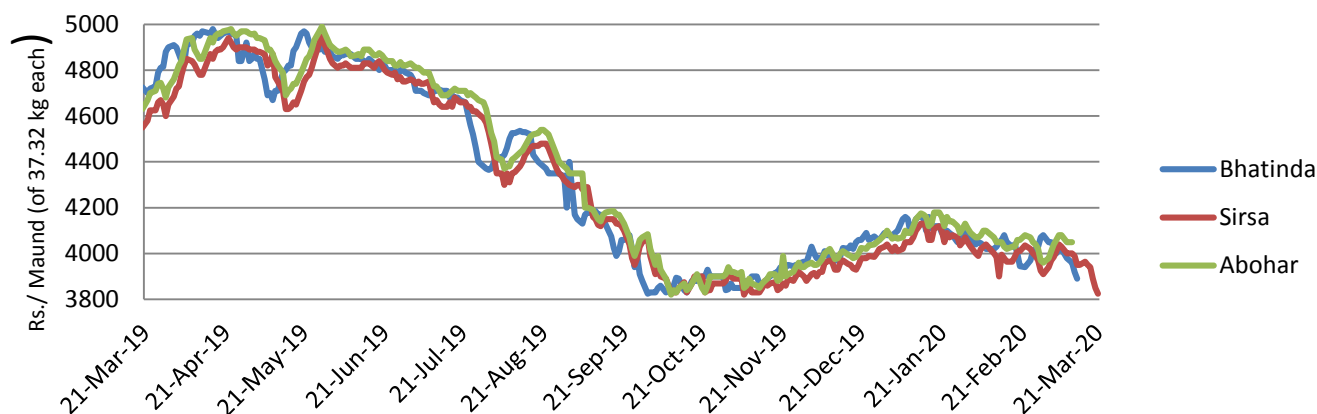
The Kapas average price at Gondal market was closed this week and 3rd week of March the price ended at Rs. 5245/q. Average price in the week stood further down by around Rs.304/q from MSP (Rs.5550/q). The average gap between the spot price and MSP has slightly declined again, but due to weaker sentiments in the international market would affect the domestic price.



Lint price Outlook

Lint prices stood slightly firm during was closed this week also. Weekly average price of Lint at Sirsa stood down by Rs.33/q lower at Rs. 3941 per maund of 37.32 kg each, than its previous week price of Rs. 4002 per maund. The arrivals in the previous week in Bhatinda the major belt of Punjab has declined from 25500 quintals to 6562 quintals followed by Abohar with 3570 quintals and around 5700 quintals in Bhiwani, Haryana before lockdown.

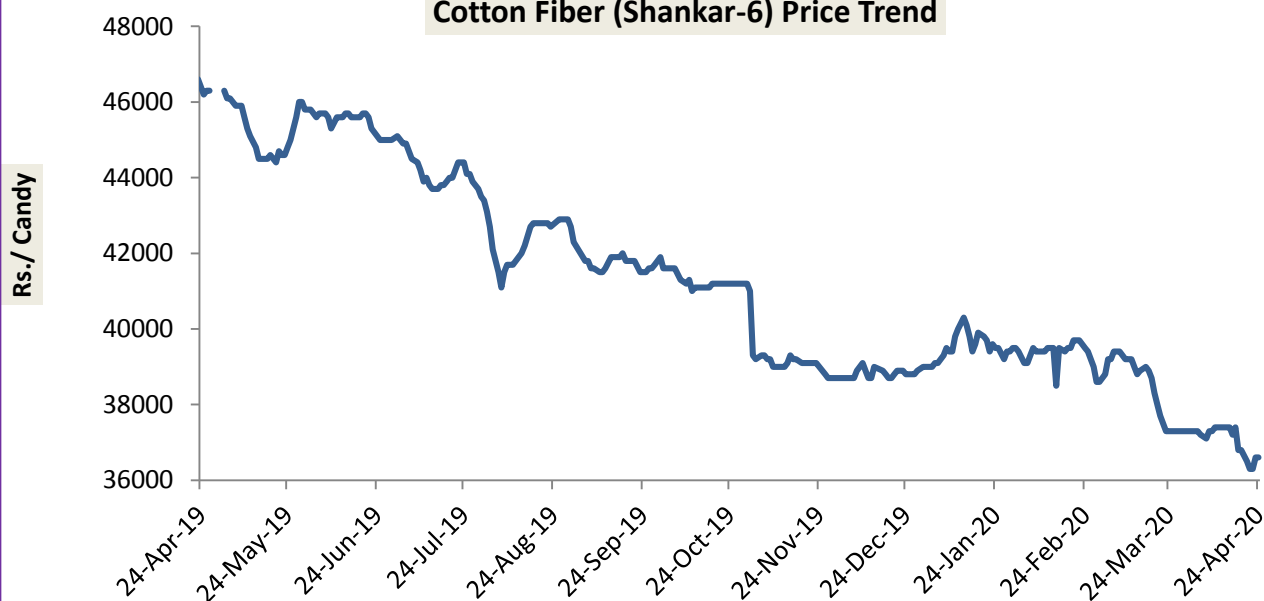
Lint Price Trend at Key Centers



Cotton Fiber price Outlook

Cotton fiber (Shankar-6) of premium quality prices stood weaker compared to the previous week due to the no demand from the mills amid sluggish functioning. Average price was Rs. 36550 per candy (of 355.6 kg each) during the week, and were around Rs. 37367 per candy previous week while the prices were hovering around Rs. 46313/candy last year during the same time. We expect cotton fiber to remain steady to weak in range of Rs 36000-37000 per candy in the coming week candy.

Cotton Fiber (Shankar-6) Price Trend

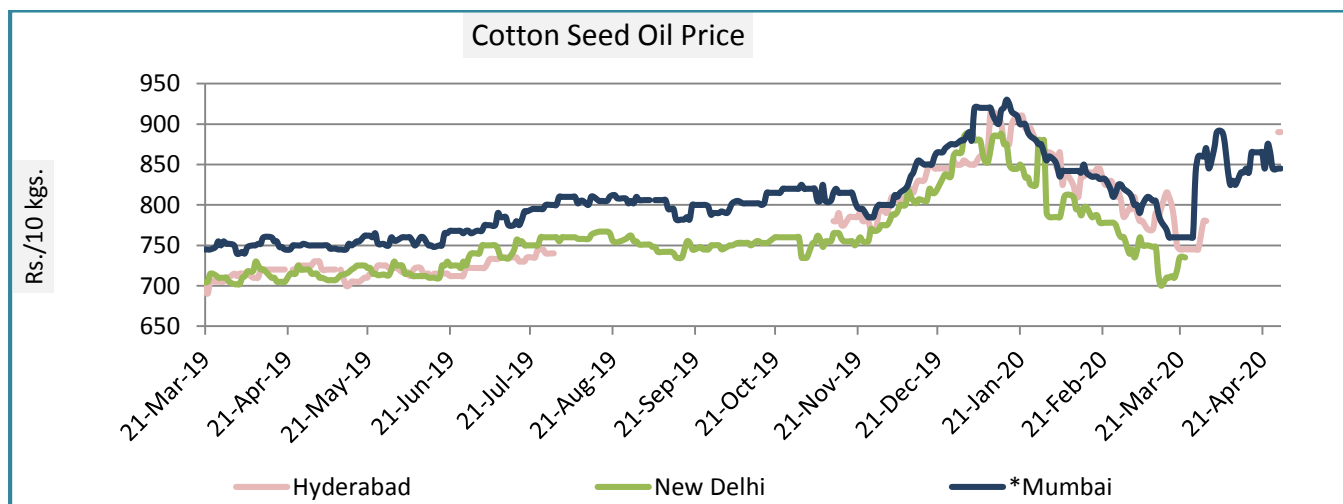


Cotton Seed Oil and Cotton Seed Oil Cake

Cotton Seed Oil weekly Price Scenario

Cotton seed oil price marginally showed weak trend in Rajkot all centres during the last week. Weekly average price in Hyderabad stood at Rs. 878 and in Mumbai the prices ranged between Rs. 545 and Rs.875 per 10 Kg.

	Weekly Average Price as on (Rs/10 kg.)		% Change
	23-Apr-20	16-Apr-20	
New Delhi	Closed	Closed	-
Rajkot	798	811	-1.56
Hyderabad	878	Closed	-
Mumbai	857	853	0.39

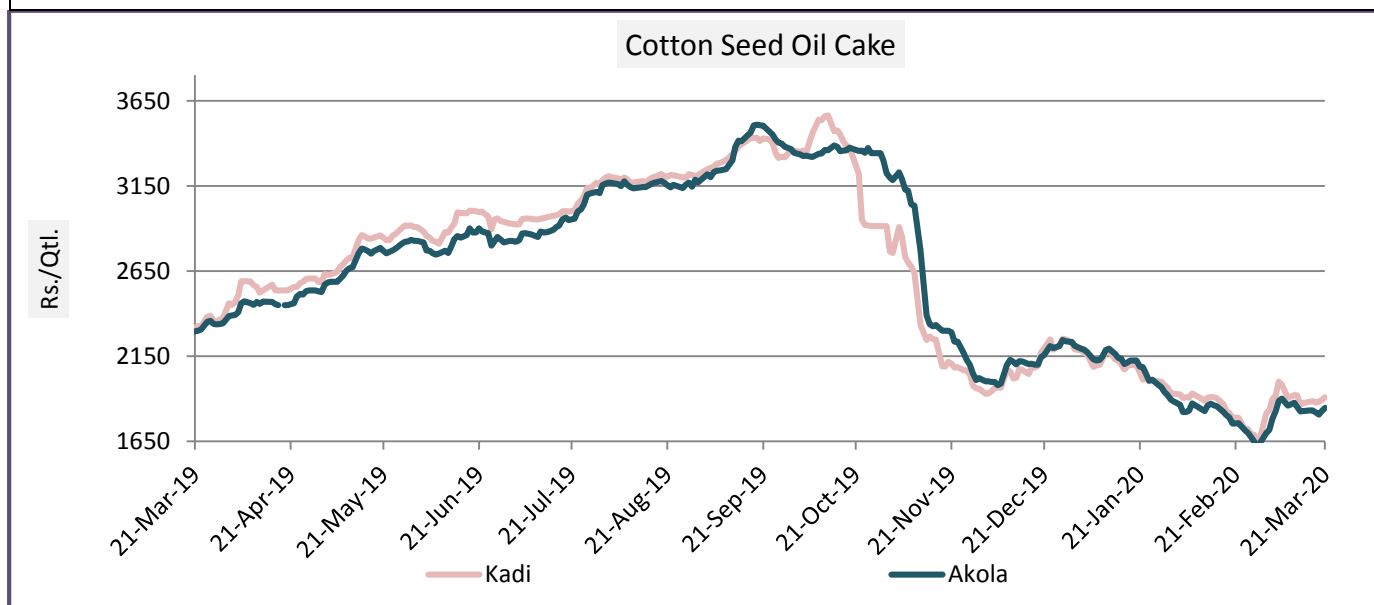


Cotton Seed Oil Cake weekly Price Scenario

NCDEX Cotton seed oil cake price remained slightly weaker in the last week on profit booking after CCI started the procurement in order to control the flow of farmers in the wholesale markets. Subsequently, states like Maharashtra, Punjab and Telangana had issued guidelines to allow procurement operations of Kapas. Cocudakl is getting support at 1822 and below same could see a test of 1796 levels, and resistance is now likely to be seen at 1887, a move above could see prices testing 1926. The prices are lower compared to the previous year due to the shortage of crop in the previous year. Weekly average price in Akola was Rs. 1866 per quintal before lockdown in March.

Centers	Weekly Average Price as on (Rs/quintal.)*		% Change
	23-Apr-20	16-Apr-20	
Kadi	Closed	Closed	-
Akola	Closed	Closed	-

*Source: NCDEX



International Market Scenario

International US cotton spot prices stood slightly firm at 53.79 cents/lbs during the week. Also Cotlook A index weekly average stood firm at 63.75 cents/pound this week, which was 62.55 at cents/pound during last week.

Major Market Highlights:

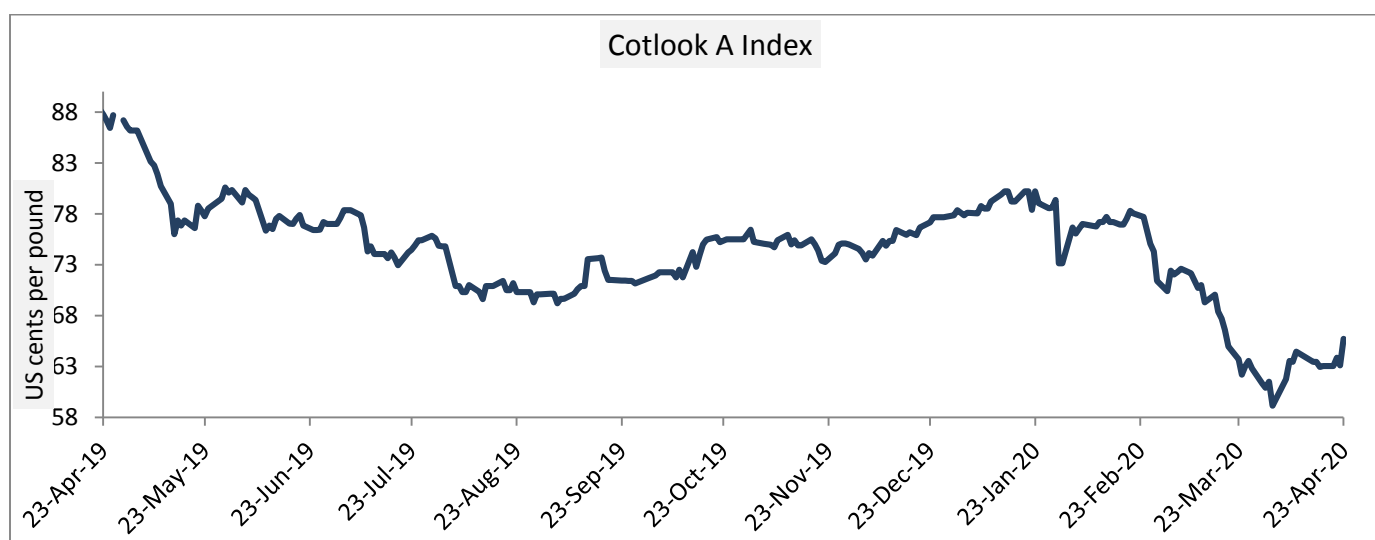
- The front month cotton futures closed in the red on Friday, May 20 Cotton closed at 54.93, down 195 points.** The Cotlook A index increased 260 points on April 23 to 65.70 c/lb. The week's sales on The Seam were 13,749 bales through Thursday. ICE certified stocks are 2,505 bales. The AWP for cotton is 45.25 cents/lb (up 0.47 cents).
- US textile and apparel total import was down by 11% year on year till Feb'20 while the imports from China were down by 28.7%** compared to the previous year during the same period. China's textile and apparel import share percentage in US textile and apparel import market has dropped to 36.9% compared with 46.1% in same period of last year. COVID-19 pandemic outbreak has affected on foreign trade, and the amount and quantity of China's textile and apparel imported by the United States have declined sharply. After the outbreak of coronavirus, the imports demand of US apparel kept falling, both the total imports of US apparel and the import value from China have declined by around 41% till Feb'20.

Cotlook A Index

Cotlook A index noticed slightly firm in last week as China commenced the operations of textile industry. The Cotlook A Index was at 63.75 cents/lb than in the first week of March (71.95 cents/lb) and due to the global economic breakdown after the outbreak of coronavirus in world.

Cotlook A Index	Weekly Average Price change as on		% Change
	23-Apr-20	16-Apr-20	
Prices	63.75	63.55	0.31

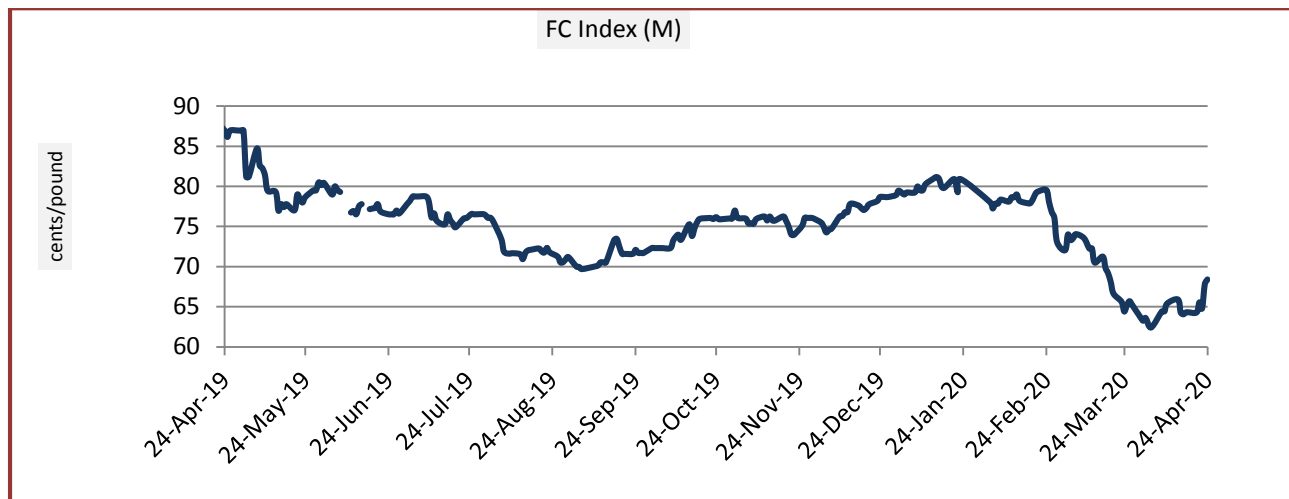
Prices in US cents per Pound



China Cotton Index and Foreign Cotton Index

Cotton Index	Weekly Average Price as on		% Change
	23-Apr-20	16-Apr-20	
FC (S)	68.96	68.20	1.12
FC (M)	65.35	64.57	1.21
FC (L)	62.72	61.94	1.26

Prices in US cents per Pound



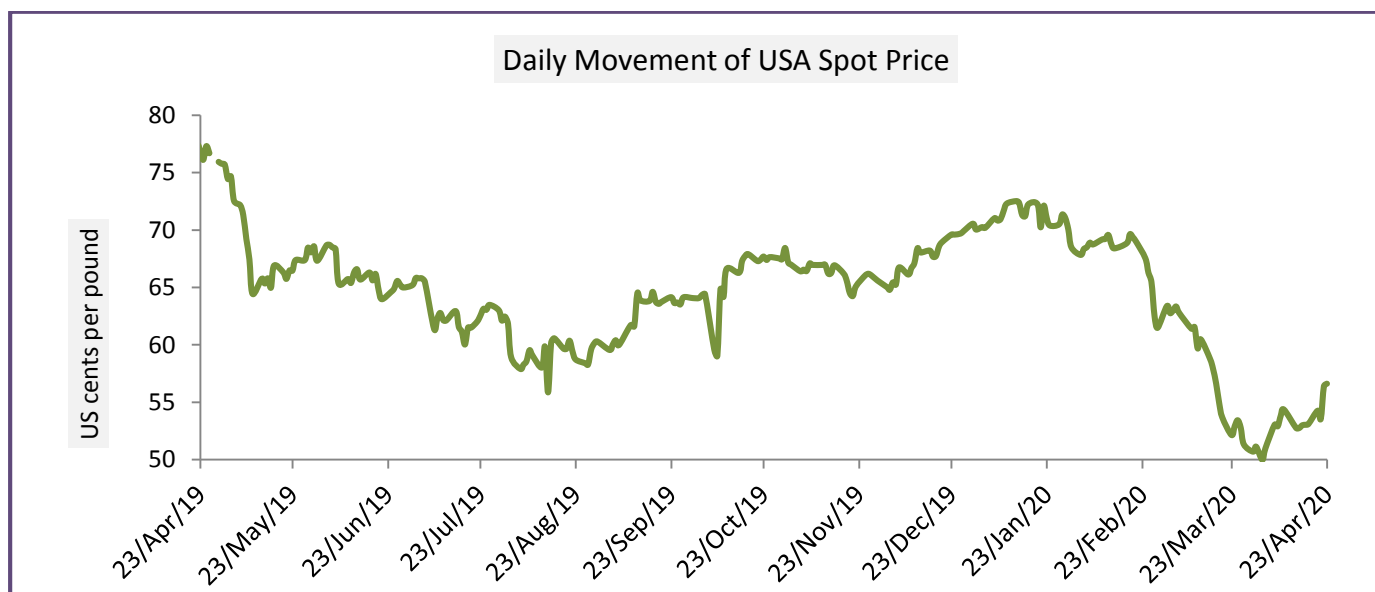
Cotton Index	Weekly Average Price as on		% Change
	23-Apr-20	16-Apr-20	
CCIndex(328)	11424.00	11477.20	-0.46
CCIndex(527)	10656.40	10704.60	-0.45
CCIndex(229)	11759.00	11812.80	-0.46
Prices in Yuan per ton			



USA Spot Prices

The US cotton prices slightly moved at higher side as market reacted positively with some indication of China going to fulfill phase one deal of US China trade agreement by purchasing American cotton. U.S. Export sales were better and positive after some lower cancelation. Shipment was lower but will accelerate after a week. Domestically, US sowing advanced a mere two percentage points for the week ending April 19 to 11% complete. US net export sales 2019-20 were higher for the week ending April 9 compared to the previous week while shipments were lower at around 14,000 and 207,000 running bales respectively.

USA Spot Prices	Monthly Average Price as on		% Change
	23-Apr-20	16-Apr-20	
Prices	54.79	53.19	3.02
Prices in US cents per Pound			



Pakistan Spot Prices

No trading activity was reported in the local cotton market during the last one and a half months because of the lock down due to the coronavirus. Textile and spinning mills are busy in receiving deliveries of imported cotton from abroad while ginners were looking for buyers as there was no business in the market. Ginners were in panic like situation as they had the stock of 5 lac bales. The sowing of cotton is successfully going on. Cotton production is expected to increase. The new crop of cotton is expected to start arriving partially from the month of June in Sindh.

Karachi Spot Prices	Weekly Average Price as on		% Change
	23-Apr-20	16-Apr-20	
Prices	8960	8960	0.00
Prices in Rs per 37.32 Kg			

Commodity: Cotton
Contract: May

Exchange: MCX
Expiry: May 30, 2020



Technical Commentary:

- Cotton 29 mm MCX Jan contract faces resistance at 17000.
- Relative strength indicator (RSI) reached the neutral region.
- Price decreased & open interested increased indicating short buildup.

We will advise traders to wait today.

Strategy: Wait

Intraday Supports & Resistances			S2	S1	PCP	R1	R2
Cotton	MCX	May	15900	16100	16490	17000	17300
			Call	Entry	T1	T2	SL
Cotton	MCX	May	Wait	-	-	-	-

* Do not carry-forward the position next day.

Commodity: Cotton Seed oil Cake
Contract: May

Exchange: NCDEX
Expiry: May 20, 2019



Technical Commentary:

- Overall Candlestick pattern depicts steady to bearish movement.
- RSI reached in the neutral region.
- Prices closed below 9 and 18 days EMAs.
- Both Price & open interest decreased indicating long liquidation.

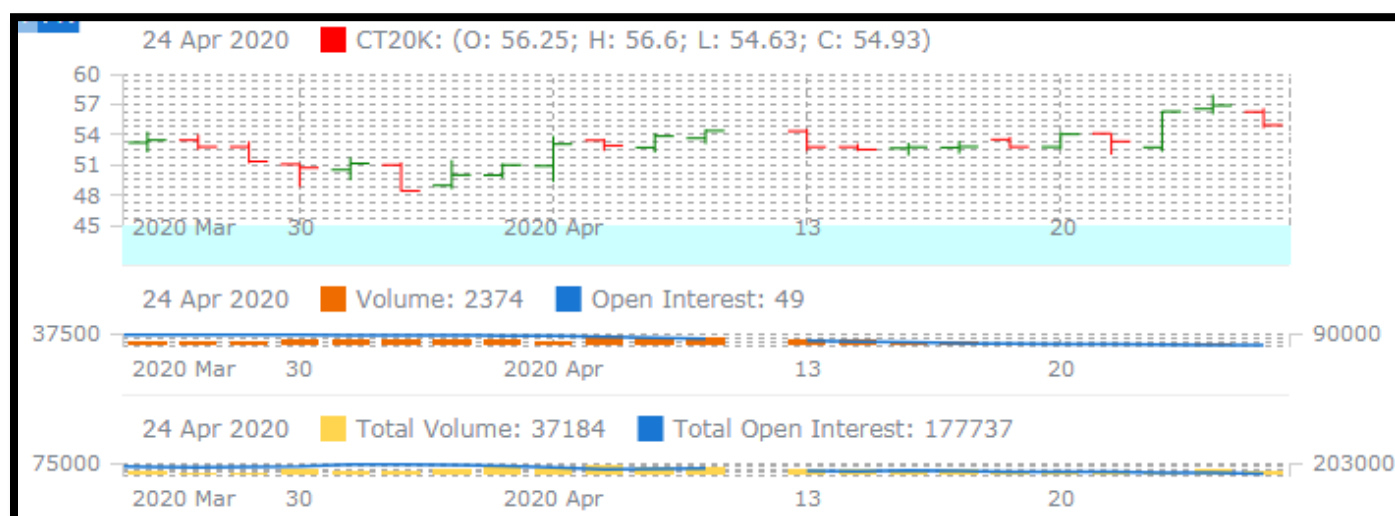
We will advise traders to wait today.

Strategy: Wait

Intraday Supports & Resistances			S2	S1	PCP	R1	R2
Cotton oil cake	NCDEX	May	1720	1760	1855	1950	2000
Intraday Trade Call			Call	Entry	T1	T2	SL
Cotton oil cake	NCDEX	May	Wait	-	-	-	-

* Do not carry-forward the position next day.

Technical Analysis of Cotton Future (Mar'20 Contract) at ICE



- Candlesticks denote bearish movement in the market.
- Total volume increased while Open Interest decreased compared to last week.
- We expect cotton prices to remain weak in the coming week.

Expected Price Range During Coming month

Expected Trend	Expected Trading Band
Range bound to BearishMomentum	48-60

Expected Support and Resistance

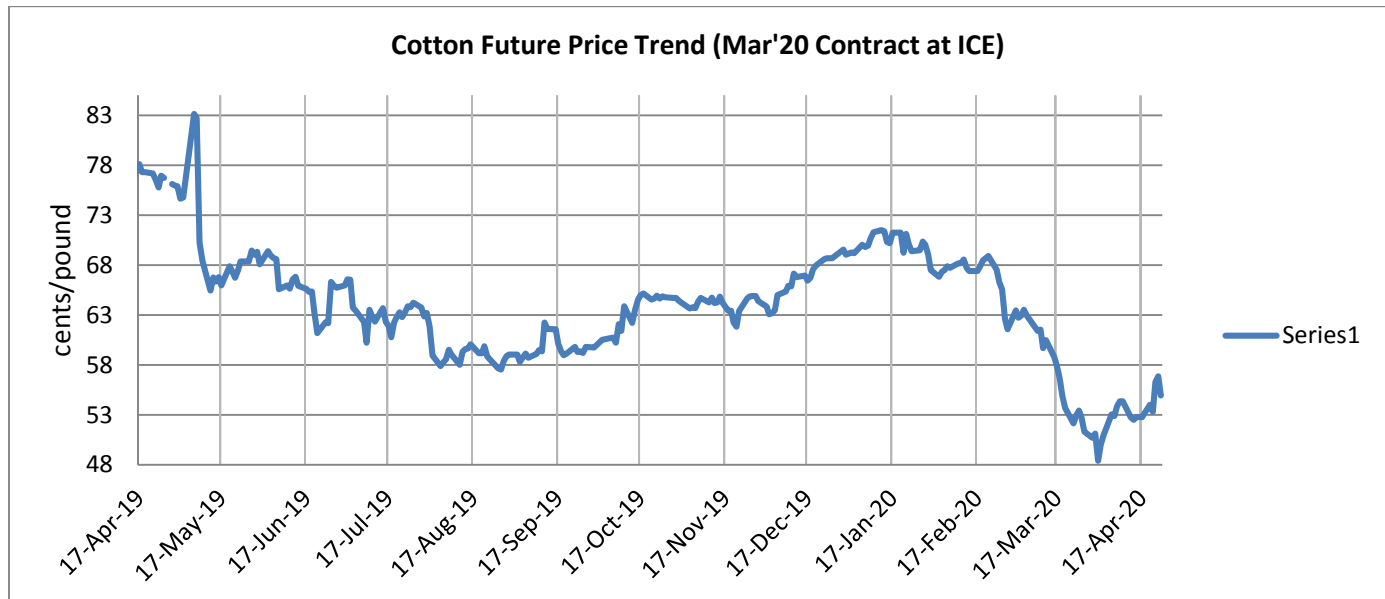
Support 1	Support 2	Resistance 1	Resistance 2
48	52	57	61

Figures in US cents/pound

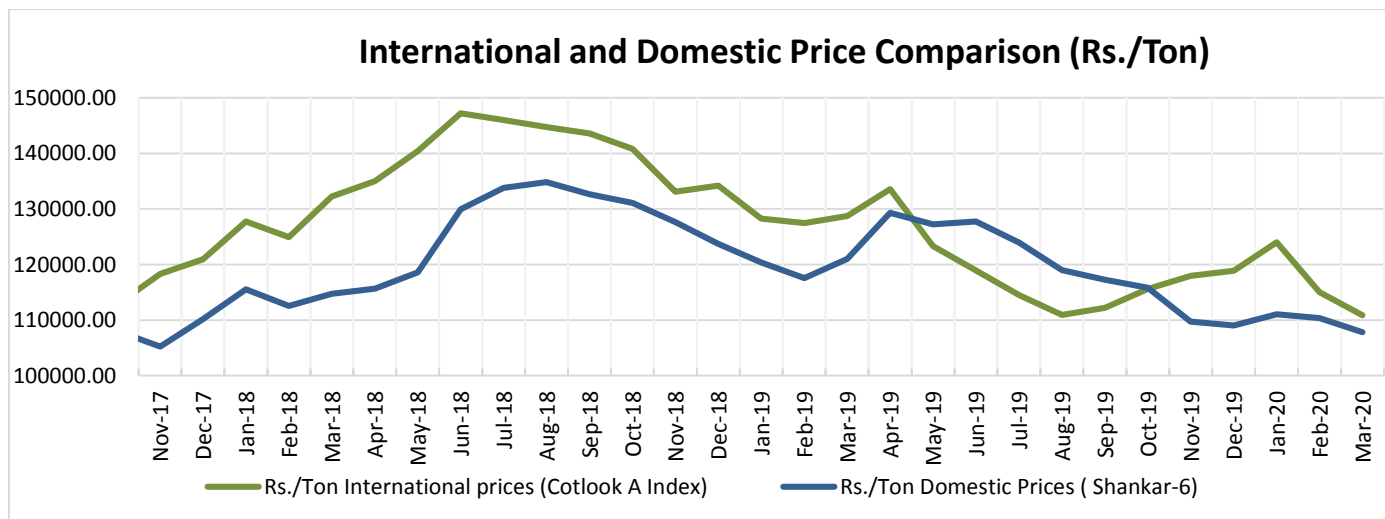
Cotton Future Prices at ICE

Cotton Prices in Future Contract on ICE						Prices in cents/Lb	
Contracts	24-Apr-20	25-Mar-20 (1 month ago)	24-Jan-20 (3 months ago)	26-Oct-19 (6 months ago)	25-Apr-19 (a year ago)	% Change over a month	% Change over previous year
1-May-20	54.93	53.44	70.20	66.54	76.97	2.79	-28.63
1-Jul-20	55.63	53.53	71.12	67.19	78.32	3.92	-28.97
1-Oct-20	57.35	55.19	70.39	66.96	76.88	3.91	-25.40
1-Dec-20	57.67	55.04	70.54	64.79	76.71	4.78	-24.82
1-Mar-21	58.25	56.04	70.82	65.78	76.84	3.94	-24.19

Future Price Trend (Active Contract):



International and Domestic Price Comparison



Cotton Prices at Key Spot Markets:

Commodity	Kapas		Weekly Average Prices (Rs./Quintal)		Change
State	Centre	Variety	17th Apr'20 to 23rd Apr'20	10th Apr'20 to 16th Apr'20	
Gujarat	Ahmedabad	Shankar-6	Closed	Closed	-
	Gondal	Shankar-6	Closed	Closed	-
	Rajkot	B.T. Cotton	Closed	Closed	-
	Patan	B.T. Cotton	Closed	Closed	-
	Kadi	B.T. Cotton	Closed	Closed	-
	Deesa	B.T. Cotton	NA	NA	-
	Dhrol	B.T. Cotton	Closed	Closed	-
Haryana	Bhiwani	B.T. Cotton	Closed	Closed	-
	Bhiwani	Desi	NA	NA	-
	Adampur	B.T. Cotton	Closed	Closed	-
	Fatehabad	B.T. Cotton	Closed	Closed	-
	Jind	B.T. Cotton	Closed	Closed	-
	Uchana	B.T. Cotton	Closed	Closed	-
	Dabwali	B.T. Cotton	Closed	Closed	-
Rajasthan	Hanumangarh	B.T. Cotton	Closed	Closed	-
	Rawatsar	B.T. Cotton	Closed	Closed	-
Madhya Pradesh	Khandwa	Mech-1	Closed	Closed	-
	Khargaon	Mech-1	Closed	Closed	-
Maharashtra	Amravati	Mech-1	Closed	Closed	-
	Jamner	Medium Staple	NA	NA	-
Uttar Pradesh	Hathras	B.T. Cotton	NA	NA	-
	Hathras	Desi	NA	NA	-
Telangana	Adilabad	Un-Ginned	Closed	Closed	-
Karnataka	Bijapur	Bunny	Closed	Closed	-
	Hubli	D.C.H.	Closed	Closed	-
	Hubli	B.T. Cotton	Closed	Closed	-
	Raichur	H-44 Cotton	Closed	Closed	-

Commodity	Lint		Prices (Rs./Maund of 37.32kg each)		Change
State	Centre	Variety	17th Apr'20 to 23rd Apr'20	10th Apr'20 to 16th Apr'20	
Punjab	Bhatinda	J-34	Closed	Closed	-
	Abohar	J-34	Closed	Closed	-
	Mansa	J-34	Closed	Closed	-
Haryana	Sirsa	J-34	Closed	Closed	-
Rajasthan	Sri-Ganganagar	J-34	Closed	Closed	-

Cotton Arrivals in Key Centers:

Commodity	Kapas		Weekly Sum Arrivals (Quintal)		Change
State	Centre	Variety	17th Apr'20 to 23rd Apr'20	10th Apr'20 to 16th Apr'20	
Gujarat	Ahmedabad	Shankar-6	Closed	Closed	-
	Gondal	Shankar-6	Closed	Closed	-
	Rajkot	B.T. Cotton	Closed	Closed	-
	Patan	B.T. Cotton	Closed	Closed	-
	Kadi	B.T. Cotton	Closed	Closed	-
	Deesa	B.T. Cotton	NA	NA	-
	Dhrol	B.T. Cotton	Closed	Closed	-
Haryana	Bhiwani	B.T. Cotton	Closed	Closed	-
	Bhiwani	Desi	NA	NA	-
	Adampur	B.T. Cotton	Closed	Closed	-
	Fatehabad	B.T. Cotton	Closed	Closed	-
	Jind	B.T. Cotton	Closed	Closed	-
	Uchana	B.T. Cotton	Closed	Closed	-
	Dabwali	B.T. Cotton	Closed	Closed	-
Rajasthan	Hanumangarh	B.T. Cotton	Closed	Closed	-
	Rawatsar	B.T. Cotton	Closed	Closed	-
Madhya Pradesh	Khandwa	Mech-1	Closed	Closed	-
	Khargaon	Mech-1	Closed	Closed	-
Maharashtra	Amravati	Mech-1	Closed	Closed	-

	Jamner	Medium Staple	NA	NA	-
Uttar Pradesh	Hathras	B.T. Cotton	NA	NA	-
	Hathras	Desi	NA	NA	-
Telangana	Adilabad	Un-Ginned	Closed	Closed	-
Karnataka	Bijapur	Bunny	Closed	Closed	-
	Hubli	D.C.H.	Closed	Closed	-
	Hubli	B.T. Cotton	Closed	Closed	-
	Raichur	H-44 Cotton	Closed	Closed	-
Commodity	Lint		Weekly Sum Arrivals (Quintal)		
State	Centre	Variety	17th Apr'20 to 23rd Apr'20	10th Apr'20 to 16th Apr'20	Change
Punjab	Bhatinda	J-34	Closed	Closed	-
	Abohar	J-34	Closed	Closed	-
	Mansa	J-34	Closed	Closed	-
Haryana	Sirsa	J-34	Closed	Closed	-
Rajasthan	Sri-Ganganagar	J-34	Closed	Closed	-

Cotton Association of India Spot Rates:

Trade Name	Staple	Micronaire	Strength/ GPT	Weekly Average Prices		+/- Change
				17th Apr'20 to 23rd Apr'20	10th Apr'20 to 16th Apr'20	
Bengal Deshi (RG)/Assam Comilla (101)	Below 22mm	5.0 - 7.0	15	36300	36600	-300
Bengal Deshi (SG)(201)	Below 22mm	5.0 - 7.0	15	36700	37000	-300
J-34(202)	26mm	3.5 - 4.9	23	35250	36067	-817
H-4/ MECH-1(105)	28mm	3.5 - 4.9	27	36000	36467	-467
Shankar-6(105)	29mm	3.5 - 4.9	28	36550	37367	-817
Bunny/ Brahma(105)	31mm	3.5 - 4.9	30	36900	37367	-467
MCU-5/ Surabhi(106)	32mm	3.3 - 4.9	31	36600	37067	-467
DCH-32(107)	34mm	3.0 - 3.8	33	37100	37567	-467

Week on Week Price: Scenario of Cotton:

Commodity	Kapas		Today	Week Ago	Month Ago	Year Ago
State	Centre	Variety	25-Apr-20	18-Apr-20	26-Mar-20	26-Apr-19
Gujarat	Ahmedabad	Shankar-6	Closed	Closed	Closed	6200
	Gondal	Shankar-6	Closed	Closed	Closed	5500
	Rajkot	B.T. Cotton	Closed	Closed	Closed	5530
	Patan	B.T. Cotton	Closed	Closed	Closed	5515
	Kadi	B.T. Cotton	Closed	Closed	Closed	5550
	Deesa	B.T. Cotton	Closed	Closed	Closed	NA
	Dhrol	B.T. Cotton	Closed	Closed	Closed	NR
Haryana	Bhiwani	B.T. Cotton	Closed	Closed	NR	5600
	Bhiwani	Desi	Closed	Closed	NR	NA
	Adampur	B.T. Cotton	Closed	Closed	Closed	5350
	Fatehabad	B.T. Cotton	Closed	Closed	Closed	5350
	Jind	B.T. Cotton	Closed	Closed	Closed	5700
	Uchana	B.T. Cotton	Closed	Closed	Closed	5385
	Dabwali	B.T. Cotton	Closed	Closed	Closed	NR
Rajasthan	Hanumangarh	B.T. Cotton	Closed	Closed	Closed	Closed
	Rawatsar	B.T. Cotton	Closed	Closed	Closed	Closed
Madhya Pradesh	Khandwa	Mech-1	Closed	Closed	Closed	5491
	Khargaon	Mech-1	NR	0	0	5427
Maharashtra	Amravati	Mech-1	Closed	Closed	Closed	5300
	Jamner	Medium Staple	NA	NA	0	NA
Uttar Pradesh	Hathras	B.T. Cotton	NA	NA	0	NA
	Hathras	Desi	NA	NA	0	NA
Telangana	Adilabad	Un-Ginned	NR	NR	NR	5400
Karnataka	Bijapur	Bunny	NR	NR	NR	5929
	Hubli	D.C.H.	NR	NR	NR	NA
	Hubli	B.T. Cotton	NR	NR	NR	NA
	Raichur	H-44 Cotton	NR	NR	NR	5470
Commodity	Lint		Today	Week Ago	Month Ago	Year Ago
State	Centre	Variety	25-Apr-20	18-Apr-20	26-Mar-20	26-Apr-19
Punjab	Bhatinda	J-34	Closed	Closed	Closed	4950
	Abohar	J-34	Closed	Closed	Closed	4960
	Mansa	J-34	Closed	Closed	Closed	4940
Haryana	Sirsa	J-34	Closed	Closed	Closed	4900

Rajasthan	Sri-Ganganagar	J-34	Closed	Closed	Closed	0
-----------	----------------	------	--------	--------	--------	---

Cotton Arrivals in Key Centers:

Commodity	Kapas		Arrivals (Quintal)	Arrivals (Quintal)	Arrivals (Quintal)	Arrivals (Quintal)
State	Centre	Variety	25-Apr-20	18-Apr-20	26-Mar-20	26-Apr-19
Gujarat	Ahmedabad	Shankar-6	Closed	Closed	Closed	20400
	Gondal	Shankar-6	Closed	Closed	Closed	#N/A
	Rajkot	B.T. Cotton	Closed	Closed	Closed	#N/A
	Patan	B.T. Cotton	Closed	Closed	Closed	3450
	Kadi	B.T. Cotton	Closed	Closed	Closed	#N/A
	Deesa	B.T. Cotton	Closed	Closed	Closed	#N/A
	Dhrol	B.T. Cotton	Closed	Closed	Closed	#N/A
Haryana	Bhiwani	B.T. Cotton	Closed	Closed	NR	1200
	Bhiwani	Desi	Closed	Closed	NR	#N/A
	Adampur	B.T. Cotton	Closed	Closed	Closed	#N/A
	Fatehabad	B.T. Cotton	Closed	Closed	Closed	#N/A
	Jind	B.T. Cotton	Closed	Closed	Closed	#N/A
	Uchana	B.T. Cotton	Closed	Closed	Closed	#N/A
	Dabwali	B.T. Cotton	Closed	Closed	Closed	#N/A
Rajasthan	Hanumangarh	B.T. Cotton	Closed	Closed	Closed	#N/A
	Rawatsar	B.T. Cotton	Closed	Closed	Closed	450
Madhya Pradesh	Khandwa	Mech-1	Closed	Closed	Closed	#N/A
	Khargaon	Mech-1	NR	0	0	#N/A
Maharashtra	Amravati	Mech-1	Closed	Closed	Closed	#N/A
	Jamner	Medium Staple	NA	NA	0	#N/A
Uttar Pradesh	Hathras	B.T. Cotton	NA	NA	0	#N/A
	Hathras	Desi	NA	NA	0	#N/A
Telangana	Adilabad	Un-Ginned	NR	NR	NR	790
Karnataka	Bijapur	Bunny	NR	NR	NR	1265
	Hubli	D.C.H.	NR	NR	NR	0
	Hubli	B.T. Cotton	NR	NR	NR	0
	Raichur	H-44 Cotton	NR	NR	NR	82
Commodity	Lint		Arrivals (Quintal)	Arrivals (Quintal)	Arrivals (Quintal)	Arrivals (Quintal)
State	Centre	Variety	25-Apr-20	18-Apr-20	26-Mar-20	26-Apr-19
Punjab	Bhatinda	J-34	Closed	Closed	Closed	510
	Abohar	J-34	Closed	Closed	Closed	119
	Mansa	J-34	Closed	Closed	Closed	0
	Sirsa	J-34	Closed	Closed	Closed	85

	Sri-Ganganagar	J-34	Closed	Closed	Closed	0
--	----------------	------	--------	--------	--------	---

Disclaimer

The information and opinions contained in the document have been compiled from sources believed to be reliable. The company does not warrant its accuracy, completeness and correctness. Use of data and information contained in this report is at your own risk. This document is not, and should not be construed as, an offer to sell or solicitation to buy any commodities. This document may not be reproduced, distributed or published, in whole or in part, by any recipient hereof for any purpose without prior permission from the Company. IASL and its affiliates and/or their officers, directors and employees may have positions in any commodities mentioned in this document (or in any related investment) and may from time to time add to or dispose of any such commodities (or investment). Please see the detailed disclaimer at <http://www.agriwatch.com/Disclaimer.asp>
 © 2019 Indian Agribusiness Systems Ltd.