

COTTON WEEKLY RESEARCH REPORT

4th May 2020

Domestic market summary

Domestic market Scenario: Although CCI has entered the market for procurement, but the condition of ginning mills is not so better. The mills are unable to operate with its full capacity due to lack of availability of labour. Also, the few labour who are still in the city are migrating towards their own homes. Indian physical market is cheaper now, all merchants are buying at Rs. 33,000 to 33,700/ candy. Gujarat Shankar-6 variety cotton spot prices stood around Rs.33,500/ candy during the week. All the local cotton markets in Maharashtra, Rajasthan, Punjab, Haryana, AP and Telangana were closed due to the outbreak of Covid-19 for a longer period of around 1 month.

Weekly Price Outlook : The average price of Kapas is likely to remain between Rs. 4700-4950/q in Rajkot while the prices in Andhra Pradesh likely to hover around Rs.4100-4400/q.

Major Market Highlights:

- Slowly and steadily, the arrivals are increasing and CCI centres are opening in the phased manner by issuing the pass to the farmers for the entry in the market for selling their produce.
- Cotlook index remained (65.56 cents/lbs) higher compared to the ICE cotton future (56.28 cents/lbs).
- All India daily arrivals started with around 23,000 to 24,000 bales per day.
- Indian Rupee remained stronger between 75.11 and 76.24 during this week.

Market Highlights:

- **In Punjab, cotton has been sown in about 500 ha so far and it is likely reach to around 1.2- 1.5 lakh ha by May 20.** The state government is supplying ample amount of seeds to farmers without any delay. Due to the delay in wheat harvest this year, the cotton sowing is lagging behind by around 1 week to 10 days. As cotton does not need as much labour as required in paddy, therefore, 7-10% of paddy cultivating farmers are shifting to cotton and the state is expecting to cover the area with cotton to around 5.5 lakh ha this year (2020-21) from 4 lakh ha last year (2019-20). The suitable weather for cotton is prolonged till the end of this month. So a significant rise in area can be noticed by the end of this month this year.
- **According to the trade sources, the Indian cotton exports for the March'20 were reported much lower around 2.94 lakh bales and around 50,000 bales of organic cotton.** The exports were higher around 4 lakh bales in the previous month. In March'20, the shipments were halted due to the outbreak of Covid-19 virus in various countries and trade of 20 days was reported in March month. During the time, Bangladesh was the largest importer of 1.54 lakh bales at an average FOB of \$1.57/kg followed by China importing around 1 lakh bales at an average FOB of \$1.62/kg almost similar quantity was exported in the February month. The other export destinations of India were Indonesia (9,883 bales at 1.29 \$/Kg), Vietnam (6764 bales at \$1.62/kg).

- **The cotton procurement from different centers has started in Telangana in number of phases.** Farmers will be given tokens giving them the dates to bring their produce to the procurement centers. Purchase will be made at Jainad, Bheempur and Ichoda yards on 29th April, at Talamadugu, Bela and Boath yards on 30th April, at Tamsi, Adilabad and Mavala on 2nd May, at Jainad, Bheempur and Indervelli on 4th May and at Talamadugu, Bela and Jainad yards on 5th May. Farmers in Telangana have purchased cotton seeds on Sunday on the occasion of Akshaya trithiya. The farmers are waiting for the monsoon to occur to start the cultivation as already farmers have prepared the field particularly in Adilabad district.

Cotton Balance Sheet (India):

Cotton Balance Sheet									
In Lakh Bales(170 KGS)	2015-16	2016-17	2017-18	2018-19	2019-20*	Oct-Dec	Jan-Mar	Apr-June	July-Sept
Supply									
Opening stock	66.2	36.7	48.0	25.0	24.6	24.6	60.5	114.8	131.4
Cotton production	332.0	345.0	365.0	321.1	351.8	125.9	157.1	46.8	22.0
Imports	22.8	30.9	15.0	32.0	23.2	6.5	6.0	4.6	6.1
Total supply	421.0	412.6	428.0	378.1	399.6	157.0	223.6	166.2	159.5
Demand									
Mill consumption	270.2	262.7	288.0	265.0	218.8	74.1	76.0	21.5	47.3
Consumption by SSI	27.1	26.2	27.0	27.0	21.8	7.5	7.4	2.0	4.9
Non Mill consumption	18.0	17.5	19.0	19.5	19.1	4.9	4.4	4.9	4.9
Exports	69.1	58.2	69.0	42.0	41.2	10.0	21.0	6.4	3.8
Total Demand	384.4	364.6	403.0	353.5	300.9	96.5	108.8	34.8	60.9
Ending Stock	36.7	48.0	25.0	24.6	98.6	60.5	114.8	131.4	98.6

*All figures in Lakh Bales (of 170 Kgs. Each) Source: CAI&Agriwatch *: estimated*

As per the latest estimates by Agriwatch, cotton output in country during the season 2019-20 would be around 351.8 lakh bales (of 170 kg each) whereas 321 lakh bales was produced in 2018-19.

Following lower production, imports will rose marginally to 32 lakh bales in 2018-19 but in 2019-20 only around 23 lakh bales is expected to import in the new season.

Due to lower opening stock but estimation of higher production of cotton would increase the availability the new season at 399.6 lakh bales.

Total domestic mill consumption (excluding non- mill consumption) in 2019-20 is likely to decline by around 15% amid covid-19 pandemic to 240.6 lakh bales compared to 286 lakh bales during the previous season.

Cotton exports are expected to decline to around 41 lakh bales from earlier estimates of achieving the target of 50 lakh bales in 2019-20 season lower than the previous estimate due to the disruption caused in trade which might continue till April'20.

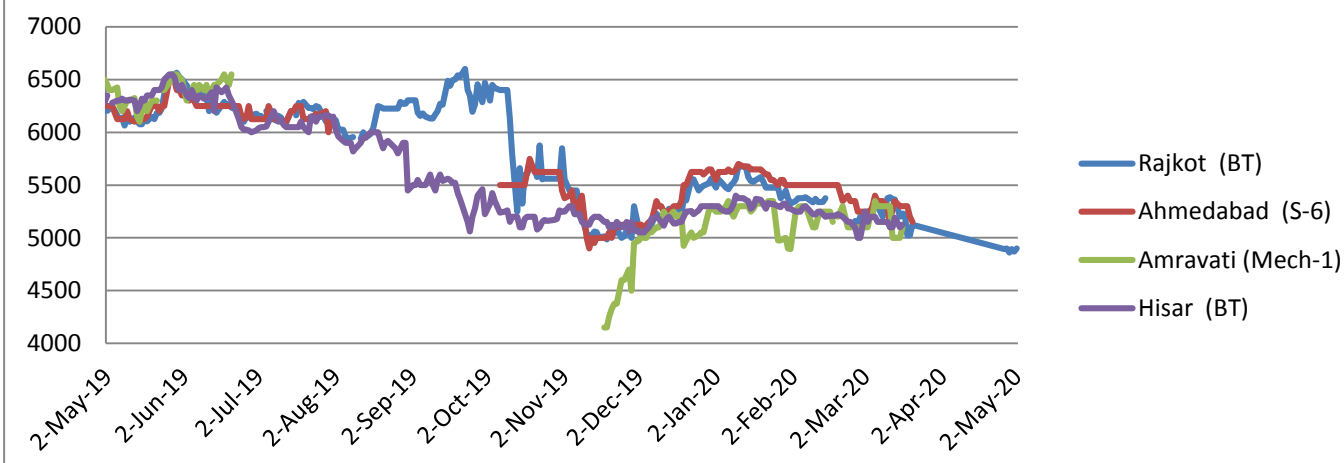
So, decline in consumption would result in higher ending stocks to around 98 lakh bales, it is higher much higher compared to the ending stocks of previous season.

Domestic Cotton Prices Scenario

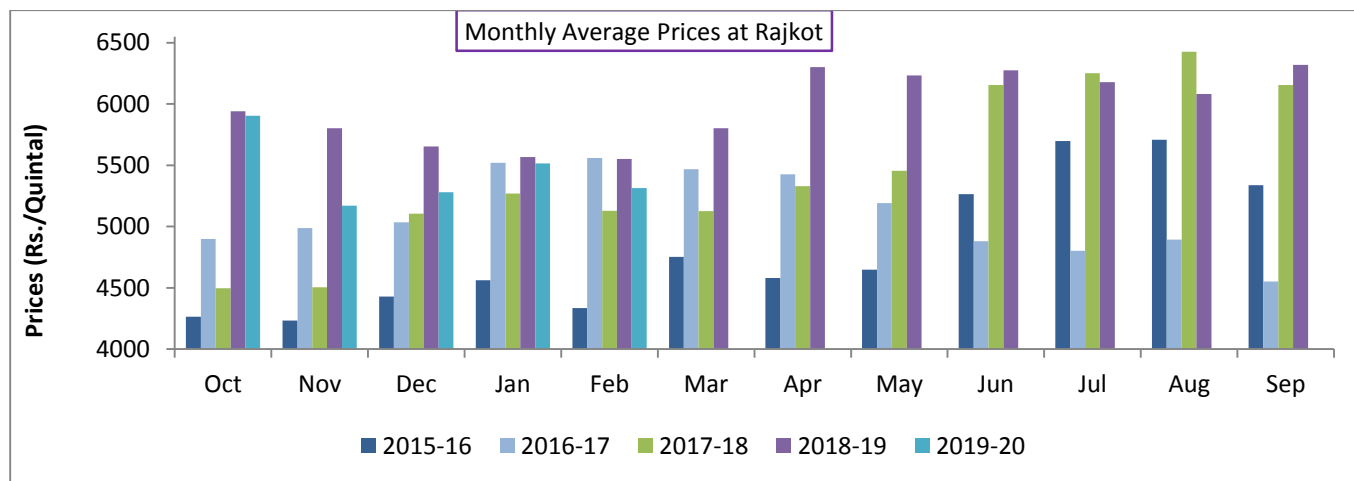
Kapas (Raw Cotton) Weekly Price Scenario

Weekly Price Review: Weekly kapas average price at Rajkot remained weaker at Rs. 4884/q during last 5 days due to the non FAQ grade cotton is arriving in the market. The prices stood at Rs. 5235/quintal before the lockdown started.

Variety wise Kapas Price trend (Rs/Qtl)



Kapas Monthly M-o-M Price Scenario

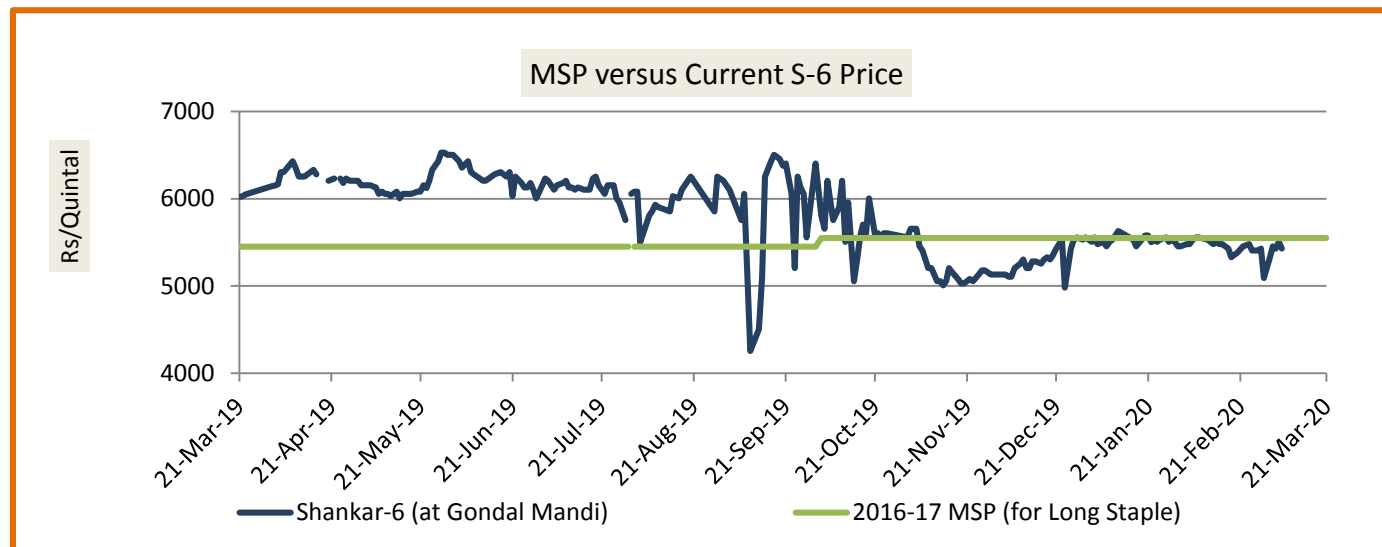


All the markets of Kapas (seed cotton) in country were closed in April month, but the same was ruling lower in March compared to the prices during the corresponding month of the previous season due to the lower demand this year.

Monthly average price of Kapas at Rajkot remained Rs. 5275 per quintal during March, which was Rs 5774/quintal during the corresponding month last year and the prices in April'19 were hovering around Rs. 6283/q. We expect Kapas prices to remain low further in the coming month (May) due to the lower demand across the country as well as in international market.

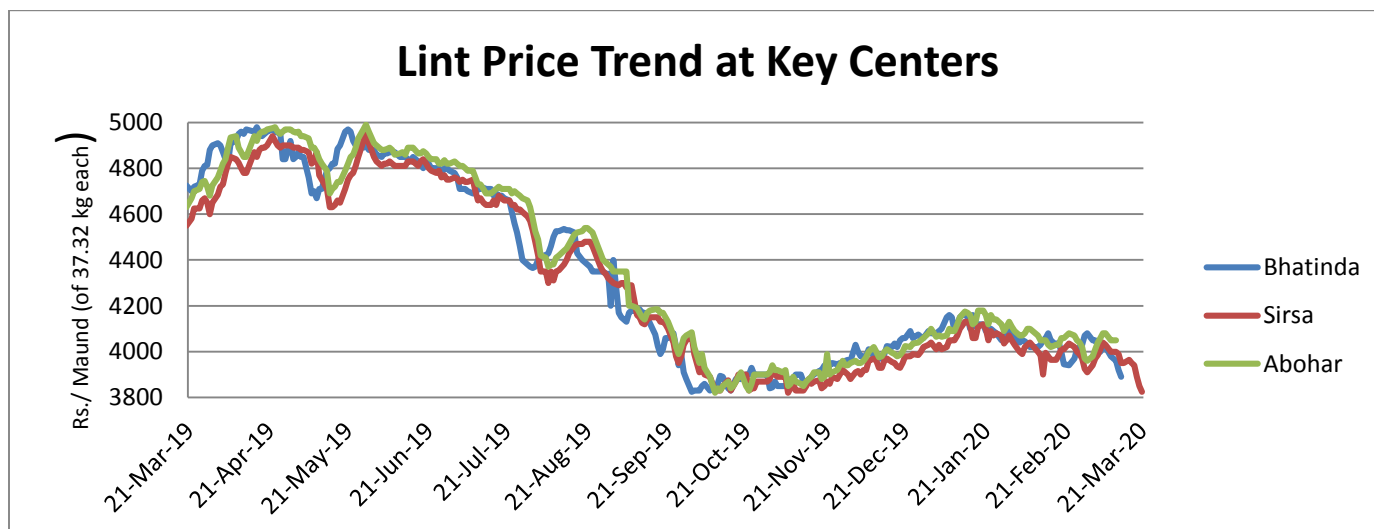
Spot Price versus MSP

The Kapas average price at Gondal market was closed this week and 3rd week of March the price ended at Rs. 5245/q. Average price in the week stood further down by around Rs.304/q from MSP (Rs.5550/q). The average gap between the spot price and MSP has slightly declined again, but due to weaker sentiments in the international market would affect the domestic price.



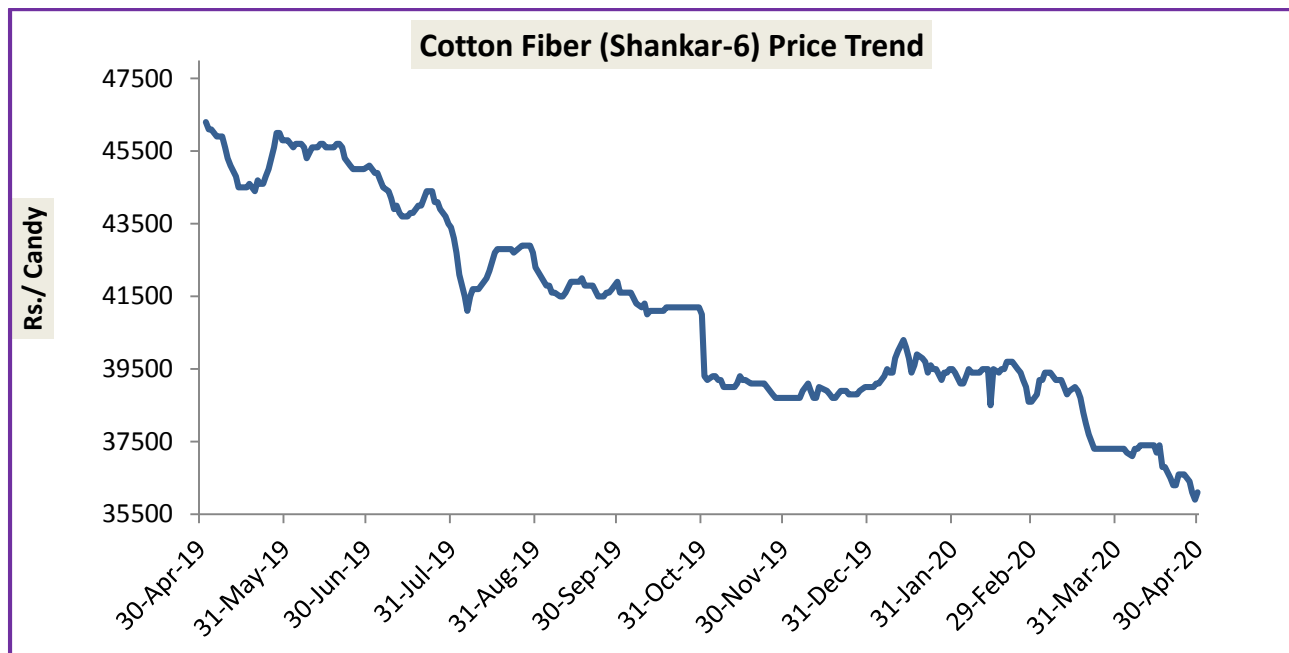
Lint price Outlook

The lint purchases are still nill across the country. But, slowly the trade is resuming few places in the country. Weekly average price of Lint at Sirsa stood down by Rs.33/q lower at Rs. 3941 per maund of 37.32 kg each, than its previous week price of Rs. 4002 per maund. The arrivals in the previous week in Bhatinda the major belt of Punjab has declined from 25500 quintals to 6562 quintals followed by Abohar with 3570 quintals and around 5700 quintals in Bhiwani, Haryana before lockdown.



Cotton Fiber price Outlook

Cotton fiber (Shankar-6) of premium quality prices stood weaker around Rs. 35,900 compared to the previous week due to the weaker demand from the mills amid sluggish functioning. Average price was Rs. 36550 per candy (of 355.6 kg each) during the last week, and were around Rs. 46,300 per candy last year during the same time. We expect cotton fiber to remain steady to weak in range of Rs 35000-37000 per candy in the coming week candy.

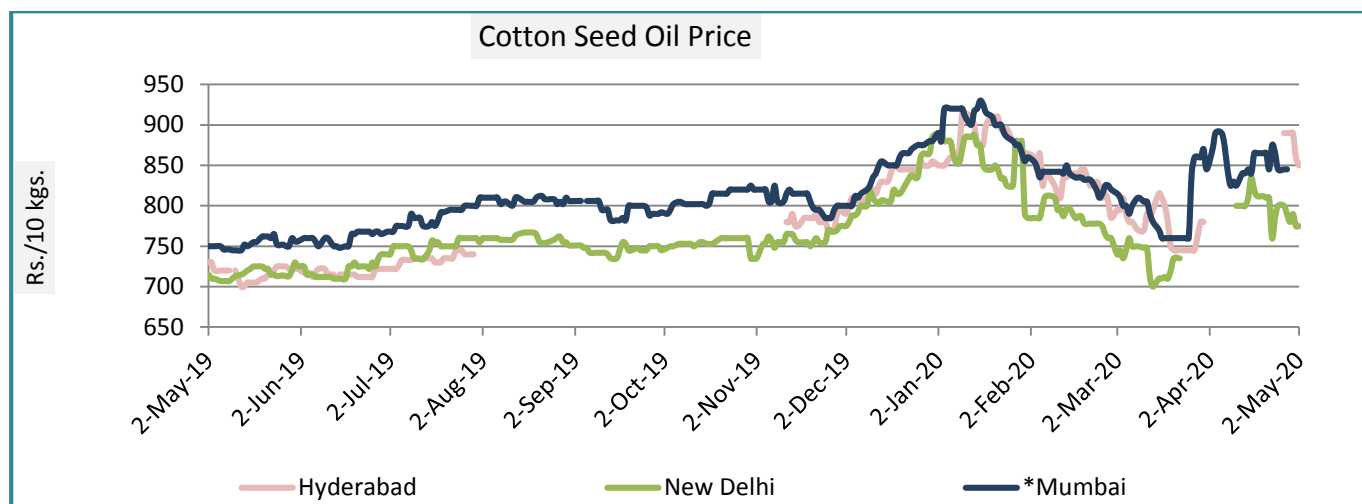


Cotton Seed Oil and Cotton Seed Oil Cake

Cotton Seed Oil weekly Price Scenario

Cotton seed oil price marginally showed weak trend all the centres during this week due to weakening in Kapas prices. Weekly average price in Hyderabad stood at Rs. 841 and in Mumbai the prices ranged between Rs. 833 and Rs.789 per 10 Kg in New Delhi.

	Weekly Average Price as on (Rs/10 kg.)		% Change
	30-Apr-20	23-Apr-20	
New Delhi	789	798	-1.13
Rajkot	834	820	1.73
Hyderabad	841	878	-4.27
Mumbai	833	857	-2.82

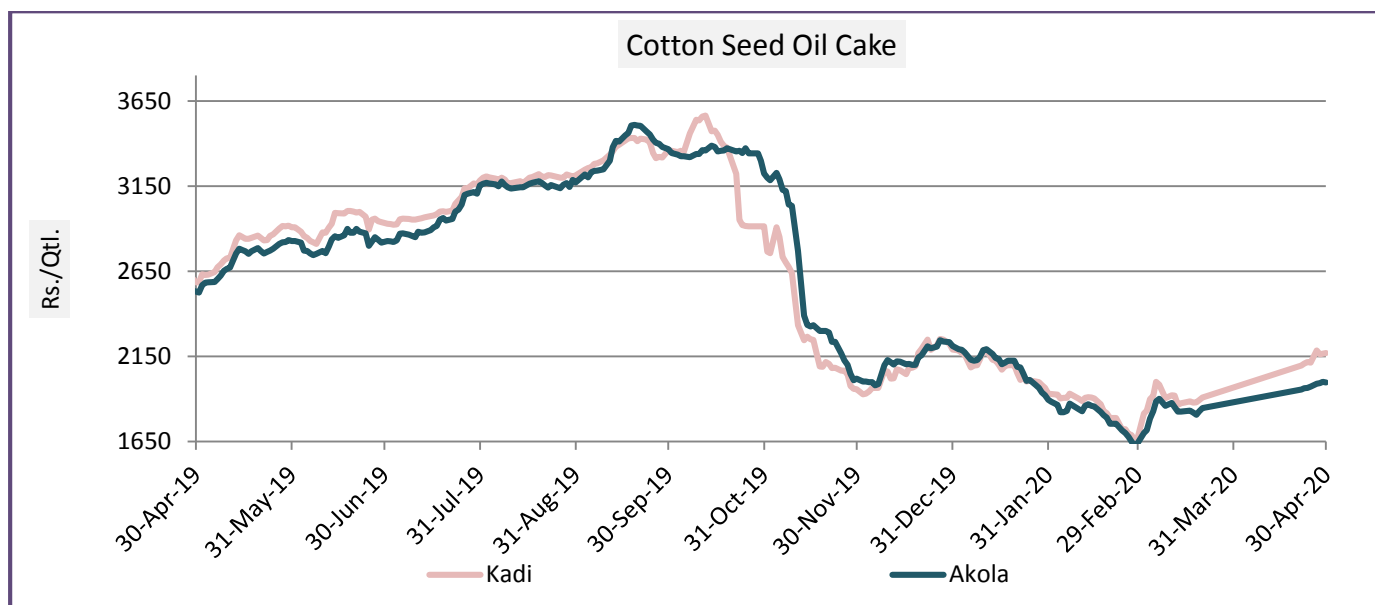


Cotton Seed Oil Cake weekly Price Scenario

NCDEX Cotton seed oil cake futures prices remained weaker in the last week. Only chances of buying until the prices crosses over 1900 levels. The NCDEX spot prices in Kadi and Akola stood at Rs. 2152/q and Rs.1986/q respectively as per the moderate demand. Subsequently, states like Maharashtra, Punjab and Telangana had issued guidelines to allow procurement operations of Kapas. While, Cocudaki is getting support at 1817 and below same could see a test of 1770 levels, and resistance is now likely to be seen at 1913. The prices are lower compared to the previous year due to the shortage of crop in the previous year. Weekly average price in Akola was Rs. 1866 per quintal before lockdown in March.

Centers	Weekly Average Price as on (Rs/quintal.)*		% Change
	23-Apr-20	16-Apr-20	
Kadi	2152	Closed	-
Akola	1986	Closed	-

*Source: NCDEX



International Market Scenario

International US cotton spot prices stood slightly firm at 56.57 cents/lbs during the week. Also Cotlook A index weekly average stood firm at 65.54 cents/pound this week, which was 63.75 at cents/pound during last week.

Major Market Highlights:

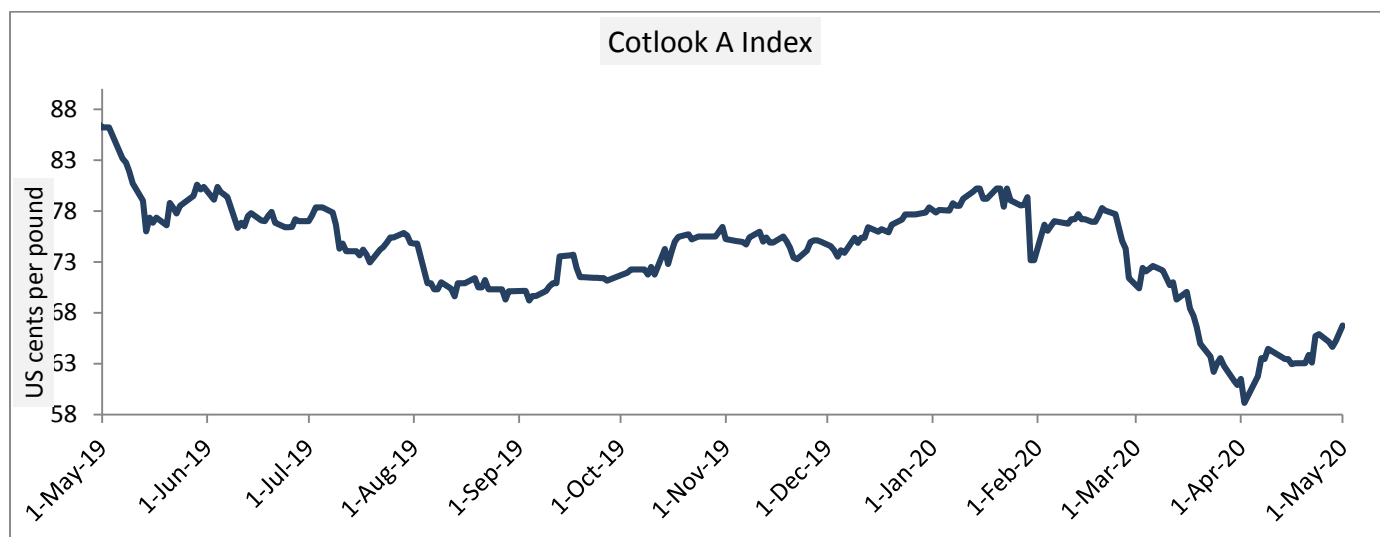
- ICAC highlights in its report that global cotton consumption is likely to decline by 12% this year (2019-20),** reducing global trade to 8.26 million tonnes amid pandemic across the globe. In 2020-21, global area is projected to decrease by 4% to 33 million hectares, with India remaining the top regarding the sown area to around 12 million hectares. The current price projection for the year-end 2019-20 average of the Cotlook A Index has been revised to 71.4 cents per pound this month. The price projection for the year-end 2020-21 average of the A Index is 56.9 cents per pound this month.
- A drop in cotton production is estimated in Egypt to around 39 lakh bales from the 44.8 lakh bales** attributing that to the reduction of yields due to the lower quality of seeds and losses due to whitefly infestation this year. Also, the reduced prices in 2019-20 discouraged the cultivation and expecting that this may continue in the coming season. India imports the Egyptian cotton of premium quality and other countries including Pakistan, Bangladesh, Greece, Germany and Italy in 2019-20 MY and expected to remain same in 2020-21. The Egyptian exports are likely to increase by 14% in 2020-21 amid lower prices that would attract the countries to the Egyptian produce.
- No trading activity was reported in the local cotton market in Pakistan during the last one and a half months because of the** lock down due to the coronavirus. Textile and spinning mills are busy in receiving deliveries of imported cotton from abroad while ginneries were looking for buyers as there was no business in the market. Ginneries were in panic like situation as they had the stock of 5 lac bales. The sowing of cotton is

successfully going on. Cotton production is expected to increase. The new crop of cotton is expected to start arriving partially from the month of June in Sindh.

Cotlook A Index

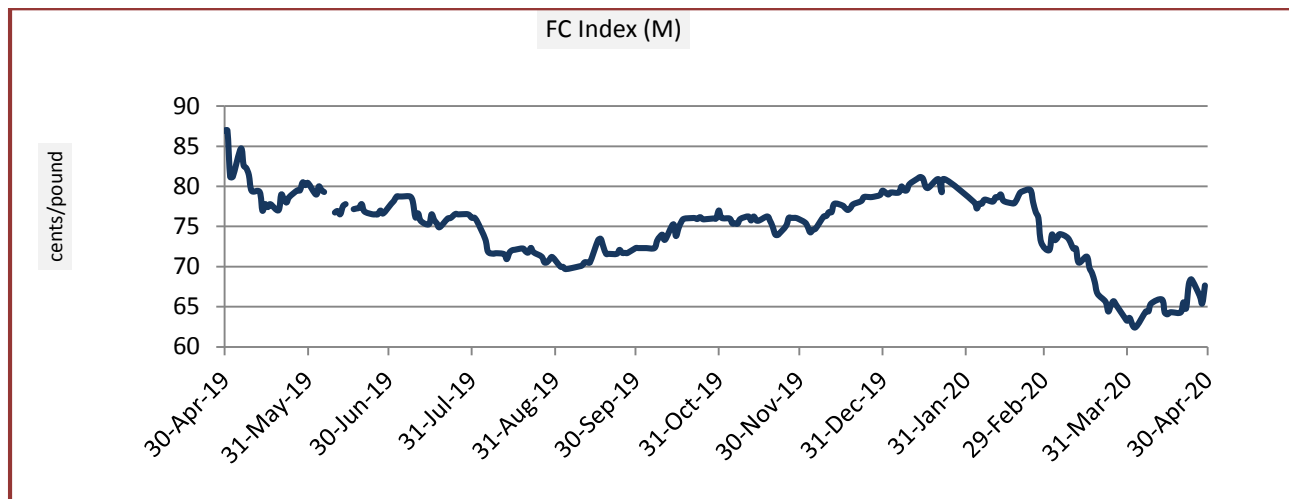
Cotlook A index noticed slightly firm in last week as China committed to buy cotton from USA as China commenced the operations of textile industry. The Cotlook A Index was at 65.54 cents/lb higher than the previous week (63.75 cents/lb) and much lower compared to the previous month due to the global economic breakdown after the outbreak of coronavirus in world.

Cotlook A Index	Weekly Average Price change as on		% Change
	30-Apr-20	23-Apr-20	
Prices	65.54	63.75	2.81
Prices in US cents per Pound			

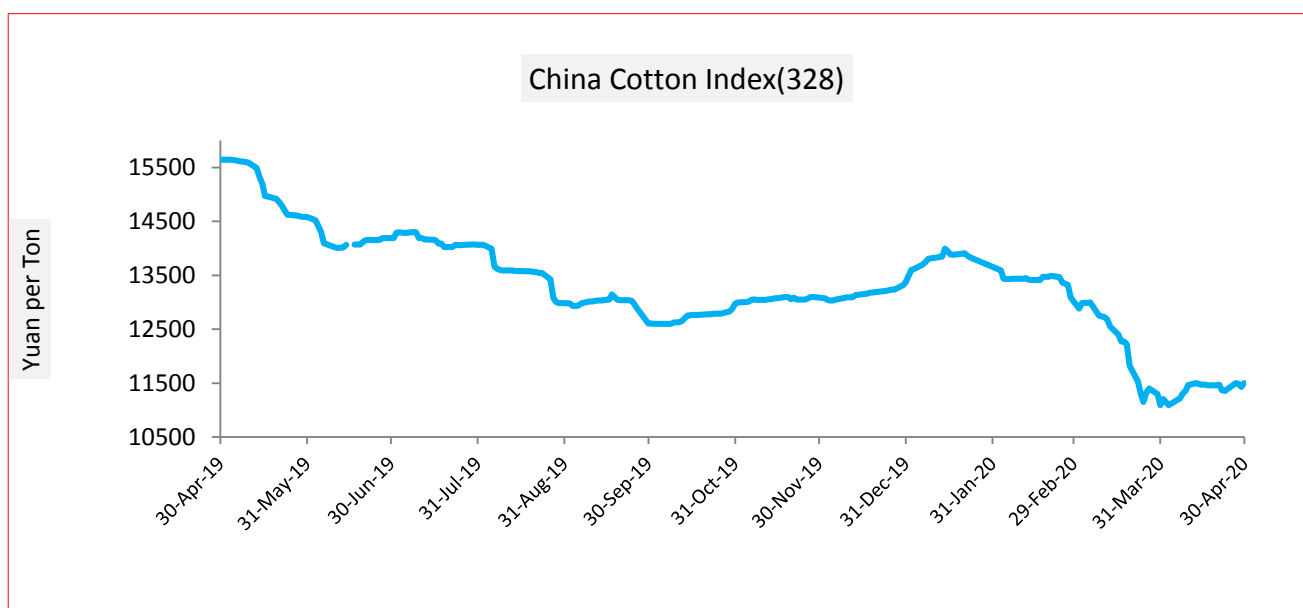


China Cotton Index and Foreign Cotton Index

Cotton Index	Weekly Average Price as on		% Change
	30-Apr-20	23-Apr-20	
FC (S)	70.73	68.96	2.56
FC (M)	67.13	65.35	2.72
FC (L)	64.50	62.72	2.84
Prices in US cents per Pound			



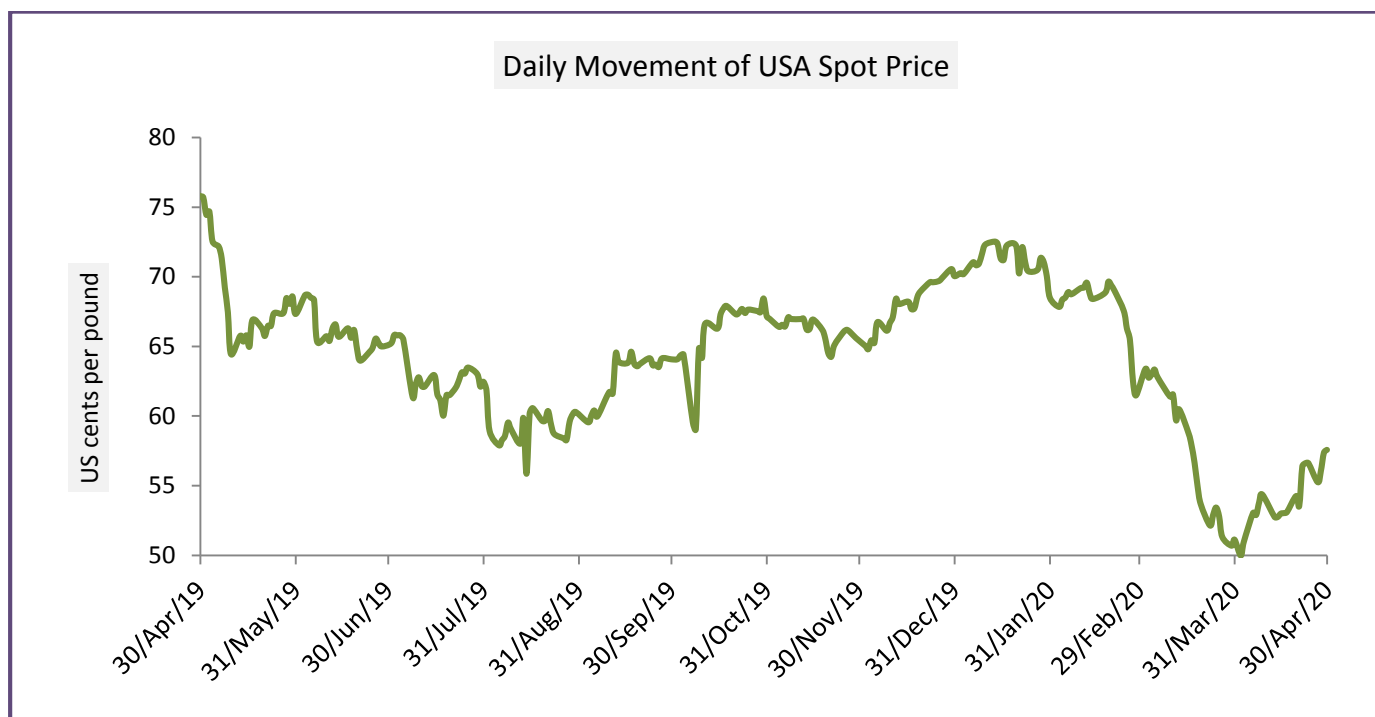
Cotton Index	Weekly Average Price as on		% Change
	30-Apr-20	23-Apr-20	
CCIndex(328)	11454.20	11424.00	0.26
CCIndex(527)	10691.60	10656.40	0.33
CCIndex(229)	11765.00	11759.00	0.05
Prices in Yuan per ton			



USA Spot Prices

The US cotton prices slightly moved up as of good export sales report by USDA. In April, China purchased 439,200 running bales for 2019-2020 and canceled 183,000 bales. In 2020-21, purchases have totaled 137,500 running bales. Shipments were a disappointment and showed no signs of the need for the cotton at only 183,000 running bales. The US was discussing an increase in tariffs and other methods to force China to make reparations for losses resulting from the virus that they unleashed on the world.

USA Spot Prices	Monthly Average Price as on		% Change
	30-Apr-20	23-Apr-20	
Prices	56.57	54.79	3.25
Prices in US cents per Pound			



Pakistan Spot Prices

No trading activity was reported in the local cotton market. The sowing of cotton is successfully going on. Cotton production is expected to increase. The new crop of cotton is expected to start arriving partially from the month of June in Sindh. There is no export demand. Textile and spinning mills are busy in receiving deliveries of imported cotton from abroad while ginneries were looking for buyers as there was no business in the market. Ginneries were in panic like situation as they had the stock of 5 lakh bales. It is expected that there will be 3.5 to 4 lakh bales will be in the stock which will be sold at low price as an old crop at the start of the season. Also, the trading activity reduced in Ramazan due to which selling of cotton becomes more difficult.

Karachi Spot Prices	Weekly Average Price as on		% Change
	30-Apr-20	23-Apr-20	
Prices	8960	8960	0.00
Prices in Rs per 37.32 Kg			

Commodity: Cotton
Contract: May

Exchange: MCX
Expiry: May 29, 2020



Technical Commentary:

- Cotton 29 mm MCX Jan contract faces resistance at 17100.
- Relative strength indicator (RSI) reached the neutral region.
- Both Price & open interested decreased indicating long buildup.

We will advise traders to buy today.

Strategy: Buy

Intraday Supports & Resistances			S2	S1	PCP	R1	R2
Cotton	MCX	May	16063	16145	16350	16540	16888
			Call	Entry	T1	T2	SL
Cotton	MCX	May	Buy	16325	16375	16415	16295

* Do not carry-forward the position next day.

Commodity: Cotton Seed oil Cake
Contract: May

Exchange: NCDEX
Expiry: May 20, 2020



Technical Commentary:

- Overall Candlestick pattern depicts steady to bearish movement.
- RSI reached in the neutral region.
- Prices closed below 9 and 18 days EMAs.
- Both Price & open interested decreased indicating long liquidation.

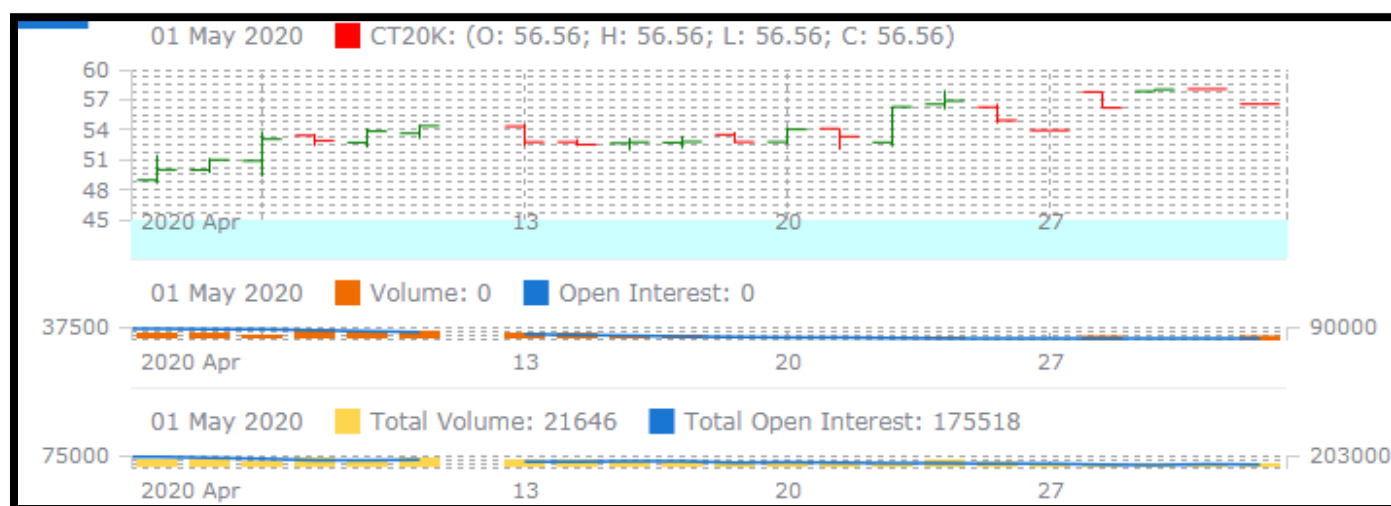
We will advise traders to sell today.

Strategy: **Sell**

Intraday Supports & Resistances			S2	S1	PCP	R1	R2
Cotton oil cake	NCDEX	May	1770	1820	1882	1980	2065
Intraday Trade Call			Call	Entry	T1	T2	SL
Cotton oil cake	NCDEX	May	Sell	1892	1877	1862	1901

* Do not carry-forward the position next day.

Technical Analysis of Cotton Future (Mar'20 Contract) at ICE



- Candlesticks denote bearish movement in the market.
- Both Total volume & Open Interest decreased compared to last week.
- We expect cotton prices to remain weak in the coming week.

Expected Price Range During Coming month

Expected Trend	Expected Trading Band
Range bound to BearishMomentum	48-60

Expected Support and Resistance

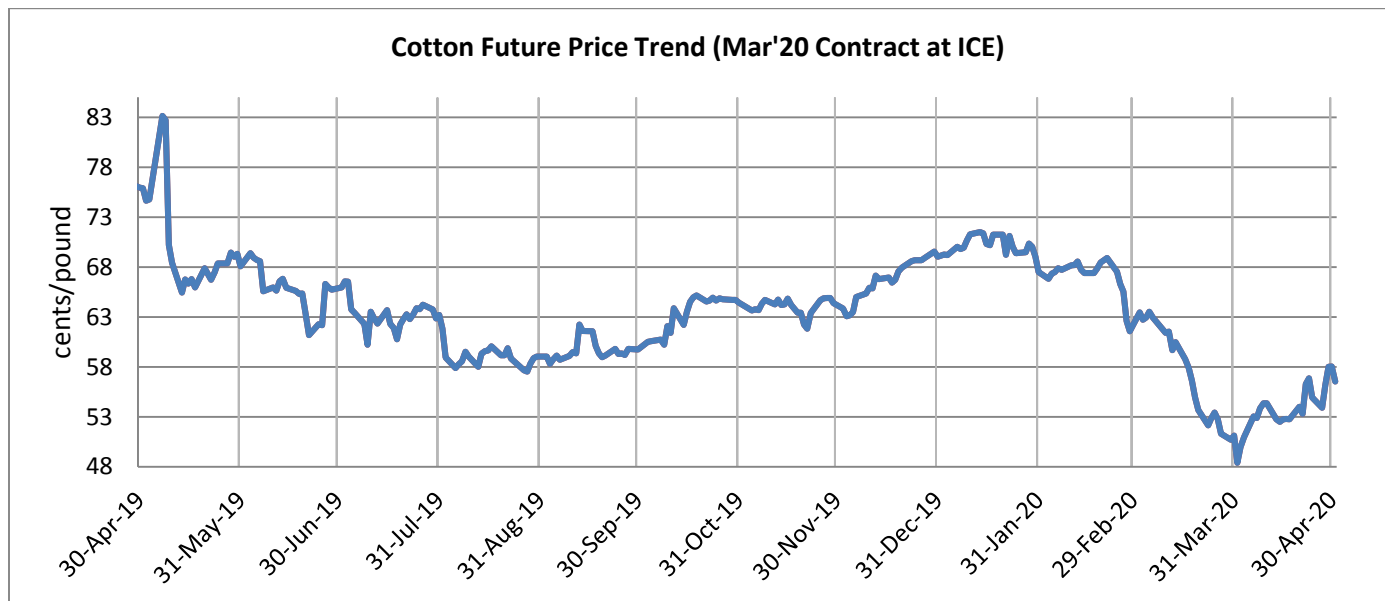
Support 1	Support 2	Resistance 1	Resistance 2
48	52	57	61

Figures in US cents/pound

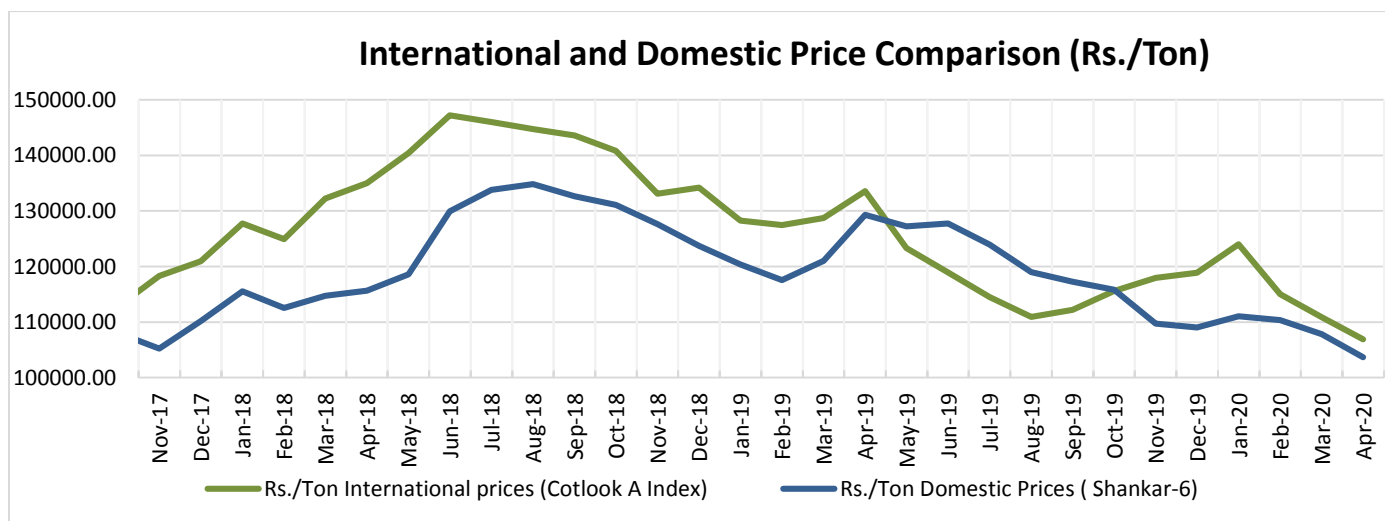
Cotton Future Prices at ICE

Cotton Prices in Future Contract on ICE						Prices in cents/Lb	
Contracts	1-May-20	2-Apr-20 (1 month ago)	31-Jan-20 (3 months ago)	4-Nov-19 (6 months ago)	2-May-19 (a year ago)	% Change over a month	% Change over previous year
1-May-20	56.56	49.99	68.31	66.52	75.91	13.14	-25.49
1-Jul-20	55.84	49.76	69.19	67.49	76.71	12.22	-27.21
1-Oct-20	57.24	51.02	68.92	67.39	75.48	12.19	-24.17
1-Dec-20	57.52	51.12	68.73	63.66	75.53	12.52	-23.84
1-Mar-21	58.62	52.17	69.42	65.27	75.99	12.36	-22.86

Future Price Trend (Active Contract):



International and Domestic Price Comparison



Cotton Prices at Key Spot Markets:

Commodity	Kapas		Weekly Average Prices (Rs./Quintal)		Change
State	Centre	Variety	24th Apr'20 to 30th Apr'20	17th Apr'20 to 23rd Apr'20	
Gujarat	Ahmedabad	Shankar-6	Closed	Closed	-
	Gondal	Shankar-6	Closed	Closed	-
	Rajkot	B.T. Cotton	4888	Closed	-
	Patan	B.T. Cotton	4300	Closed	-
	Kadi	B.T. Cotton	4750	Closed	-
	Deesa	B.T. Cotton	NA	NA	-
	Dhrol	B.T. Cotton	Closed	Closed	-
Haryana	Bhiwani	B.T. Cotton	Closed	Closed	-
	Bhiwani	Desi	NA	NA	-
	Adampur	B.T. Cotton	Closed	Closed	-
	Fatehabad	B.T. Cotton	Closed	Closed	-
	Jind	B.T. Cotton	Closed	Closed	-
	Uchana	B.T. Cotton	Closed	Closed	-
	Dabwali	B.T. Cotton	Closed	Closed	-
Rajasthan	Hanumangarh	B.T. Cotton	Closed	Closed	-
	Rawatsar	B.T. Cotton	Closed	Closed	-
Madhya Pradesh	Khandwa	Mech-1	Closed	Closed	-
	Khargaon	Mech-1	Closed	Closed	-
Maharashtra	Amravati	Mech-1	Closed	Closed	-
	Jamner	Medium Staple	NA	NA	-
Uttar Pradesh	Hathras	B.T. Cotton	NA	NA	-
	Hathras	Desi	NA	NA	-
Telangana	Adilabad	Un-Ginned	Closed	Closed	-
Karnataka	Bijapur	Bunny	Closed	Closed	-
	Hubli	D.C.H.	Closed	Closed	-
	Hubli	B.T. Cotton	Closed	Closed	-
	Raichur	H-44 Cotton	Closed	Closed	-
Commodity	Lint		Prices (Rs./Maund of 37.32kg each)		Change
State	Centre	Variety	24th Apr'20 to 30th Apr'20	17th Apr'20 to 23rd Apr'20	
Punjab	Bhatinda	J-34	Closed	Closed	-

	Abohar	J-34	Closed	Closed	-
	Mansa	J-34	Closed	Closed	-
Haryana	Sirsa	J-34	Closed	Closed	-
Rajasthan	Sri-Ganganagar	J-34	Closed	Closed	-

Cotton Arrivals in Key Centers:

Commodity	Kapas		Weekly Sum Arrivals (Quintal)		Change
State	Centre	Variety	24th Apr'20 to 30th Apr'20	17th Apr'20 to 23rd Apr'20	
Gujarat	Ahmedabad	Shankar-6	Closed	Closed	-
	Gondal	Shankar-6	Closed	Closed	-
	Rajkot	B.T. Cotton	5305	Closed	-
	Patan	B.T. Cotton	2265	Closed	-
	Kadi	B.T. Cotton	1000	Closed	-
	Deesa	B.T. Cotton	NA	NA	-
	Dhrol	B.T. Cotton	Closed	Closed	-
Haryana	Bhiwani	B.T. Cotton	Closed	Closed	-
	Bhiwani	Desi	NA	NA	-
	Adampur	B.T. Cotton	Closed	Closed	-
	Fatehabad	B.T. Cotton	Closed	Closed	-
	Jind	B.T. Cotton	Closed	Closed	-
	Uchana	B.T. Cotton	Closed	Closed	-
	Dabwali	B.T. Cotton	Closed	Closed	-
Rajasthan	Hanumangarh	B.T. Cotton	Closed	Closed	-
	Rawatsar	B.T. Cotton	Closed	Closed	-
Madhya Pradesh	Khandwa	Mech-1	Closed	Closed	-
	Khargaon	Mech-1	Closed	Closed	-
Maharashtra	Amravati	Mech-1	Closed	Closed	-
	Jamner	Medium Staple	NA	NA	-
Uttar Pradesh	Hathras	B.T. Cotton	NA	NA	-
	Hathras	Desi	NA	NA	-
Telangana	Adilabad	Un-Ginned	Closed	Closed	-
Karnataka	Bijapur	Bunny	Closed	Closed	-
	Hubli	D.C.H.	Closed	Closed	-
	Hubli	B.T. Cotton	Closed	Closed	-
	Raichur	H-44 Cotton	Closed	Closed	-

Commodity	Lint		Weekly Sum Arrivals (Quintal)		
State	Centre	Variety	24th Apr'20 to 30th Apr'20	17th Apr'20 to 23rd Apr'20	Change
Punjab	Bhatinda	J-34	Closed	Closed	-
	Abohar	J-34	Closed	Closed	-
	Mansa	J-34	Closed	Closed	-
Haryana	Sirsa	J-34	Closed	Closed	-
Rajasthan	Sri-Ganganagar	J-34	Closed	Closed	-

Cotton Association of India Spot Rates:

Trade Name	Staple	Micronaire	Strength/ GPT	Weekly Average Prices		+/- Change
				24th Apr'20 to 30th Apr'20	17th Apr'20 to 23rd Apr'20	
Bengal Deshi (RG)/Assam Comilla (101)	Below 22mm	5.0 - 7.0	15	35917	36300	-383
Bengal Deshi (SG)(201)	Below 22mm	5.0 - 7.0	15	36317	36700	-383
J-34(202)	26mm	3.5 - 4.9	23	34983	35250	-267
H-4/ MECH-1(105)	28mm	3.5 - 4.9	27	35400	36000	-600
Shankar-6(105)	29mm	3.5 - 4.9	28	36283	36550	-267
Bunny/ Brahma(105)	31mm	3.5 - 4.9	30	36550	36900	-350
MCU-5/ Surabhi(106)	32mm	3.3 - 4.9	31	36250	36600	-350
DCH-32(107)	34mm	3.0 - 3.8	33	36750	37100	-350

Week on Week Price: Scenario of Cotton:

Commodity	Kapas		Today	Week Ago	Month Ago	Year Ago
State	Centre	Variety	2-May-20	25-Apr-20	1-Apr-20	3-May-19
Gujarat	Ahmedabad	Shankar-6	Closed	Closed	Closed	6250
	Gondal	Shankar-6	Closed	Closed	Closed	5500
	Rajkot	B.T. Cotton	4900	Closed	Closed	5530
	Patan	B.T. Cotton	4255	Closed	Closed	5515
	Kadi	B.T. Cotton	4750	Closed	Closed	5550
	Deesa	B.T. Cotton	NA	Closed	Closed	NA
	Dhrol	B.T. Cotton	NA	Closed	Closed	NR

Haryana	Bhiwani	B.T. Cotton	Closed	Closed	Closed	5600
	Bhiwani	Desi	Closed	Closed	Closed	NA
	Adampur	B.T. Cotton	Closed	Closed	Closed	5350
	Fatehabad	B.T. Cotton	Closed	Closed	Closed	5350
	Jind	B.T. Cotton	Closed	Closed	Closed	5700
	Uchana	B.T. Cotton	Closed	Closed	Closed	5385
	Dabwali	B.T. Cotton	Closed	Closed	Closed	NR
Rajasthan	Hanumangarh	B.T. Cotton	Closed	Closed	Closed	Closed
	Rawatsar	B.T. Cotton	Closed	Closed	Closed	Closed
Madhya Pradesh	Khandwa	Mech-1	Closed	Closed	Closed	5491
	Khargaon	Mech-1	NR	0	0	5427
Maharashtra	Amravati	Mech-1	NA	Closed	Closed	5300
	Jamner	Medium Staple	NA	0	0	NA
Uttar Pradesh	Hathras	B.T. Cotton	NA	NA	0	NA
	Hathras	Desi	NA	NA	0	NA
Telangana	Adilabad	Un-Ginned	NR	NR	NR	5400
Karnataka	Bijapur	Bunny	NR	NR	NR	5929
	Hubli	D.C.H.	NR	NR	NR	NA
	Hubli	B.T. Cotton	NR	NR	NR	NA
	Raichur	H-44 Cotton	NR	NR	NR	5470
Commodity	Lint		Today	Week Ago	Month Ago	Year Ago
State	Centre	Variety	2-May-20	25-Apr-20	1-Apr-20	3-May-19
Punjab	Bhatinda	J-34	Closed	Closed	Closed	4840
	Abohar	J-34	Closed	Closed	Closed	4940
	Mansa	J-34	Closed	Closed	Closed	4900
Haryana	Sirsa	J-34	Closed	Closed	Closed	4880
Rajasthan	Sri-Ganganagar	J-34	Closed	Closed	Closed	0

Cotton Arrivals in Key Centers:

Commodity	Kapas		Arrivals (Quintal)	Arrivals (Quintal)	Arrivals (Quintal)	Arrivals (Quintal)
State	Centre	Variety	2-May-20	25-Apr-20	1-Apr-20	3-May-19
Gujarat	Ahmedabad	Shankar-6	Closed	Closed	Closed	17000
	Gondal	Shankar-6	Closed	Closed	Closed	#N/A
	Rajkot	B.T. Cotton	1400	Closed	Closed	#N/A
	Patan	B.T. Cotton	2865	Closed	Closed	3450

	Kadi	B.T. Cotton	700	Closed	Closed	#N/A
	Deesa	B.T. Cotton	NA	Closed	Closed	#N/A
	Dhrol	B.T. Cotton	NA	Closed	Closed	#N/A
Haryana	Bhiwani	B.T. Cotton	Closed	Closed	Closed	1200
	Bhiwani	Desi	Closed	Closed	Closed	#N/A
	Adampur	B.T. Cotton	Closed	Closed	Closed	#N/A
	Fatehabad	B.T. Cotton	Closed	Closed	Closed	#N/A
	Jind	B.T. Cotton	Closed	Closed	Closed	#N/A
	Uchana	B.T. Cotton	Closed	Closed	Closed	#N/A
	Dabwali	B.T. Cotton	Closed	Closed	Closed	#N/A
Rajasthan	Hanumangarh	B.T. Cotton	Closed	Closed	Closed	#N/A
	Rawatsar	B.T. Cotton	Closed	Closed	Closed	0
Madhya Pradesh	Khandwa	Mech-1	Closed	Closed	Closed	#N/A
	Khargaon	Mech-1	NR	0	0	#N/A
Maharashtra	Amravati	Mech-1	NA	Closed	Closed	#N/A
	Jamner	Medium Staple	NA	0	0	#N/A
Uttar Pradesh	Hathras	B.T. Cotton	NA	NA	0	#N/A
	Hathras	Desi	NA	NA	0	#N/A
Telangana	Adilabad	Un-Ginned	NR	NR	NR	0
Karnataka	Bijapur	Bunny	NR	NR	NR	870
	Hubli	D.C.H.	NR	NR	NR	0
	Hubli	B.T. Cotton	NR	NR	NR	0
	Raichur	H-44 Cotton	NR	NR	NR	45
Commodity	Lint		Arrivals (Quintal)	Arrivals (Quintal)	Arrivals (Quintal)	Arrivals (Quintal)
State	Centre	Variety	2-May-20	25-Apr-20	1-Apr-20	3-May-19
Punjab	Bhatinda	J-34	Closed	Closed	Closed	255
	Abohar	J-34	Closed	Closed	Closed	0
	Mansa	J-34	Closed	Closed	Closed	0
	Sirsa	J-34	Closed	Closed	Closed	85
	Sri-Ganganagar	J-34	Closed	Closed	Closed	0

Disclaimer

The information and opinions contained in the document have been compiled from sources believed to be reliable. The company does not warrant its accuracy, completeness and correctness. Use of data and information contained in this report is at your own risk. This document is not, and should not be construed as, an offer to sell or solicitation to buy any commodities. This document may not be reproduced, distributed or published, in whole or in part, by any recipient hereof for any purpose without prior permission from the Company. IASL and its affiliates and/or their officers, directors and employees may have positions in any commodities mentioned in this document (or in any related investment) and may from time to time add to or dispose of any such commodities (or investment). Please see the detailed disclaimer at <http://www.agriwatch.com/Disclaimer.asp>

© 2020 Indian Agribusiness Systems Ltd.

