

COTTON WEEKLY RESEARCH REPORT
18th May 2020**Domestic market summary**

Domestic market Scenario: The revival of textile industry seems very slow as all the labour force have been headed to their homes. The ginning mills are not working with half of its capacity. Only 10% mills in Gujarat and around 20-25% mills in Maharashtra are working during the lockdown for 8-10 hours per day. And ginning mills are facing in the piling inventories due to the shortage of storage spaces and the stock is not being sold in the market due to the lack of demand. As 4th phase of lockdown is going to start after 18th May'20, as the government announces some ease in lockdown then there is possibility that purchasing power increases in the market and thus results in the liquidity of cotton in the industry. In this case, the prices might rise from the existing prices range. Indian physical market is cheaper now, all merchants are buying at Rs. 32,250 to 32,550/ candy. Gujarat Shankar-6 variety cotton spot prices stood around Rs.33,540/ candy during the week.

Weekly Price Outlook : The average price of Kapas is likely to remain between Rs. 4600-4850/q in Rajkot while the prices in Andhra Pradesh likely to hover around Rs.4400-4700/q.

Major Market Highlights:

- The Indian cotton is cheaper in the international market making a way for good exports. The industry already have signs of good demand from Bangladesh and China.
- Cotlook index remained steady (64.68 cents/lbs) higher compared to the ICE cotton future (56.43 cents/lbs).
- All India daily arrivals started with around 40,000 to 50,000 bales per day.
- Indian Rupee remained stronger between 74.47 and 75.74 during this week.

Market Highlights:

- CCI continued buying cotton from the farmers while the demand for cotton remained very low in in the market. The functioning of ginning mills remained halted in many districts across India. Only few mills are working that falls under CCI. The mills are unable to operate with its fill capacity due to lack of availability of labour around 20-30% mills are working in Maharashtra while only 10% mills are working in Gujarat for around 8-10 hours. While only few mills are working in Adilabad of Telangana after the cotton procurement started in the district last week. Some ginners in Gujarat are able to get the export contracts form Vietnam, Bangladesh and China due to cheaper Indian cotton prices against the international cotton.
- The unseasonal rains in Maharashtra is likely to affect the harvested cotton while in some areas the heat is likely to reduce the moisture content of cotton. Mostly the non-FAQ grade cotton is with the farmers and they don't have space for the storage. Therefore, the unsold stock is at risk of damage. As CCI only procures FAQ grade cotton and only 50trucks are being bought per day from the registered farmers while some farmers are struggling for registering themselves. The private traders are buying cotton at Rs.3000-3500/q of non- FAQ grade.

- The Cotton Corporation of India (CCI) has announced bulk discount for cotton bales with it from 2018-2019 and 2019-2020 cotton seasons. The discount scheme will be applicable for purchase of cotton pertaining to crop year 2018-19 & 2019-20 for the sales made from 4th May'20 till 31st May'20. The incentive for export could receive another boost as these incentives are implemented. The Cotton Association of India is requesting a 5-10% duty drawback on both yarn and fiber exports. The challenge is to provide incentive for spinners at a time of very uncertain demand. The fall in INR against USD and strength in ICE cotton futures has continued to increase the advantage of Indian cotton exports.

Cotton Balance Sheet (India):

Cotton Balance Sheet									
In Lakh Bales(170 KGS)	2015-16	2016-17	2017-18	2018-19	2019-20*	Oct-Dec	Jan-Mar	Apr-June	July-Sept
Supply									
Opening stock	66.2	36.7	48.0	25.0	24.6	24.6	60.5	114.8	131.4
Cotton production	332.0	345.0	365.0	321.1	351.8	125.9	157.1	46.8	22.0
Imports	22.8	30.9	15.0	32.0	23.2	6.5	6.0	4.6	6.1
Total supply	421.0	412.6	428.0	378.1	399.6	157.0	223.6	166.2	159.5
Demand									
Mill consumption	270.2	262.7	288.0	265.0	218.8	74.1	76.0	21.5	47.3
Consumption by SSI	27.1	26.2	27.0	27.0	21.8	7.5	7.4	2.0	4.9
Non Mill consumption	18.0	17.5	19.0	19.5	19.1	4.9	4.4	4.9	4.9
Exports	69.1	58.2	69.0	42.0	41.2	10.0	21.0	6.4	3.8
Total Demand	384.4	364.6	403.0	353.5	300.9	96.5	108.8	34.8	60.9
Ending Stock	36.7	48.0	25.0	24.6	98.6	60.5	114.8	131.4	98.6

All figures in Lakh Bales (of 170 Kgs. Each) Source: CAI&Agriwatch *: estimated

As per the latest estimates by Agriwatch, cotton output in country during the season 2019-20 would be around 351.8 lakh bales (of 170 kg each) whereas 321 lakh bales was produced in 2018-19.

Following lower production, imports will rise marginally to 32 lakh bales in 2018-19 but in 2019-20 only around 23 lakh bales is expected to import in the new season.

Due to lower opening stock but estimation of higher production of cotton would increase the availability the new season at 399.6 lakh bales.

Total domestic mill consumption (excluding non- mill consumption) in 2019-20 is likely to decline by around 15% amid covid-19 pandemic to 240.6 lakh bales compared to 286 lakh bales during the previous season.

Cotton exports are expected to decline to around 41 lakh bales from earlier estimates of achieving the target of 50 lakh bales in 2019-20 season lower than the previous estimate due to the disruption caused in trade which might continue till April'20.

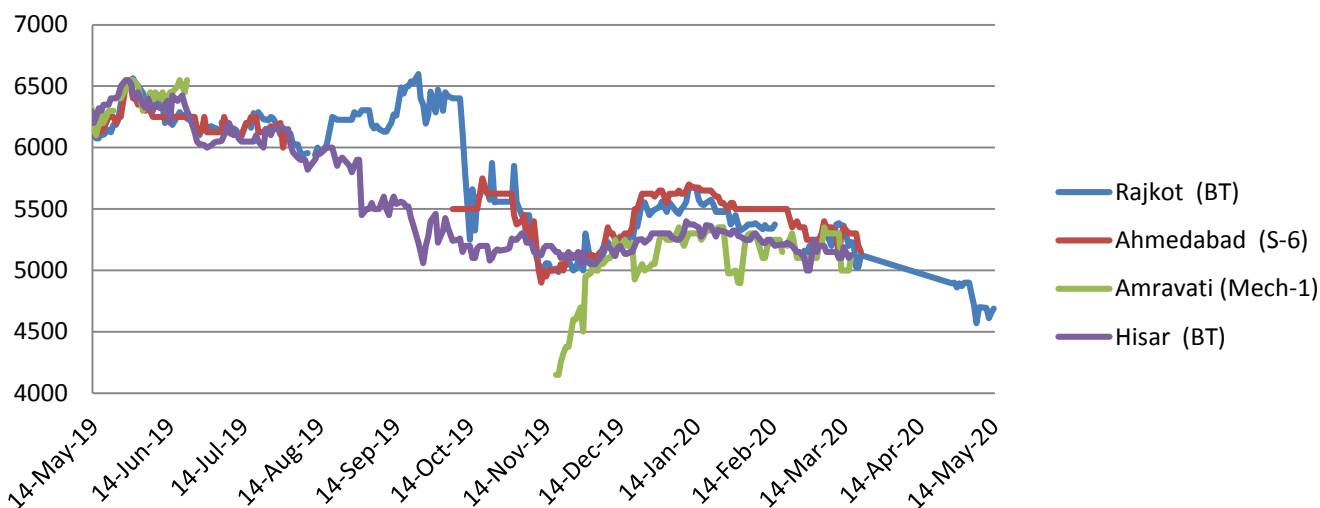
So, decline in consumption would result in higher ending stocks to around 98 lakh bales, it is higher much higher compared to the ending stocks of previous season.

Domestic Cotton Prices Scenario

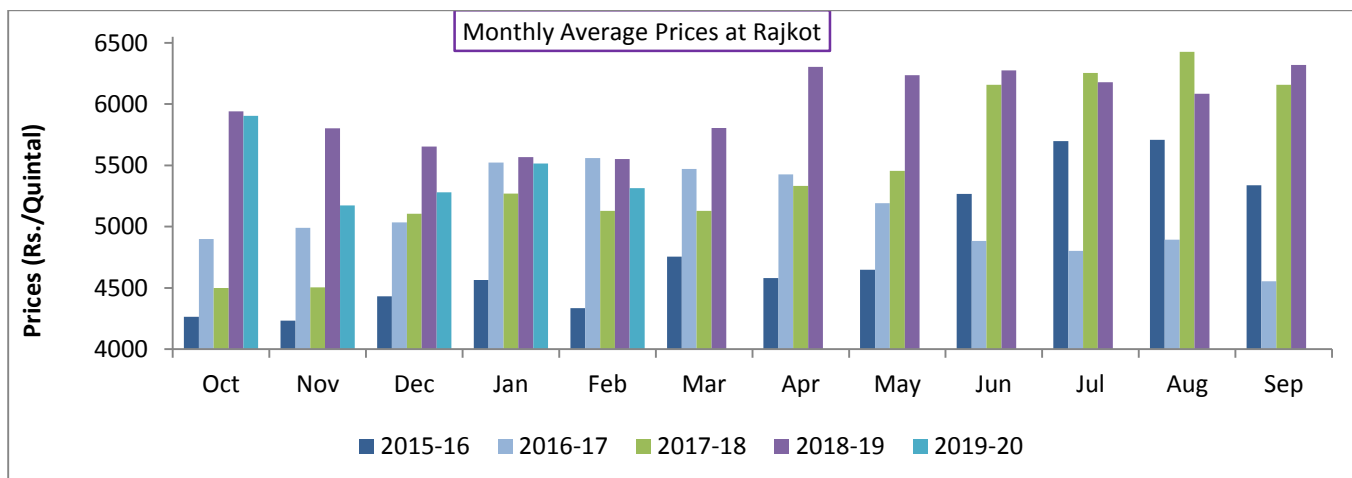
Kapas (Raw Cotton) Weekly Price Scenario

Weekly Price Review: Weekly kapas average price at Rajkot remained weaker at Rs. 4675/q during last 5 days due to the non FAQ grade cotton is arriving in the market. The prices stood at Rs. 4793/quintal in the previous week. While there were no arrivals in Ahmedabad, Amravati and Hisar.

Variety wise Kapas Price trend (Rs/Qtl)



Kapas Monthly M-o-M Price Scenario

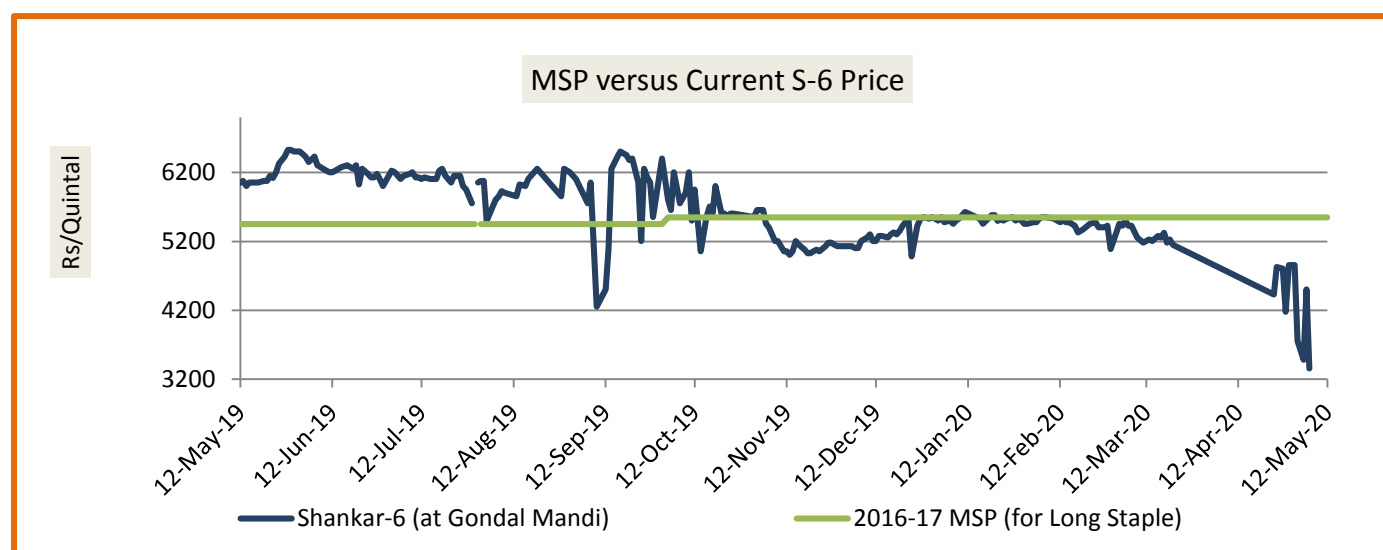


All the markets of Kapas (seed cotton) in country were closed in April month, but the same was ruling lower in March compared to the prices during the corresponding month of the previous season due to the lower demand this year. Monthly average price of Kapas at Rajkot remained Rs. 5275 per quintal during March, which was Rs 5774/quintal during the corresponding month last year and the prices in April'19 were hovering around Rs. 6283/q. We expect

Kapas prices to remain low further in the coming month (May) due to the lower demand across the country as well as in international market.

Spot Price versus MSP

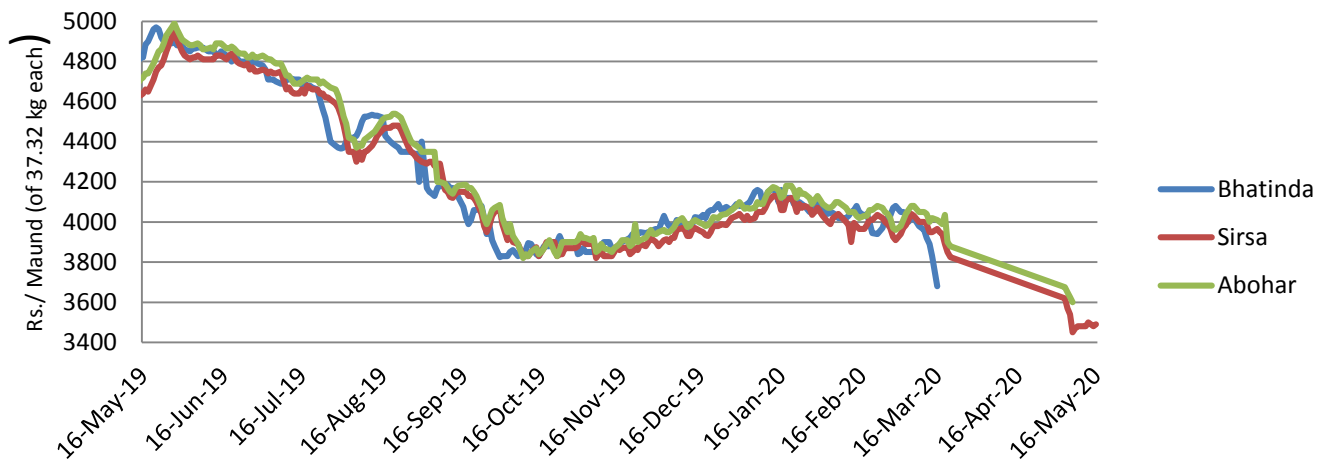
The Kapas average price at Gondal market was closed this week at Rs.3736/q much lower than MSP and from the prices before lockdown that stood at Rs. 5245/q. Average price in the week stood further down by around Rs.1800/q from MSP (Rs.5550/q). The average gap between the spot price and MSP has declined again, but due to weaker demand of raw cotton in the domestic market.



Lint price Outlook

The lint purchases are still nil across the country. There were no arrivals and the prices remained much weaker. The sowing has been started for the new crop year in Punjab and Haryana. Weekly average price of Lint at Sirsa stood at Rs. 3483 per maund of 37.32 kg each. The arrivals declined from 25500 quintals to 6562 quintals followed by Abohar with 3570 quintals and around 5700 quintals in Bhiwani, Haryana before lockdown.

Lint Price Trend at Key Centers



Cotton Fiber price Outlook

Cotton fiber (Shankar-6) of premium quality prices stood weaker around Rs. 35,566 compared to the previous week due to the weaker demand from the mills amid sluggish functioning. Average price was Rs. 35683 per candy (of 355.6 kg each) during the last week, and were around Rs. 45,200 per candy last year during the same time. We expect cotton fiber to remain steady to weak in range of Rs 35000-37000 per candy in the coming week candy.

Cotton Fiber (Shankar-6) Price Trend

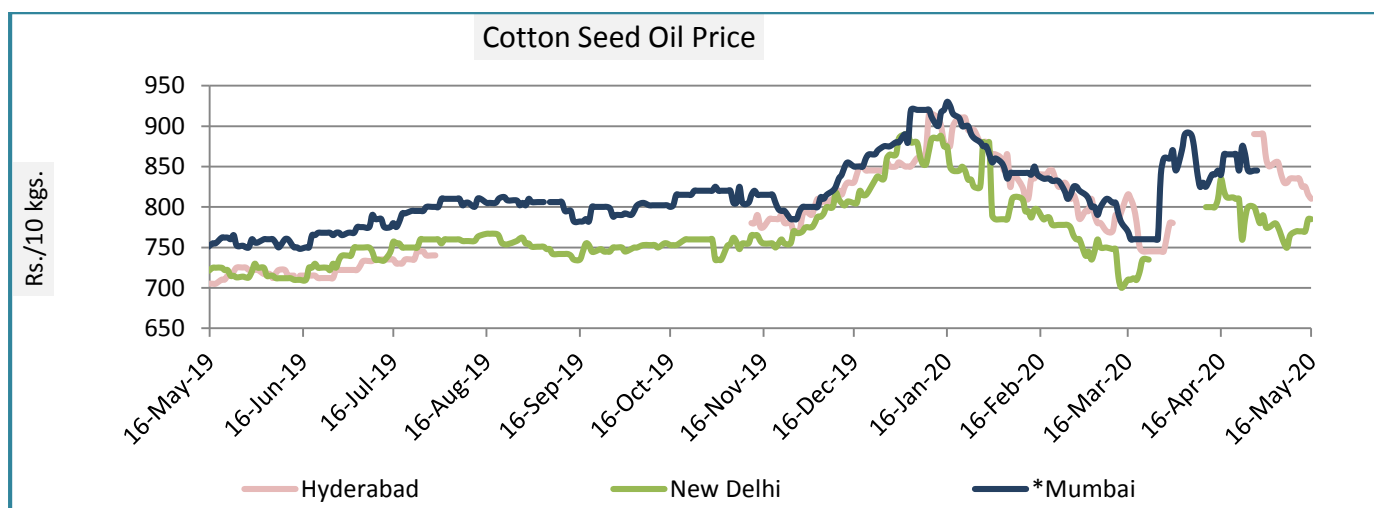


Cotton Seed Oil and Cotton Seed Oil Cake

Cotton Seed Oil weekly Price Scenario

Cotton seed oil price marginally showed firmness in all the centres except in Mumbai during this week due to strengthening in Kapas prices. Weekly average price in Hyderabad stood at Rs. 836 and in Mumbai the prices ranged around Rs. 818 due to lower demand and Rs.772 per 10 Kg in New Delhi.

	Weekly Average Price as on (Rs/10 kg.)		% Change
	14-May-20	07-May-20	
New Delhi	772	767	0.61
Rajkot	830	823	0.85
Hyderabad	836	824	1.44
Mumbai	818	831	-1.52

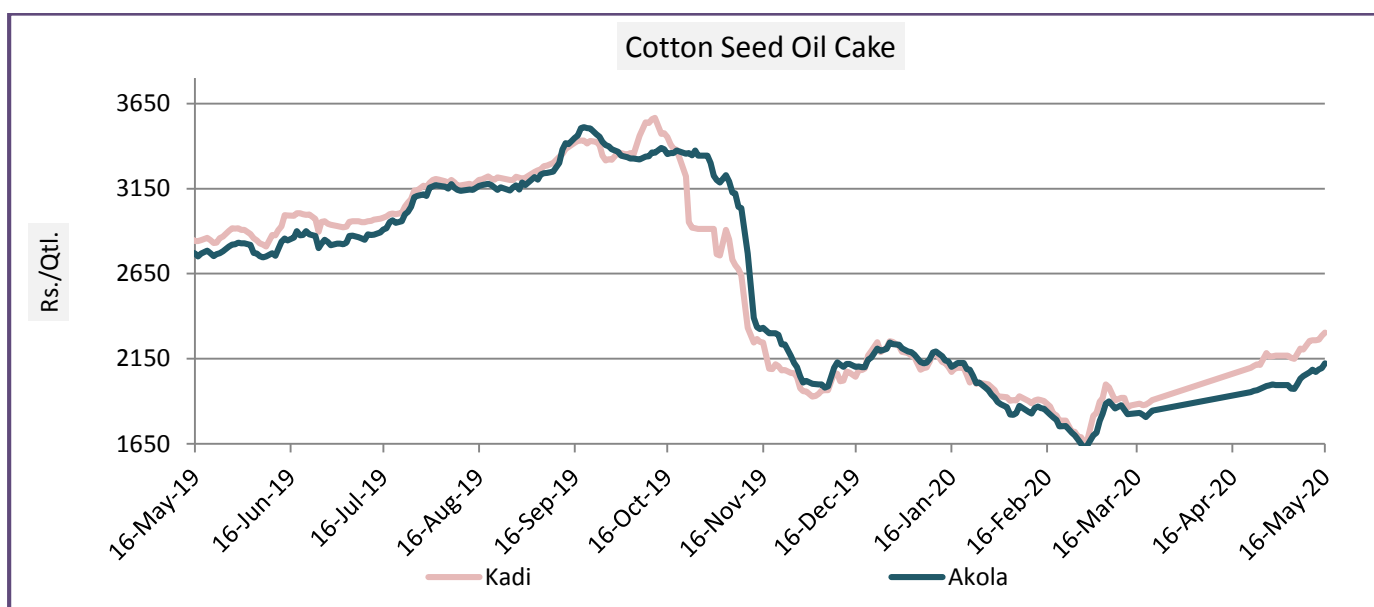


Cotton Seed Oil Cake weekly Price Scenario

NCDEX Cotton seed oil cake futures and spot prices took firm note in this week. Also, there was firm tone in cotton and Kapas during the week. The prices have crossed 1990 levels and reached around 2090 increasing the chances of buying. The NCDEX spot prices in Kadi and Akola stood at slightly higher Rs. 2254/q and Rs.2077/q respectively because of continuous disruption in supply against the demand due to extended lockdown period. NCDEX Cocudakl is getting support at 2050 and below same could see a test of 1930 levels, and first resistance is now likely to be seen at 2150. The prices are lower compared to the previous year due to the shortage of crop in the previous year. Weekly average price in Akola was Rs. 1866 per quintal before lockdown in March.

Centers	Weekly Average Price as on (Rs/quintal.)*		% Change
	14-May-20	07-May-20	
Kadi	2242	2164	3.58
Akola	2066	1990	3.83

*Source: NCDEX



International Market Scenario

International US cotton spot prices stood slightly firm at 57.56 cents/lbs during the week. Also Cotlook A index weekly average stood higher at 65.47 cents/pound this week, which was 64.97 at cents/pound during last week.

Major Market Highlights:

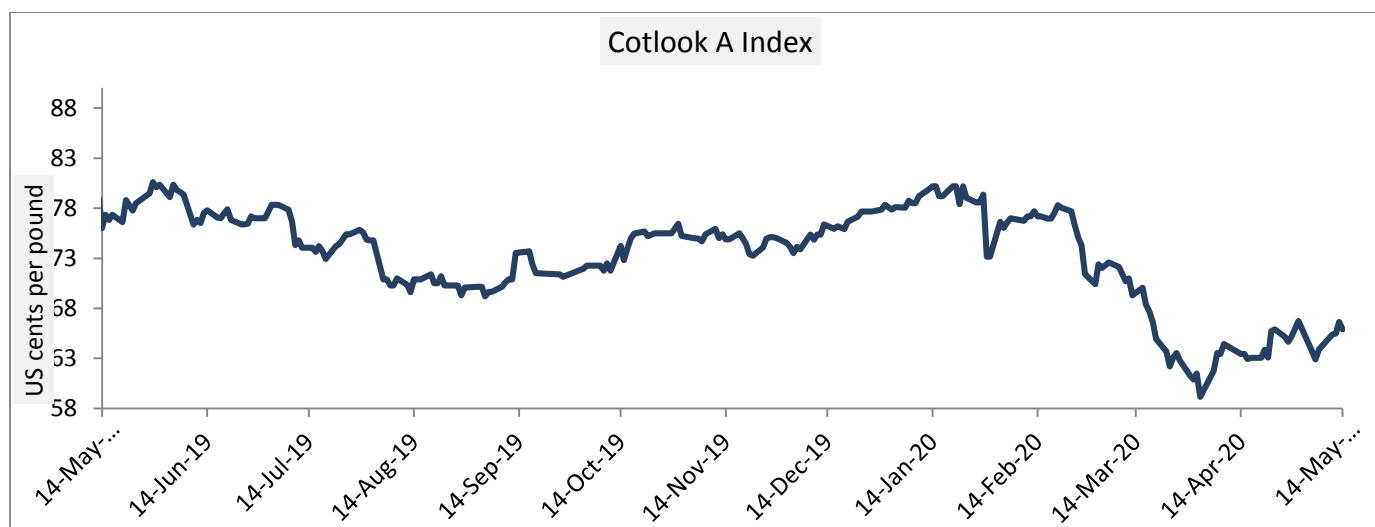
- The world cotton market is suppressed after the rapid spread of Covid-19 has become pandemic.** There has been a decline in demand from across the world due to the closure of all non-essential businesses. China has commenced its spinning operations but the recovery rate is not satisfactory enough due to the lack of demand. The forecast for 2019-20 world cotton consumption dropped further by 5% to 104 million bales in May'20 compared to April'20. USDA increased world consumption by 11 percent for the 2020-21 season to 116.46 million bales. The current forecast of world cotton demand is at 250 million bales, while the world cotton supply is at a relatively high level of 242 million bales. The ICE futures dropped to 55 cents/lbs in first week of May'20 from around 63 cents/lbs in March'20 first week.

- US textile and apparel total import was down by 12.6% year on year in Mar'20.** Imports from China were impacted as well from the port closures in February and March as the virus stormed through China. US imports from China fell 22.6%, and apparel imports only fell 42.6%. COVID-19 pandemic outbreak has affected on foreign trade, and the amount and quantity of China's textile and apparel imported by the United States have declined sharply. While an improvement in sale of cotton is seen as China has started buying US cotton in the first week of May'20 that would help gain the cotton prices globally.
- Imported cotton yarn arrivals to China in Apr'20 are estimated at 132 kilo tonnes (kt),** down 27.07% year on year and 27.47% month on month. The shipments of Vietnamese cotton yarn are estimated at 62.7 kt, followed by Indian cotton yarn at 53.9 kt, Pakistani cotton yarn 23.6 kt, Uzbekistan cotton yarn at 7kt, Indonesian cotton yarn at 4 kt, in April month but not delivered as expected due to the breach of contracts. According to USDA, the total Demand decline to 34 million bales in May estimates compared to 35 mln bales in April estimates. Due to the reduced domestic as well as international demand, China is troubled facing dealing with huge inventory in the warehouses. Increase in the stock reserves China likely to end the year with higher ending stock at 36.25 million bales in 2019-20 MY.

Cotlook A Index

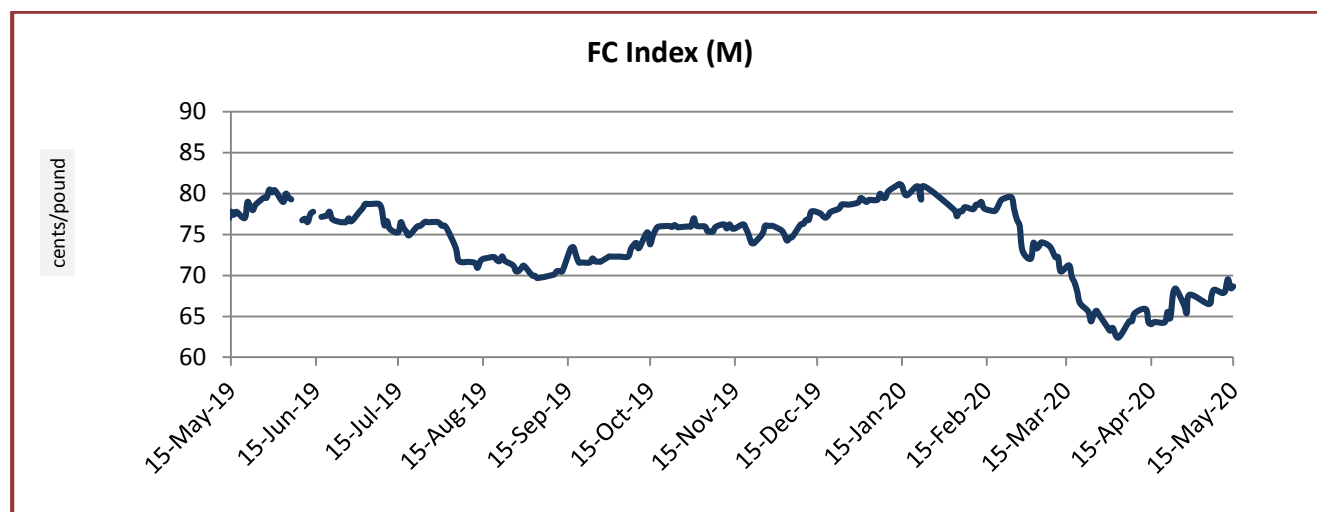
Cotlook A index noticed slightly firm in last week. The Cotlook A Index was at 65.47 cents/lb higher than the previous week (64.66 cents/lb) and much lower compared to the previous month due to the global economic breakdown after the outbreak of coronavirus in world.

Cotlook A Index	WeeklyAverage Price change as on		% Change
	14-May-20	07-May-20	
Prices	65.47	64.66	1.25
Prices in US cents per Pound			

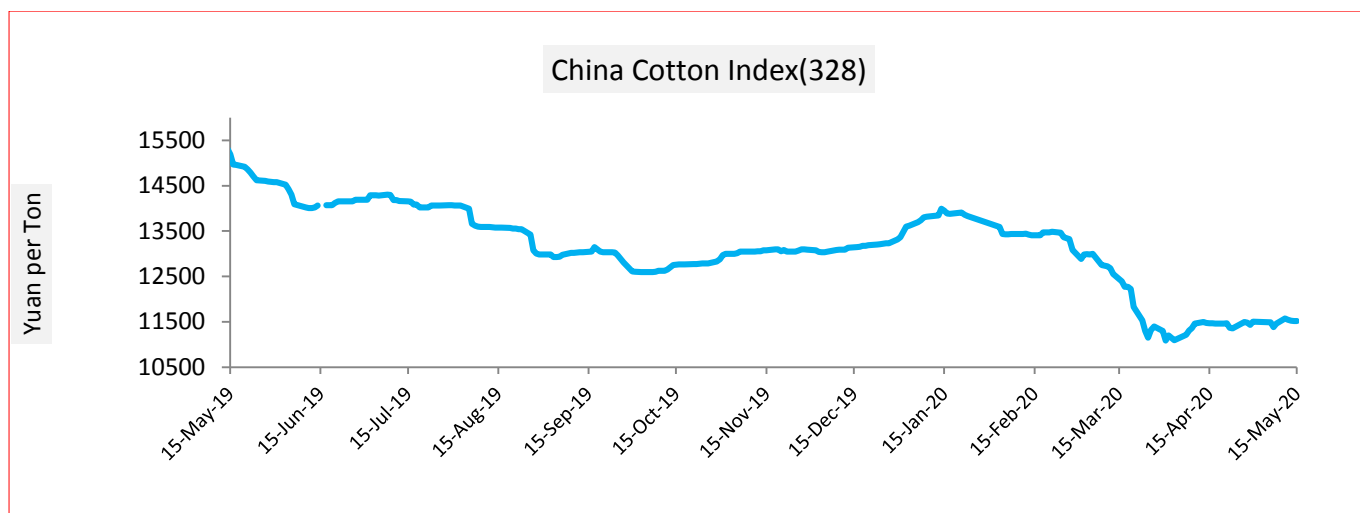


China Cotton Index and Foreign Cotton Index

Cotton Index	Weekly Average Price as on		% Change
	14-May-20	07-May-20	
FC (S)	70.90	73.31	-3.28
FC (M)	67.43	69.21	-2.58
FC (L)	65.25	67.79	-3.75
Prices in US cents per Pound			



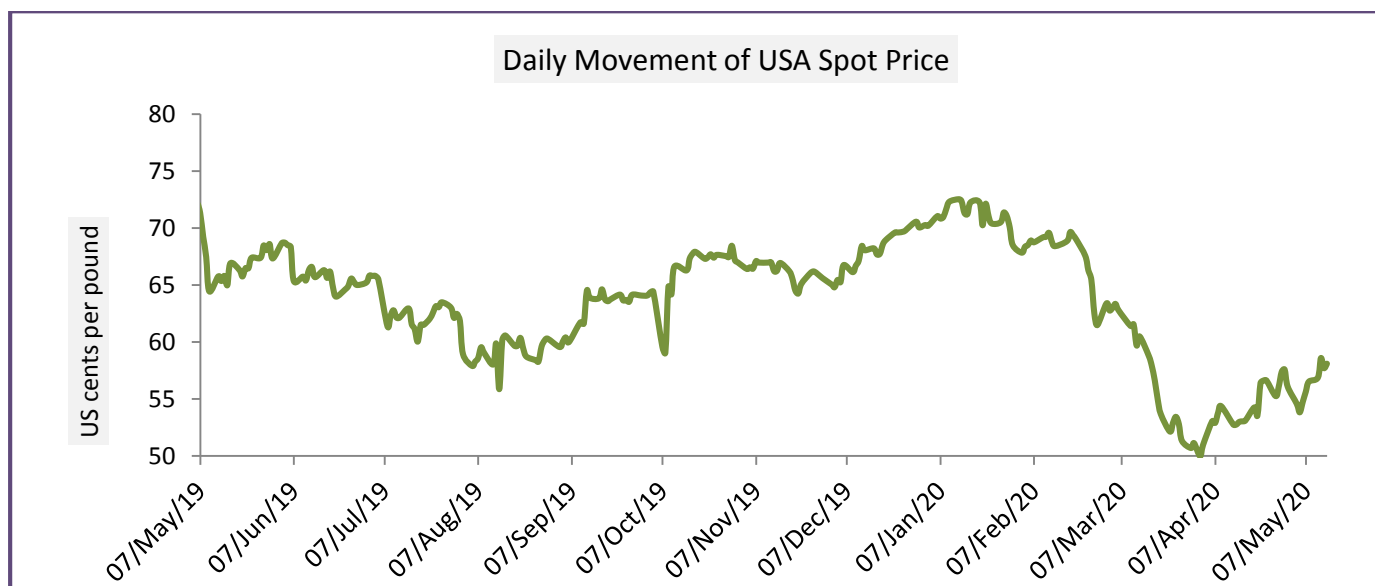
Cotton Index	Weekly Average Price as on		% Change
	14-May-20	07-May-20	
CCIndex(328)	11526.00	11387.00	1.22
CCIndex(527)	10741.20	10697.00	0.41
CCIndex(229)	11834.60	11757.00	0.66
Prices in Yuan per ton			



USA Spot Prices

US cotton production was reported a rise from last month to 19.91 million bales in May'20 forecast from April'20. While, after the pandemic affected the economy of the nation, the total domestic consumption declined by around 7% to 2.7 million bales leaving the ending stocks higher at 7.7 million bales (increased by around 15%) compared to 6.7 million bales in the previous month. USDA remained the U.S. cotton exports unchanged at 15 million bales. The extended time period of lockdown would result in further damage in US economy. The weekly crop sowing progress report showed the cotton crop was 32% planted in the week ending on 10th May, more than the five-year average of 27% reported for the same week.

USA Spot Prices	Monthly Average Price as on		% Change
	14-May-20	07-May-20	
Prices	57.56	55.41	3.88
Prices in US cents per Pound			



Pakistan Spot Prices

No trading activity was reported in the local cotton market. The sowing of cotton is successfully going on. Cotton production is expected to increase. The new crop of cotton is expected to start arriving partially from the month of June in Sindh. There is no export demand. Textile and spinning mills are busy in receiving deliveries of imported cotton from abroad while ginners were looking for buyers as there was no business in the market. Ginners were in panic like situation as they had the stock of 5 lakh bales. It is expected that there will be 3.5 to 4 lakh bales will be in the stock which will be sold at low price as an old crop at the start of the season. Also, the trading activity reduced in Ramazan due to which selling of cotton becomes more difficult.

Karachi Spot Prices	Weekly Average Price as on		% Change
	14-May-20	07-May-20	
Prices	8760	8880	-1.35
Prices in Rs per 37.32 Kg			

Commodity: Cotton
Contract: May

Exchange: MCX
Expiry: May 29, 2020

Cotton



Technical Commentary:

- Cotton 29 mm MCX Jan contract faces resistance at 16250.
- Relative strength indicator (RSI) reached the neutral region.
- The price closed below moving average.
- Price increased & open interested decreased indicating short cover.

We will advise traders to wait today.

Strategy: Wait

Intraday Supports & Resistances			S2	S1	PCP	R1	R2
Cotton	MCX	May	14820	15400	15760	16240	16550
			Call	Entry	T1	T2	SL
Cotton	MCX	May	Wait	-	-	-	-

* Do not carry-forward the position next day.

Commodity: Cotton Seed oil Cake
Contract: June

Exchange: NCDEX
Expiry: Jun 20, 2020



Technical Commentary:

- Overall Candlestick pattern depicts bullish movement.
- RSI reached in the neutral region.
- Prices closed above 9 and 18 days EMAs.
- Price increased & open interested decreased indicating short cover.

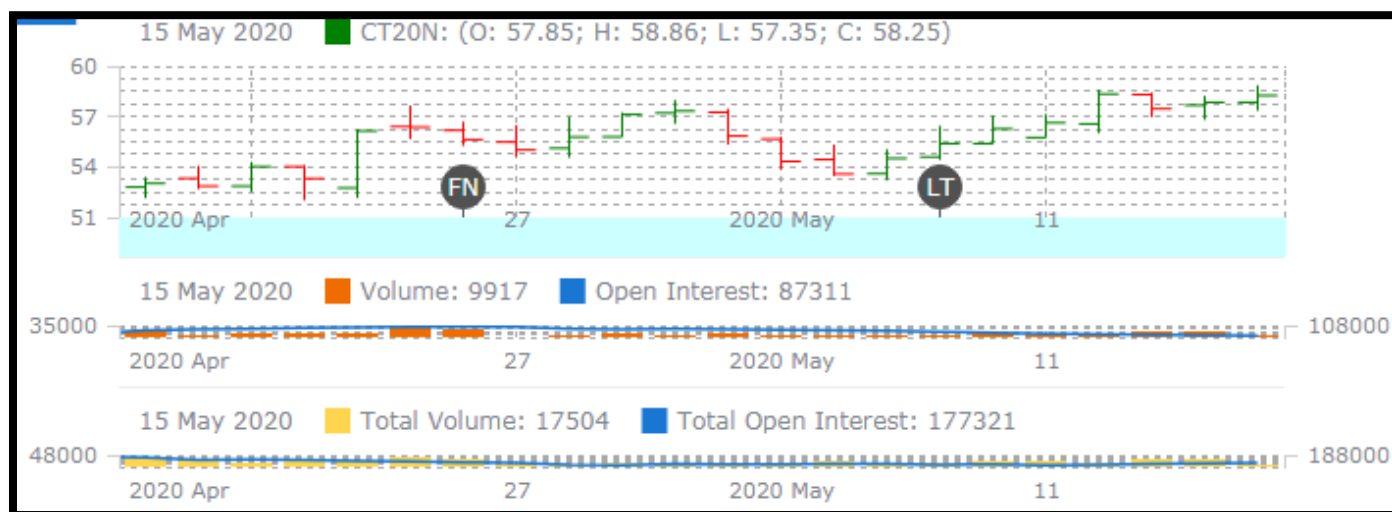
We will advise traders to buy today.

Strategy: Buy

Intraday Supports & Resistances			S2	S1	PCP	R1	R2
Cotton oil cake	NCDEX	Jun	1840	1925	2060	2150	3000
Intraday Trade Call			Call	Entry	T1	T2	SL
Cotton oil cake	NCDEX	Jun	Buy	2035	2070	2100	2014

* Do not carry-forward the position next day.

Technical Analysis of Cotton Future (Mar'20 Contract) at ICE



- Candlesticks denote bullish movement in the market.
- Total volume decreased & Open Interest increased compared to last week.
- We expect cotton prices to remain steady to weak in the coming week.

Expected Price Range During Coming month

Expected Trend	Expected Trading Band
Range bound to Bearish Momentum	50-65

Expected Support and Resistance

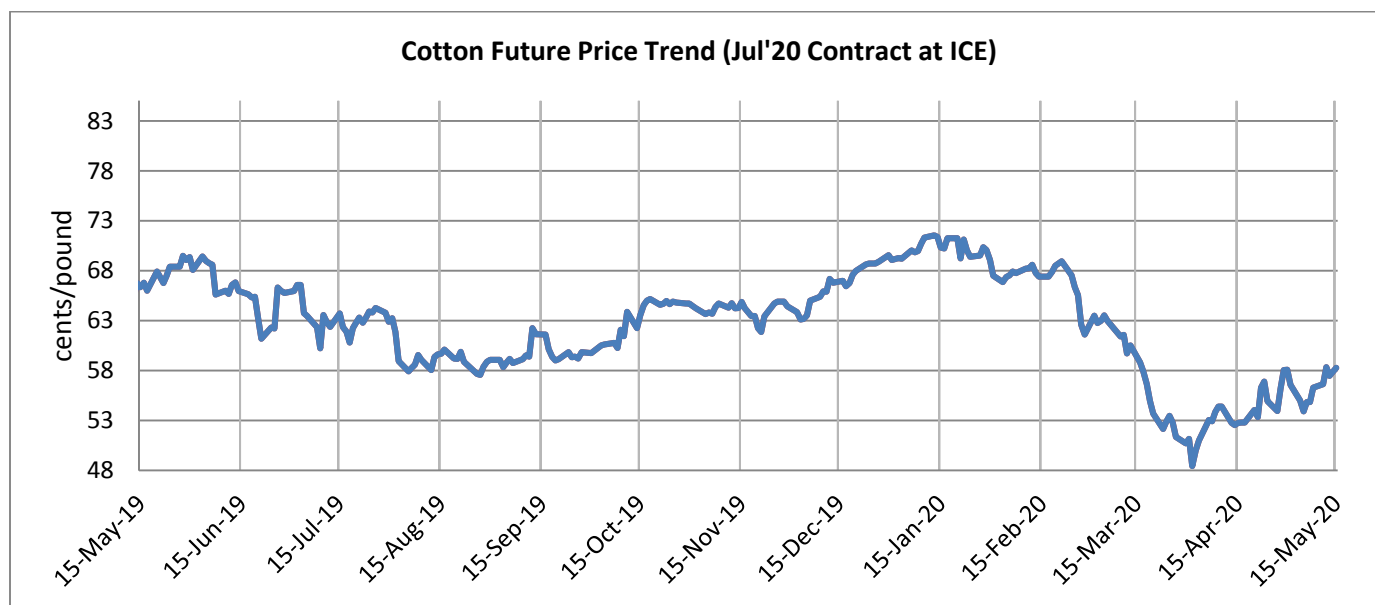
Support 1	Support 2	Resistance 1	Resistance 2
48	52	57	61

Figures in US cents/pound

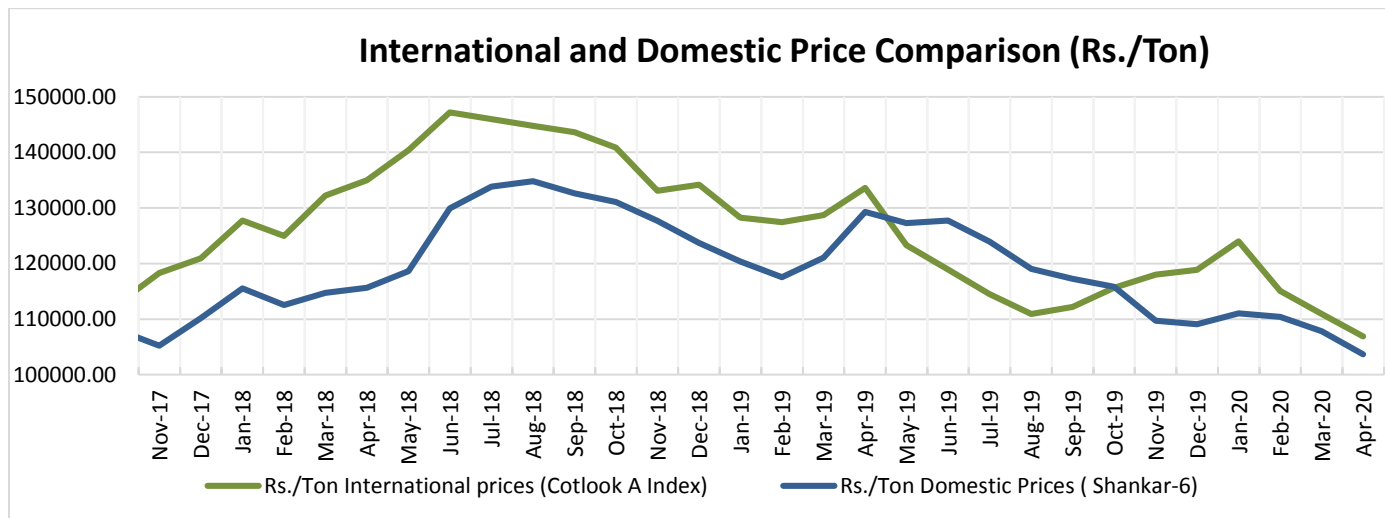
Cotton Future Prices at ICE

Cotton Prices in Future Contract on ICE						Prices in cents/Lb	
Contracts	15-May-20	15-Apr-20 (1 month ago)	14-Feb-20 (3 months ago)	18-Nov-19 (6 months ago)	16-May-19 (a year ago)	% Change over a month	% Change over previous year
1-May-20	58.25	52.80	69.28	67.24	68.96	10.32	-15.53
1-Jul-20	57.95	54.82	69.36	68.32	66.8	5.71	-13.25
1-Oct-20	58.17	54.92	69.06	68.61	67.7	5.92	-14.08
1-Dec-20	58.87	56.18	69.75	64.21	67.09	4.79	-12.25
1-Mar-21	59.53	56.94	67.41	65.97	68.15	4.55	-12.65

Future Price Trend (Active Contract):



International and Domestic Price Comparison



Cotton Prices at Key Spot Markets:

Commodity	Kapas		Weekly Average Prices (Rs./Quintal)		Change
State	Centre	Variety	8th May'20 to14th May'20	1st May'20 to7th May'20	
Gujarat	Ahmedabad	Shankar-6	Closed	Closed	-
	Gondal	Shankar-6	3920	3774	146
	Rajkot	B.T. Cotton	4696	4792	-96
	Patan	B.T. Cotton	4095	4255	-160
	Kadi	B.T. Cotton	4649	4542	107
	Deesa	B.T. Cotton	NA	NA	-
	Dhrol	B.T. Cotton	NA	NA	-
Haryana	Bhiwani	B.T. Cotton	NA	NA	-
	Bhiwani	Desi	NA	NA	-
	Adampur	B.T. Cotton	NA	NA	-
	Fatehabad	B.T. Cotton	5405	5405	Unch
	Jind	B.T. Cotton	NA	NA	-
	Uchana	B.T. Cotton	NA	NA	-
	Dabwali	B.T. Cotton	5409	5428	-19
Rajasthan	Hanumangarh	B.T. Cotton	NA	NA	-
	Rawatsar	B.T. Cotton	Closed	Closed	-
Madhya Pradesh	Khandwa	Mech-1	Closed	Closed	-

	Khargaon	Mech-1	Closed	Closed	-
Maharashtra	Amravati	Mech-1	NA	NA	-
	Jamner	Medium Staple	NA	NA	-
Uttar Pradesh	Hathras	B.T. Cotton	NA	NA	-
	Hathras	Desi	NA	NA	-
Telangana	Adilabad	Un-Ginned	2678	5355	-2678
Andhra Pradesh	Adoni	Medium Staple	4589	4504	85
Karnataka	Bijapur	Bunny	4764	4439	325
	Hubli	D.C.H.	2475	4950	-2475
	Hubli	B.T. Cotton	NA	NA	-
	Raichur	H-44 Cotton	4622	4532	90
Commodity	Lint		Prices (Rs./Maund of 37.32kg each)		
State	Centre	Variety	8th May'20 to 14th May'20	1st May'20 to 7th May'20	Change
Punjab	Bhatinda	J-34	3680	3680	Unch
	Abohar	J-34	Closed	Closed	-
	Mansa	J-34	3638	3638	Unch
Haryana	Sirsa	J-34	3496	3545	-49
Rajasthan	Sri-Ganganagar	J-34	Closed	Closed	-

Cotton Arrivals in Key Centers:

Commodity	Kapas		Weekly Sum Arrivals (Quintal)		
State	Centre	Variety	8th May'20 to 14th May'20	1st May'20 to 7th May'20	Change
Gujarat	Ahmedabad	Shankar-6	Closed	Closed	-
	Gondal	Shankar-6	883	601	282
	Rajkot	B.T. Cotton	21540	10200	11340
	Patan	B.T. Cotton	4140	2865	1275
	Kadi	B.T. Cotton	19400	7400	12000
	Deesa	B.T. Cotton	NA	NA	-
	Dhrol	B.T. Cotton	NA	NA	-
Haryana	Bhiwani	B.T. Cotton	NA	NA	-
	Bhiwani	Desi	NA	NA	-
	Adampur	B.T. Cotton	NA	NA	-
	Fatehabad	B.T. Cotton	NA	NA	-

	Jind	B.T. Cotton	NA	NA	-
	Uchana	B.T. Cotton	NA	NA	-
	Dabwali	B.T. Cotton	5725	1625	4100
Rajasthan	Hanumangarh	B.T. Cotton	NA	NA	-
	Rawatsar	B.T. Cotton	Closed	Closed	-
Madhya Pradesh	Khandwa	Mech-1	Closed	Closed	-
	Khargaon	Mech-1	NA	NA	-
Maharashtra	Amravati	Mech-1	NA	NA	-
	Jamner	Medium Staple	NA	NA	-
Uttar Pradesh	Hathras	B.T. Cotton	NA	NA	-
	Hathras	Desi	NA	NA	-
Telangana	Adilabad	Un-Ginned	4789510	4789510	Unch
Andhra Pradesh	Adoni	Medium Staple	970	510	460
Karnataka	Bijapur	Bunny	7113	2403	4710
	Hubli	D.C.H.	NA	NA	-
	Hubli	B.T. Cotton	NA	NA	-
	Raichur	H-44 Cotton	3771	704	3067
Commodity		Lint		Weekly Sum Arrivals (Quintal)	
State	Centre	Variety	8th May'20 to 14th May'20	1st May'20 to 7th May'20	Change
Punjab	Bhatinda	J-34	NA	NA	-
	Abohar	J-34	NA	NA	-
	Mansa	J-34	NA	NA	-
Haryana	Sirsa	J-34	4505	595	3910
Rajasthan	Sri-Ganganagar	J-34	Closed	Closed	-

Cotton Association of India Spot Rates:

Trade Name	Staple	Micronaire	Strength/ GPT	Weekly Average Prices		+/- Change
				8th May'20 to 14th May'20	1st May'20 to 7th May'20	
Bengal Deshi (RG)/Assam Comilla (101)	Below 22mm	5.0 - 7.0	15	35307	35540	-233
Bengal Deshi (SG)(201)	Below 22mm	5.0 - 7.0	15	35707	35940	-233
J-34(202)	26mm	3.5 - 4.9	23	34457	34440	17
H-4/ MECH-1(105)	28mm	3.5 - 4.9	27	34687	34520	167
Shankar-6(105)	29mm	3.5 - 4.9	28	35567	35600	-33
Bunny/ Brahma(105)	31mm	3.5 - 4.9	30	35887	35720	167
MCU-5/ Surabhi(106)	32mm	3.3 - 4.9	31	35587	35420	167
DCH-32(107)	34mm	3.0 - 3.8	33	36087	35920	167

Week on Week Price: Scenario of Cotton:

Commodity	Kapas		Today	Week Ago	Month Ago	Year Ago
State	Centre	Variety	16-May-20	9-May-20	15-Apr-20	17-May-19
Gujarat	Ahmedabad	Shankar-6	Closed	Closed	Closed	6125
	Gondal	Shankar-6	NR	NA	Closed	5500
	Rajkot	B.T. Cotton	NR	4735	Closed	5530
	Patan	B.T. Cotton	4810	NA	Closed	5515
	Kadi	B.T. Cotton	4800	4500	Closed	5550
	Deesa	B.T. Cotton	NA	NA	Closed	NA
	Dhrol	B.T. Cotton	NA	NA	Closed	NR
Haryana	Bhiwani	B.T. Cotton	NA	0	Closed	5600
	Bhiwani	Desi	NA	0	Closed	NA
	Adampur	B.T. Cotton	NA	0	Closed	5350
	Fatehabad	B.T. Cotton	5405	5405	Closed	5350
	Jind	B.T. Cotton	NA	NA	Closed	5700
	Uchana	B.T. Cotton	NA	NA	Closed	5385
	Dabwali	B.T. Cotton	5405	5405	Closed	NR
Rajasthan	Hanumangarh	B.T. Cotton	NA	NA	Closed	Closed
	Rawatsar	B.T. Cotton	Closed	Closed	Closed	Closed

Madhya Pradesh	Khandwa	Mech-1	Closed	Closed	Closed	5491
	Khargaon	Mech-1	NA	NA	0	5427
Maharashtra	Amravati	Mech-1	NA	NA	Closed	5300
	Jamner	Medium Staple	NA	NA	0	NA
Uttar Pradesh	Hathras	B.T. Cotton	NA	NA	0	NA
	Hathras	Desi	NA	NA	0	NA
Telangana	Adilabad	Un-Ginned	NA	0	0	5400
Andhra Pradesh	Adoni	Medium Staple	4625	NA	NA	6297
Karnataka	Bijapur	Bunny	4439	NA	0	5929
	Hubli	D.C.H.	NA	0	0	NA
	Hubli	B.T. Cotton	NA	0	0	NA
	Raichur	H-44 Cotton	NA	4650	0	5470
Commodity	Lint		Today	Week Ago	Month Ago	Year Ago
State	Centre	Variety	16-May-20	9-May-20	15-Apr-20	17-May-19
Punjab	Bhatinda	J-34	NA	NA	Closed	4710
	Abohar	J-34	NA	NA	Closed	4740
	Mansa	J-34	NA	NA	Closed	4700
Haryana	Sirsa	J-34	3490	3480	Closed	4660
Rajasthan	Sri-Ganganagar	J-34	Closed	Closed	Closed	0

Cotton Arrivals in Key Centers:

Commodity	Kapas		Arrivals (Quintal)	Arrivals (Quintal)	Arrivals (Quintal)	Arrivals (Quintal)
State	Centre	Variety	16-May-20	9-May-20	15-Apr-20	17-May-19
Gujarat	Ahmedabad	Shankar-6	Closed	Closed	Closed	10200
	Gondal	Shankar-6	NR	NA	Closed	325
	Rajkot	B.T. Cotton	NR	1980	Closed	550
	Patan	B.T. Cotton	5478	NA	Closed	0
	Kadi	B.T. Cotton	3000	2000	Closed	0
	Deesa	B.T. Cotton	NA	NA	Closed	0
	Dhrol	B.T. Cotton	NA	NA	Closed	28
Haryana	Bhiwani	B.T. Cotton	NA	0	Closed	0
	Bhiwani	Desi	NA	0	Closed	0
	Adampur	B.T. Cotton	NA	0	Closed	340
	Fatehabad	B.T. Cotton	NA	NA	Closed	0
	Jind	B.T. Cotton	NA	NA	Closed	0

	Uchana	B.T. Cotton	NA	NA	Closed	0
	Dabwali	B.T. Cotton	1200	550	Closed	0
Rajasthan	Hanumangarh	B.T. Cotton	NA	NA	Closed	300
	Rawatsar	B.T. Cotton	Closed	Closed	Closed	100
Madhya Pradesh	Khandwa	Mech-1	Closed	Closed	Closed	0
	Khargaon	Mech-1	NA	NA	0	117
Maharashtra	Amravati	Mech-1	NA	NA	Closed	700
	Jamner	Medium Staple	NA	NA	0	0
Uttar Pradesh	Hathras	B.T. Cotton	NA	NA	0	0
	Hathras	Desi	NA	NA	0	0
Telangana	Adilabad	Un-Ginned	NA	0	0	0
Andhra Pradesh	Adoni	Medium Staple	0	NA	0	1097
Karnataka	Bijapur	Bunny	817	NA	0	339
	Hubli	D.C.H.	NA	0	0	0
	Hubli	B.T. Cotton	NA	0	0	0
	Raichur	H-44 Cotton	NA	502	0	37
Commodity	Lint		Arrivals (Quintal)	Arrivals (Quintal)	Arrivals (Quintal)	Arrivals (Quintal)
State	Centre	Variety	16-May-20	9-May-20	15-Apr-20	17-May-19
Punjab	Bhatinda	J-34	NA	NA	Closed	85
	Abohar	J-34	NA	NA	Closed	0
	Mansa	J-34	NA	NA	Closed	0
	Sirsa	J-34	680	850	Closed	170
	Sri-Ganganagar	J-34	Closed	Closed	Closed	0

Disclaimer

The information and opinions contained in the document have been compiled from sources believed to be reliable. The company does not warrant its accuracy, completeness and correctness. Use of data and information contained in this report is at your own risk. This document is not, and should not be construed as, an offer to sell or solicitation to buy any commodities. This document may not be reproduced, distributed or published, in whole or in part, by any recipient hereof for any purpose without prior permission from the Company. IASL and its affiliates and/or their officers, directors and employees may have positions in any commodities mentioned in this document (or in any related investment) and may from time to time add to or dispose of any such commodities (or investment). Please see the detailed disclaimer at <http://www.agriwatch.com/Disclaimer.asp>

© 2020 Indian Agribusiness Systems Ltd.