

COTTON WEEKLY RESEARCH REPORT
25th May 2020**Domestic market summary**

Domestic market Scenario: Indian cotton is now cheaper in the international market. The India cotton price quotes anywhere between Rs 33,000-36,000 per candy. The US parity price comes to Rs 39,000 per candy. The Cotton Corporation of India has revised its bulk discount slabs to make it attractive for the textile industry. Also, The Cotton Association of India has requested the government for a duty drawback of 5-10 percent to encourage exports once demand is recovered in the global market. In this case, the prices might rise from the existing prices range. Indian physical market is cheaper now, all merchants are buying at Rs. 32,250 to 33,200/ candy. Gujarat Shankar-6 variety cotton spot prices stood around Rs.32,792/ candy during the week.

Weekly Price Outlook : The average price of Kapas is likely to remain between Rs. 4700-4950/q in Rajkot while the prices in Andhra Pradesh likely to hover around Rs.4000-4560/q.

Major Market Highlights:

- The CCI decided to increase the pace of procurement process so that all the cotton left with farmers can be purchased before monsoon arrives.
- Cotlook index remained steady (66.43 cents/lbs) higher compared to the ICE cotton future (58.23 cents/lbs).
- All India daily arrivals started with around 50,000 bales per day.
- Indian Rupee remained stronger between 75.61 and 75.95 during this week.

Market Highlights:

- According to CCI, 92 lakh bales of cotton has been procured till 20th May'20 across India. The total crop of 360 lakh bales, around 297-300 lakh bales have arrived in the market so far. Currently, CCI is procuring some 45000 bales a day. In Maharashtra, CCI is procuring about 15,000 bales a day where the ginners are strictly advised to re-open the ginning mills as the ginners in the state were reluctant to start their units due to shortage of labour and the fear of contracting coronavirus.
- The area under cotton in Gujarat seems to decrease and likely to shift to groundnut in 2020-21 season. As the better returns in groundnut has attracted farmers against the critical situation that is prevailing in the cotton market and decline in demand in the apparel and textile industry. Groundnut prices hovered in the range of Rs.5,250-6,495 per quintal in Rajkot market above MSP while kapas prices, on the other hand, hovered around Rs. 3,350-4,875 per quintal at Rajkot lower than MSP (Rs.5550/q). Also, every year cotton is prone pink bollworm attack that always hampers the yield.
- Maharashtra government decided to speed up the procurement process in the state. Earlier the government allowed only 20-25 vehicles per day in the mandi and now is increased to 100 vehicles/ day. The need to expedite

the process is to complete the procurement before the monsoon arrives as the chances of increase in moisture increases during monsoon.

- Telangana is planning to increase cotton area by 50-55% this year in 2020-21 season. Last year Telangana produced cotton on area about 18 lakh ha while the CM told farmers to increase the area to around 28 lakh ha in 2020-21. The step is likely to be taken to discourage farmers to opt for excess water consuming crop paddy. While the huge surge in cotton area is difficult in such a short term as there should be sufficient supply of good quality seeds. Also, the farmers are not getting good returns as the prices (FAQ grade) are hovering around Rs. 4200-4700/q much below the MSP.

Cotton Balance Sheet (India):

Cotton Balance Sheet									
In Lakh Bales(170 KGS)	2015-16	2016-17	2017-18	2018-19	2019-20*	Oct-Dec	Jan-Mar	Apr-June	July-Sept
Supply									
Opening stock	66.2	36.7	48.0	25.0	24.6	24.6	60.5	114.8	131.4
Cotton production	332.0	345.0	365.0	321.1	351.8	125.9	157.1	46.8	22.0
Imports	22.8	30.9	15.0	32.0	23.2	6.5	6.0	4.6	6.1
Total supply	421.0	412.6	428.0	378.1	399.6	157.0	223.6	166.2	159.5
Demand									
Mill consumption	270.2	262.7	288.0	265.0	218.8	74.1	76.0	21.5	47.3
Consumption by SSI	27.1	26.2	27.0	27.0	21.8	7.5	7.4	2.0	4.9
Non Mill consumption	18.0	17.5	19.0	19.5	19.1	4.9	4.4	4.9	4.9
Exports	69.1	58.2	69.0	42.0	41.2	10.0	21.0	6.4	3.8
Total Demand	384.4	364.6	403.0	353.5	300.9	96.5	108.8	34.8	60.9
Ending Stock	36.7	48.0	25.0	24.6	98.6	60.5	114.8	131.4	98.6

*All figures in Lakh Bales (of 170 Kgs. Each) Source: CAI&Agriwatch *: estimated*

As per the latest estimates by Agriwatch, cotton output in country during the season 2019-20 would be around 351.8 lakh bales (of 170 kg each) whereas 321 lakh bales was produced in 2018-19.

Following lower production, imports will rose marginally to 32 lakh bales in 2018-19 but in 2019-20 only around 23 lakh bales is expected to import in the new season.

Due to lower opening stock but estimation of higher production of cotton would increase the availability the new season at 399.6 lakh bales.

Total domestic mill consumption (excluding non- mill consumption) in 2019-20 is likely to decline by around 15% amid covid-19 pandemic to 240.6 lakh bales compared to 286 lakh bales during the previous season.

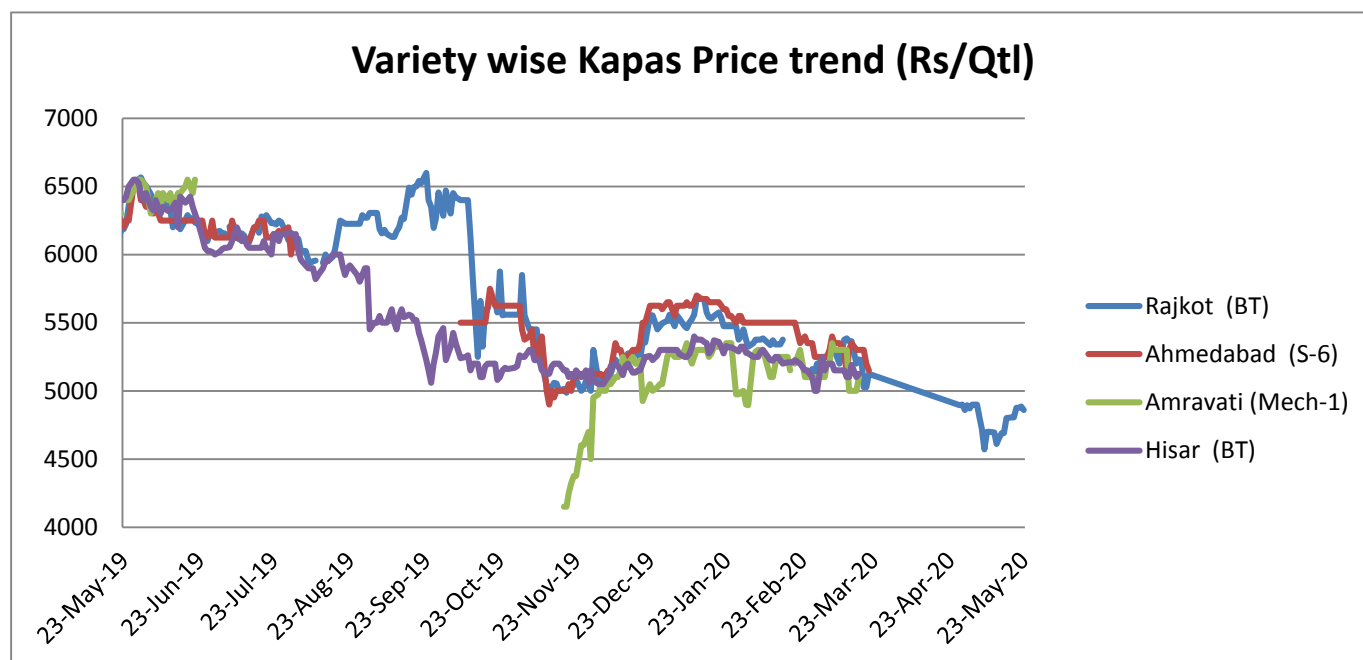
Cotton exports are expected to decline to around 41 lakh bales from earlier estimates of achieving the target of 50 lakh bales in 2019-20 season lower than the previous estimate due to the disruption caused in trade which might continue till April'20.

So, decline in consumption would result in higher ending stocks to around 98 lakh bales, it is higher much higher compared to the ending stocks of previous season.

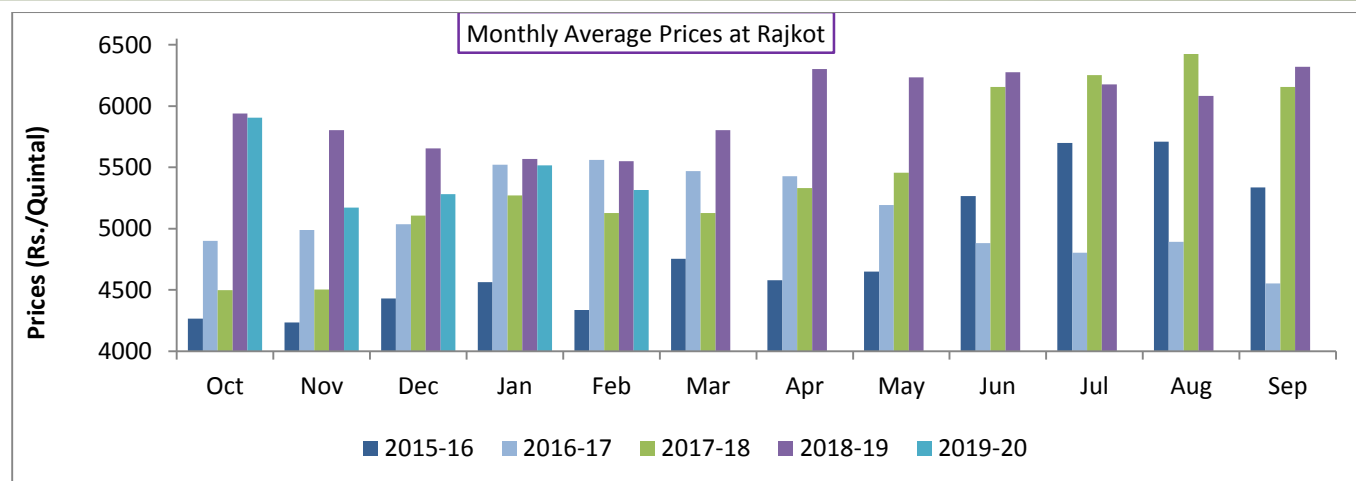
Domestic Cotton Prices Scenario

Kapas (Raw Cotton) Weekly Price Scenario

Weekly Price Review: Weekly kapas average price at Rajkot remained weaker at Rs. 4808/q during last 6 days due to the active CCI procurement. The prices stood at Rs. 4675/quintal in the previous week. While there were no arrivals in Ahmedabad, Amravati & Hisar.



Kapas Monthly M-o-M Price Scenario

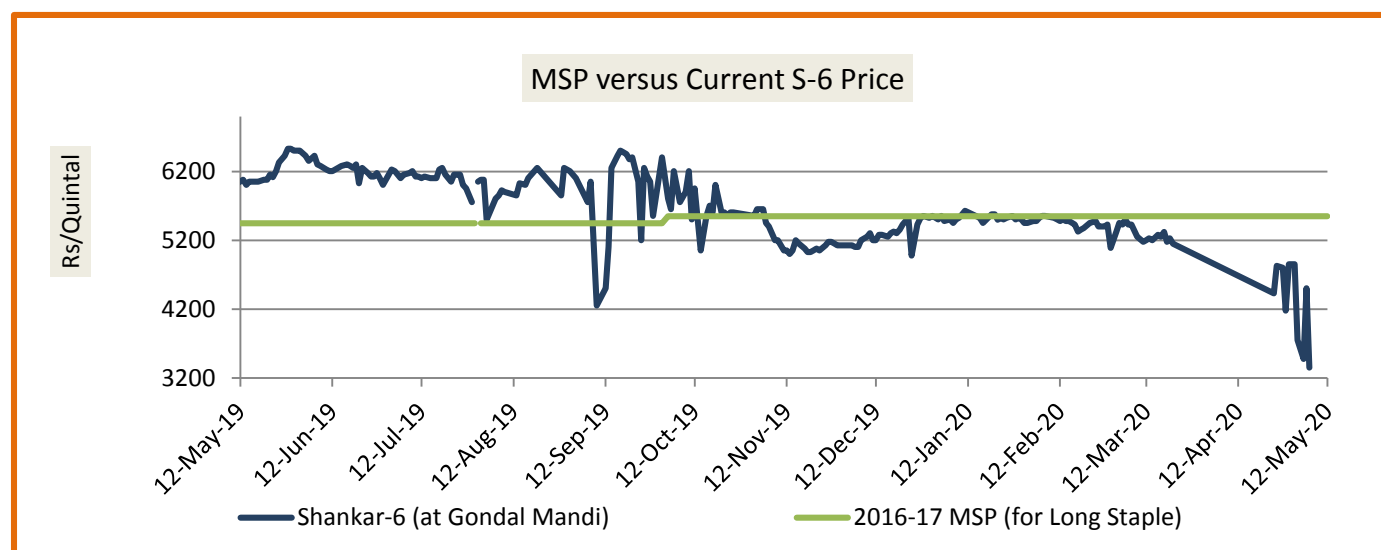


All the markets of Kapas (seed cotton) in country were closed in April month, but the same was ruling lower in March compared to the prices during the corresponding month of the previous season due to the lower demand this year.

Monthly average price of Kapas at Rajkot remained Rs. 5275 per quintal during March, which was Rs 5774/quintal during the corresponding month last year and the prices in April'19 were hovering around Rs. 6283/q. We expect Kapas prices to remain low further in the coming month (May) due to the lower demand across the country as well as in international market.

Spot Price versus MSP

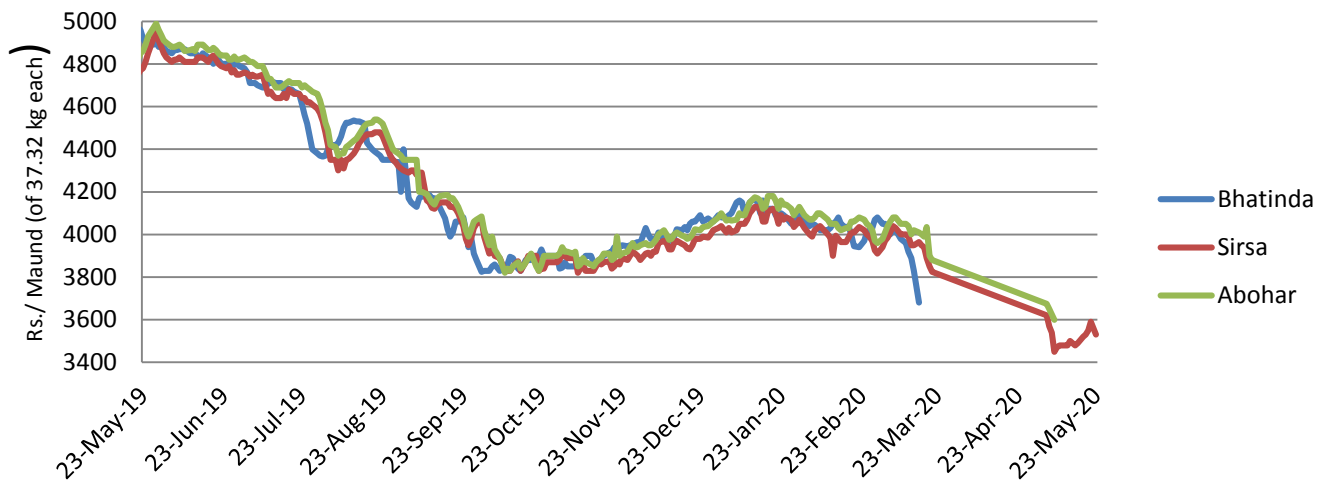
There were no arrivals in the last week in Gondal. Kapas average price at Gondal market was closed before the prior week at Rs.3736/q much lower than MSP and from the prices before lockdown that stood at Rs. 5245/q. Average price in the week stood further down by around Rs.1800/q from MSP (Rs.5550/q). The average gap between the spot price and MSP has declined again, but due to weaker demand of raw cotton in the domestic market.



Lint price Outlook

The Sirsa market was active last week. The average price in the week stood around Rs.3526/maund of 37.32 kg each. There were no arrivals in other markets. The sowing has been started for the new crop year in Punjab and Haryana. The arrivals declined to 5100 quintals in the week ending on 21st May'2 slightly higher compared to the prior week.

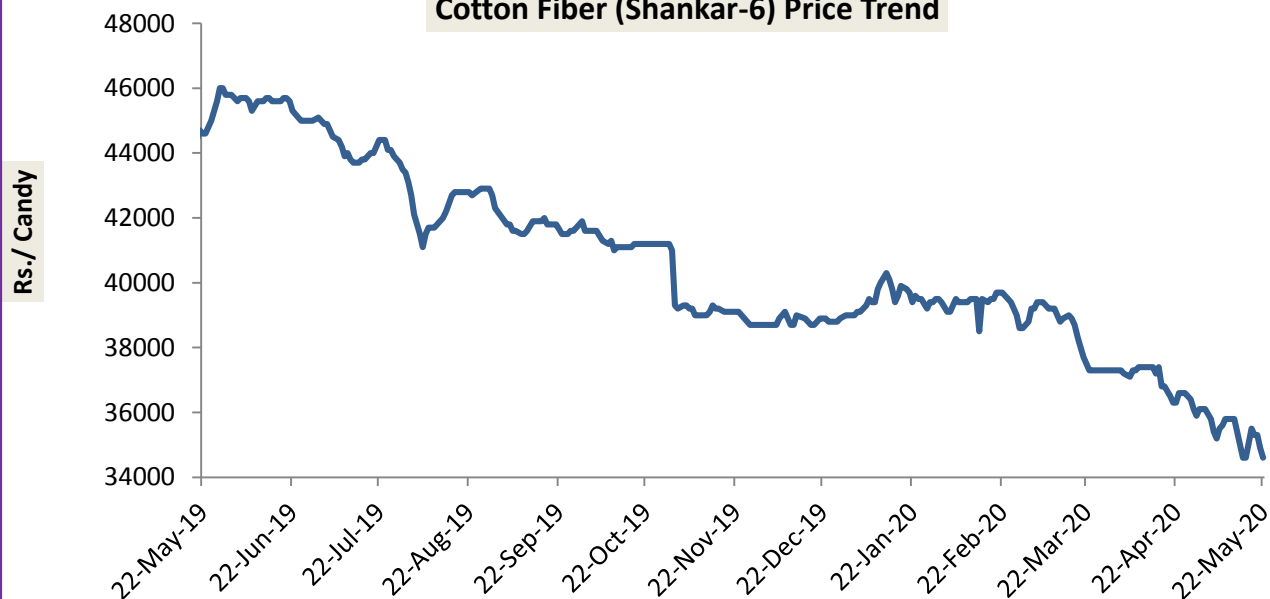
Lint Price Trend at Key Centers



Cotton Fiber price Outlook

Cotton fiber (Shankar-6) of premium quality prices stood further weaker around Rs. 35,033 compared to the previous week due to the weaker demand from the mills amid sluggish functioning. Average price was Rs. 35,566 per candy (of 355.6 kg each) during the last week, and were around Rs. 44,533 per candy last year during the same time. We expect cotton fiber to remain steady to weak in range of Rs 34000-37000 per candy in the coming week candy.

Cotton Fiber (Shankar-6) Price Trend

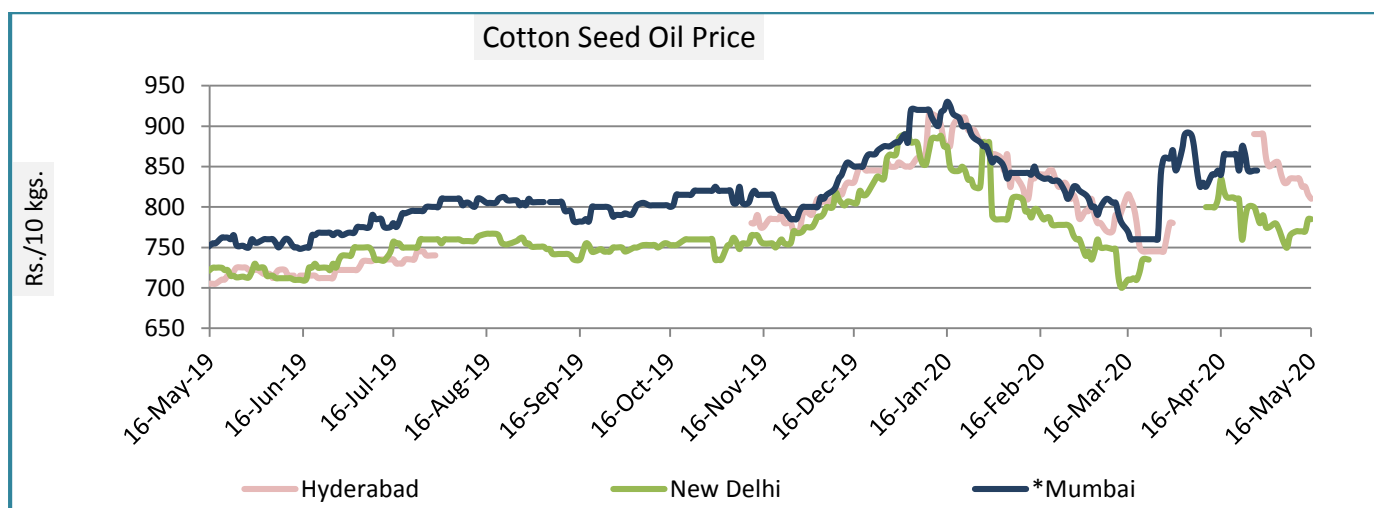


Cotton Seed Oil and Cotton Seed Oil Cake

Cotton Seed Oil weekly Price Scenario

Cotton seed oil price marginally showed mixed trend across all the centres during the past week due to strengthening in Kapas prices. Weekly average price in Hyderabad stood weaker at Rs. 827 and in Mumbai the prices ranged around Rs. 825 due to lower demand and Rs.781 per 10 Kg in New Delhi.

	Weekly Average Price as on (Rs/10 kg.)		% Change
	21-May-20	14-May-20	
New Delhi	781	772	1.19
Rajkot	822	830	-1.00
Hyderabad	827	836	-1.10
Mumbai	825	818	0.81

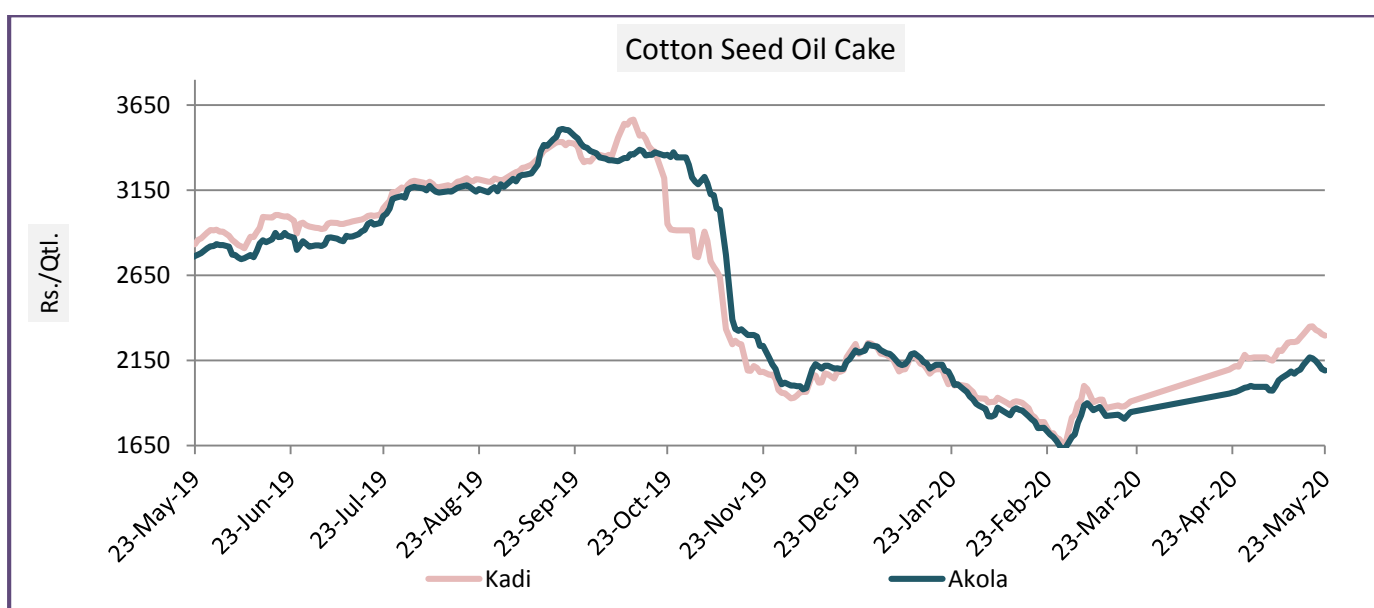


Cotton Seed Oil Cake weekly Price Scenario

NCDEX Cotton seed oil cake futures ended with a weaker note in the past week contrary to the spot prices. As there was improvement in the demand in summers due to which spot prices got support from the previous week. The NCDEX spot prices in Kadi and Akola stood at slightly higher Rs. 2323/q and Rs.2137/q respectively. While cotton seed oilcake futures market was slightly down on the account of weaker market in Cotton and kapas. The selling pressure has increased as the prices fall by around 5% with in 5 days. NCDEX Cocudakl is now getting support at 1926 and below same could see a test of 1874 levels, and first resistance is now likely to be seen at 2046. The prices are lower compared to the previous year due to the shortage of crop in the previous year. Weekly average price in Akola was Rs. 1866 per quintal before lockdown in March.

Centers	Weekly Average Price as on (Rs/quintal.)*		% Change
	21-May-20	14-May-20	
Kadi	2323	2242	3.64
Akola	2137	2066	3.42

*Source: NCDEX



International Market Scenario

International US cotton spot prices stood slightly firm at 58.55 cents/lbs during the week. Also Cotlook A index weekly average stood higher at 66.51 cents/pound this week, which was 65.47 at cents/pound during last week.

Major Market Highlights:

- **The cotton trading has slightly improved after easing down the lockdown in Pakistan.** The demand has increased but the trading of yarn and cotton will fully resume after Ramazan and Eid holidays. A threat of locust infestation is prevailing on cotton in Pakistan. The sowing has completed in lower areas of Sindh while sowing is going on in upper areas of Sindh and many areas of Punjab. The farmers reported that the seed quality was not good that showed only 30 percent to 50 percent germination level.
- **The world cotton market is suppressed after the rapid spread of Covid-19 has become pandemic.** There has been a decline in demand from across the world due to the closure of all non- essential businesses. China has commenced its spinning operations but the recovery rate is not satisfactory enough due to the lack of

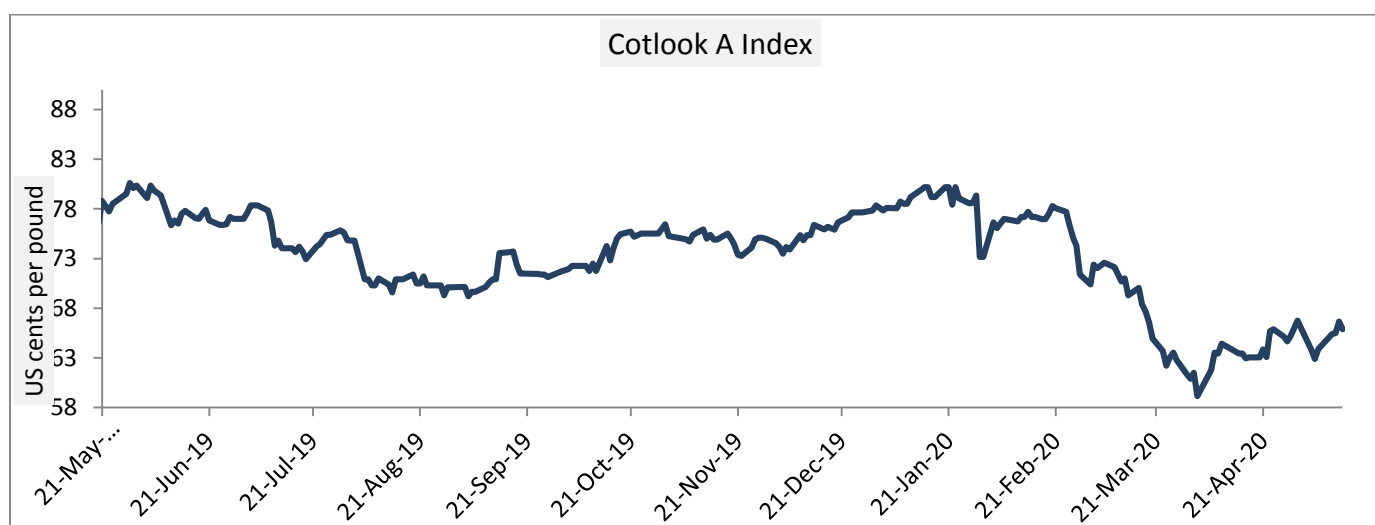
demand. The forecast for 2019-20 world cotton consumption dropped further by 5% to 104 million bales in May' 20 compared to April'20. USDA increased world consumption by 11 percent for the 2020-21 season to 116.46 million bales. The current forecast of world cotton demand is at 250 million bales, while the world cotton supply is at a relatively high level of 242 million bales. The ICE futures dropped to 55 cents/lbs in first week of May'20 from around 63 cents/lbs in March'20 first week.

- US textile and apparel total import was down by 12.6% year on year in Mar'20.** Imports from China were impacted as well from the port closures in February and March as the virus stormed through China. US imports from China fell 22.6%, and apparel imports only fell 42.6%. COVID-19 pandemic outbreak has affected on foreign trade, and the amount and quantity of China's textile and apparel imported by the United States have declined sharply. While an improvement in sale of cotton is seen as China has started buying US cotton in the first week of May'20 that would help gain the cotton prices globally.

Cotlook A Index

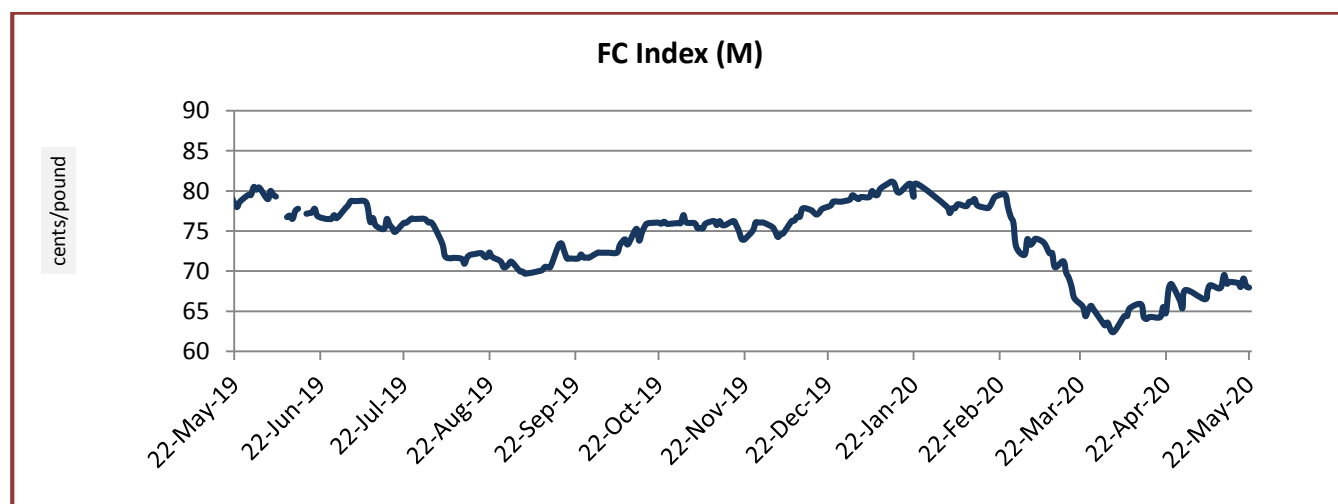
Cotlook A index noticed slightly firm in last week. The Cotlook A Index was at 66.39 cents/lb higher than the previous week (65.47 cents/lb) and much lower compared to the previous month due to the global economic breakdown after the outbreak of coronavirus in world.

Cotlook A Index	WeeklyAverage Price change as on		% Change
	14-May-20	14-May-20	
Prices	66.39	65.47	1.41
Prices in US cents per Pound			

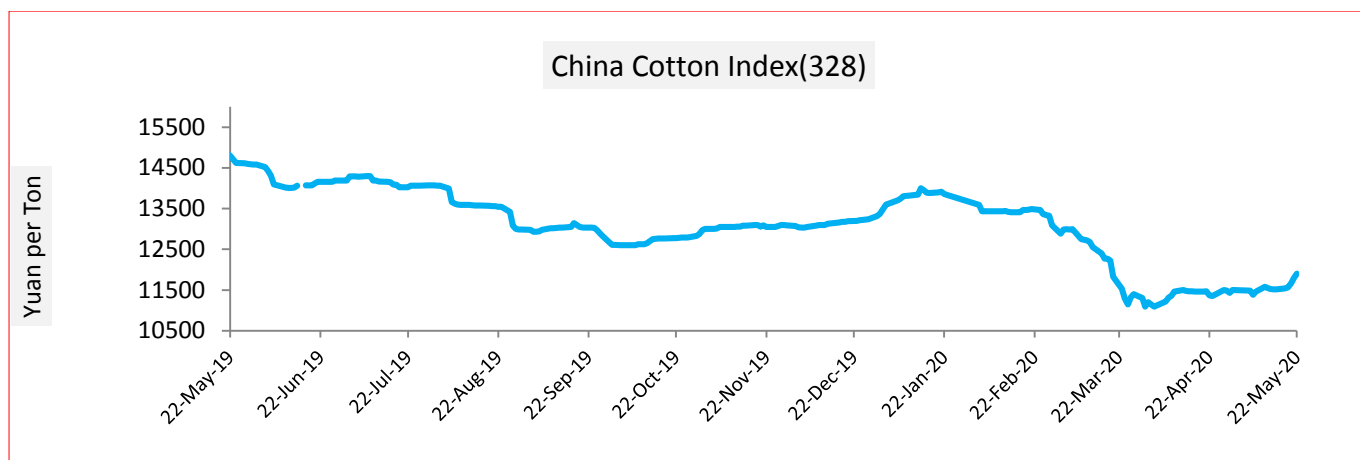


China Cotton Index and Foreign Cotton Index

Cotton Index	Weekly Average Price as on		% Change
	21-May-20	14-May-20	
FC (S)	72.04	72.03	0.01
FC (M)	68.49	68.44	0.08
FC (L)	67.21	66.57	0.96
Prices in US cents per Pound			



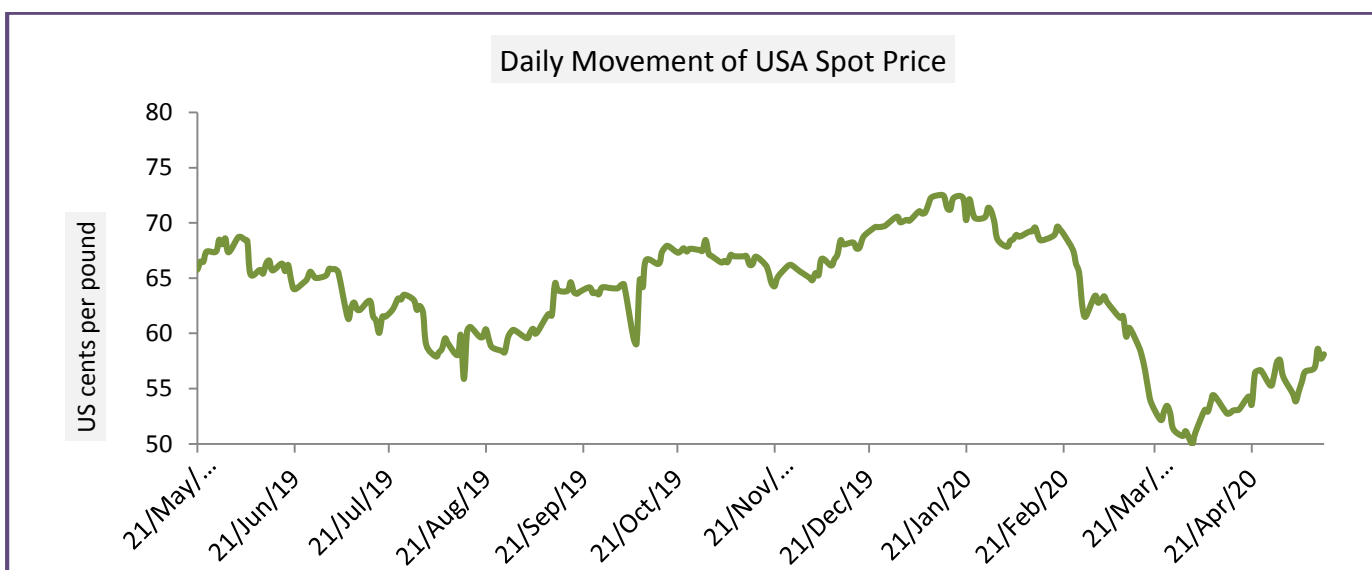
Cotton Index	Weekly Average Price as on		% Change
	21-May-20	14-May-20	
CCIndex(328)	11617.20	11526.00	11617.20
CCIndex(527)	10806.00	10741.20	10806.00
CCIndex(229)	11922.40	11834.60	11922.40
Prices in Yuan per ton			



USA Spot Prices

According to the USDA's weekly Crop Progress and Condition Report, cotton is 44 percent planted across the Cotton Belt, versus a five-year average of 40 percent. Net new sales for the week ending on 14th May totaled 128,900 bales for the 2019-20 marketing year and 120,200 bales for the 2020-21 marketing year that starts 1st August. Again, sales to China accounted for the bulk of new sales similar to previous weeks. Despite the trade tensions between USA and China, China is buying ample amount of cotton from US without any cancellations. As many as 4.5 million bales will be bought in the current season. So far, around 1.3 million have been booked.

USA Spot Prices	Monthly Average Price as on		% Change
	21-May-20	14-May-20	
Prices	58.55	57.56	1.73
Prices in US cents per Pound			



Pakistan Spot Prices

The prices stood stagnant as no trading activity was reported in the local cotton market. It is expected that the trading might resume after Eid holidays. After the easing of the lockdown the demand of the textile products is increased to some extent. Area sown in Punjab till 1st week of May 2020 was not satisfactory and recorded at 1.24 million acres which is only 25 percent of the tentative target and 21 percent less than previous year. In some areas there is an extreme threat of attack of locusts and necessary steps are taken to avoid its attack to protect the crop.

Karachi Spot Prices	Weekly Average Price as on		% Change
	21-May-20	14-May-20	
Prices	8760	8760	0.00
Prices in Rs per 37.32 Kg			

Commodity: Cotton

Exchange: MCX

Contract: Jun

Expiry: Jun 30, 2020



Technical Commentary:

- Cotton 29 mm MCX Jan contract faces resistance at 16250.
- Relative strength indicator (RSI) reached the neutral region.
- The price closed below moving average.
- Price declined while open interested increased indicating short buildup.

We will advise traders to sell today.

Strategy: Sell

Intraday Supports & Resistances				S2	S1	PCP	R1	R2
Cotton	MCX	Jun		15335	15600	15740	16140	16400

			Call	Entry	T1	T2	SL
Cotton	MCX	Jun	Sell	15830	15710	15610	15902

* Do not carry-forward the position next day.

Commodity: Cotton Seed oil Cake
Contract: June

Exchange: NCDEX
Expiry: June 20, 2020



Technical Commentary:

- Overall Candlestick pattern depicts bearish movement.
- RSI reached in neutral region.
- Prices closed at 9 and 18 days EMAs.
- Both Price & open interested decreased indicating long liquidation.

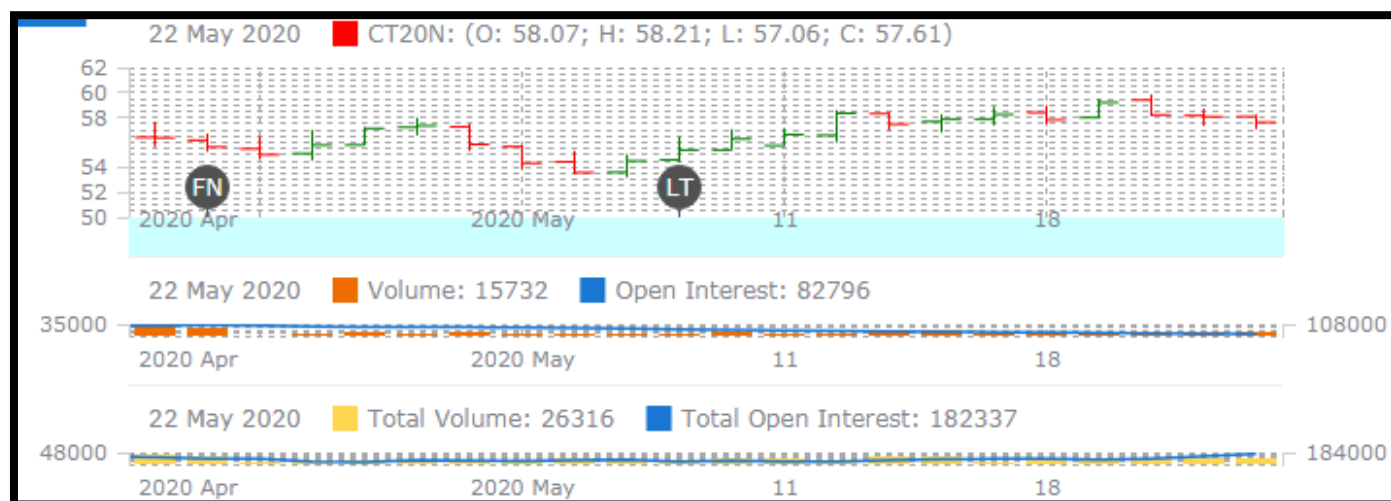
We will advise traders to sell today.

Strategy: **Sell**

Intraday Supports & Resistances			S2	S1	PCP	R1	R2
Cotton oil cake	NCDEX	Jun	1840	1890	1964	2050	2120
Intraday Trade Call			Call	Entry	T1	T2	SL
Cotton oil cake	NCDEX	Jun	Sell	1989	1959	1939	2007

* Do not carry-forward the position next day.

Technical Analysis of Cotton Future (Jul'20 Contract) at ICE



- Candlesticks denote bullish movement in the market.
- Both Total volume & Open Interest increased compared to last week.
- We expect cotton prices to remain steady to weak in the coming week.

Expected Price Range During Coming month

Expected Trend	Expected Trading Band
Range bound to Bearish Momentum	52-64

Expected Support and Resistance

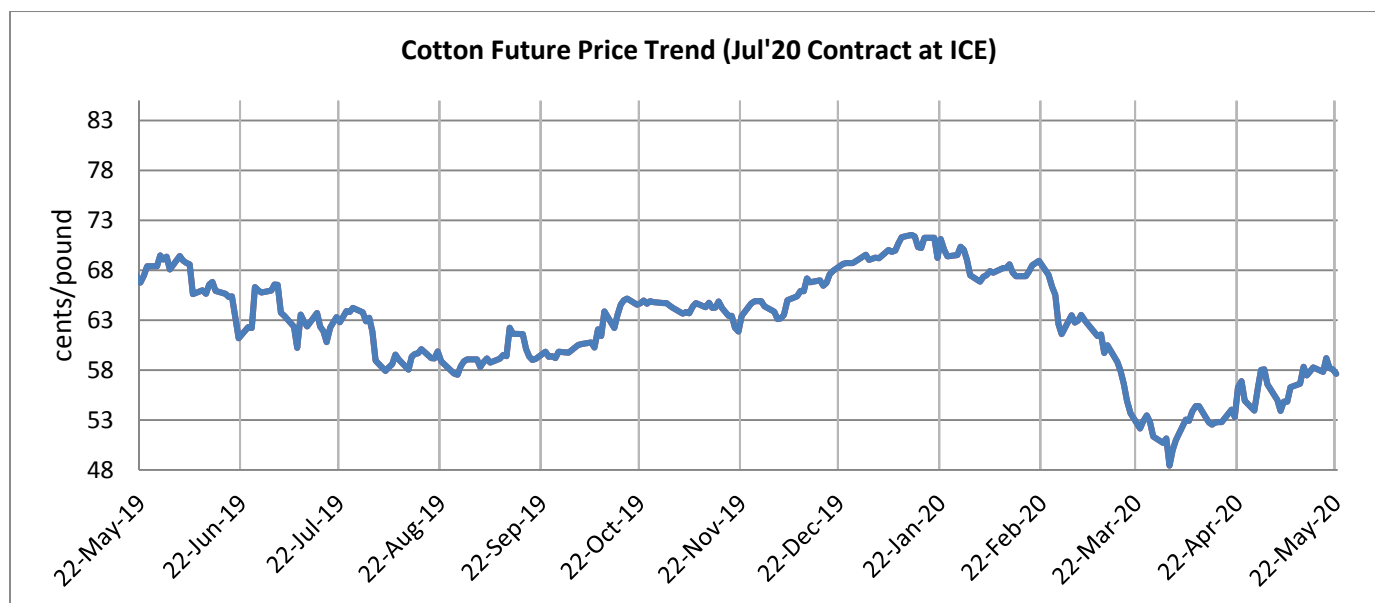
Support 1	Support 2	Resistance 1	Resistance 2
48	52	59	64

Figures in US cents/pound

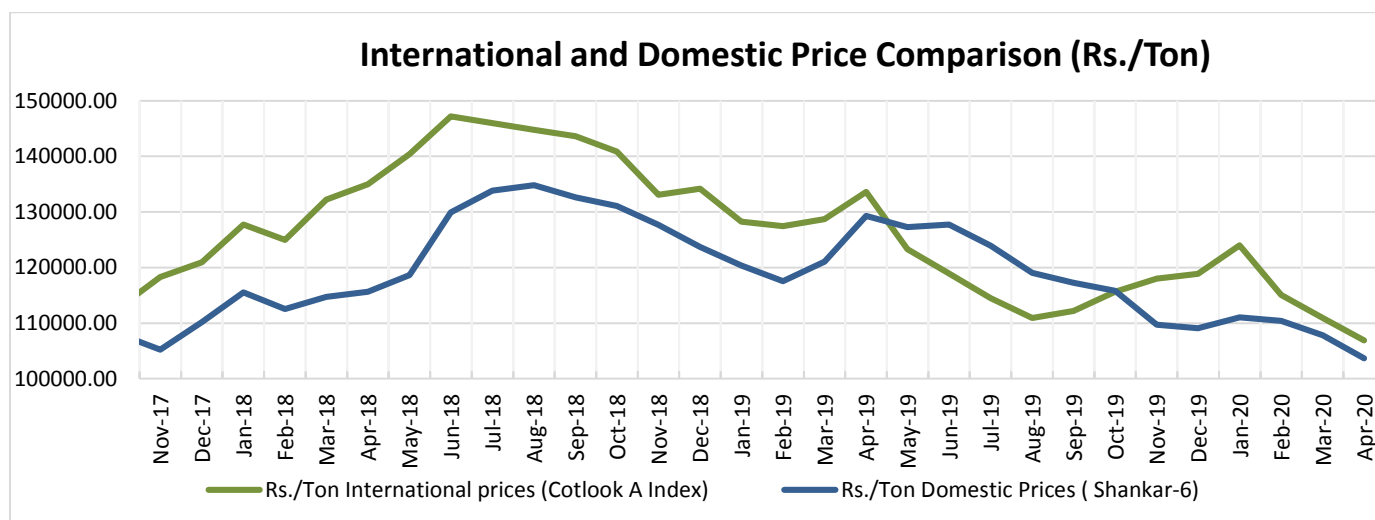
Cotton Future Prices at ICE

Cotton Prices in Future Contract on ICE						Prices in cents/Lb	
Contracts	22-May-20	22-Apr-20 (1 month ago)	21-Feb-20 (3 months ago)	25-Nov-19 (6 months ago)	23-May-19 (a year ago)	% Change over a month	% Change over previous year
1-Jul-20	57.61	56.14	69.84	67.58	67.48	2.62	-14.63
1-Oct-20	57.51	57.58	69.24	67.48	67.23	-0.12	-14.46
1-Dec-20	57.81	57.68	69.65	64.69	66.83	0.23	-13.50
1-Mar-21	58.73	58.80	70.22	65.80	67.56	-0.12	-13.07
1-May-21	59.57	59.35	69.00	66.81	68.4	0.37	-12.91

Future Price Trend (Active Contract):



International and Domestic Price Comparison



Cotton Prices at Key Spot Markets:

Commodity	Kapas		Weekly Average Prices (Rs./Quintal)		Change
State	Centre	Variety	15th May'20 to 21st May'20	8th May'20 to 14th May'20	
Gujarat	Ahmedabad	Shankar-6	Closed	Closed	-
	Gondal	Shankar-6	NA	3920	-
	Rajkot	B.T. Cotton	4832	4696	136
	Patan	B.T. Cotton	4368	4095	273
	Kadi	B.T. Cotton	4758	4649	110
	Deesa	B.T. Cotton	NA	NA	-
	Dhrol	B.T. Cotton	NA	NA	-
Haryana	Bhiwani	B.T. Cotton	NA	NA	-
	Bhiwani	Desi	NA	NA	-
	Adampur	B.T. Cotton	5390	NA	-
	Fatehabad	B.T. Cotton	5405	5405	Unch
	Jind	B.T. Cotton	NA	NA	-
	Uchana	B.T. Cotton	NA	NA	-
	Dabwali	B.T. Cotton	5405	5409	-4
Rajasthan	Hanumangarh	B.T. Cotton	NA	NA	-
	Rawatsar	B.T. Cotton	Closed	Closed	-
Madhya Pradesh	Khandwa	Mech-1	Closed	Closed	-

	Khargaon	Mech-1	Closed	Closed	-
Maharashtra	Amravati	Mech-1	4500	NA	-
	Jamner	Medium Staple	NA	NA	-
Uttar Pradesh	Hathras	B.T. Cotton	NA	NA	-
	Hathras	Desi	NA	NA	-
Telangana	Adilabad	Un-Ginned	NA	2678	-
Andhra Pradesh	Adoni	Medium Staple	4604	4589	15
Karnataka	Bijapur	Bunny	4535	4764	-229
	Hubli	D.C.H.	2450	2475	-25
	Hubli	B.T. Cotton	683	NA	-
	Raichur	H-44 Cotton	4866	4622	244
Commodity	Lint		Prices (Rs./Maund of 37.32kg each)		Change
State	Centre	Variety	15th May'20 to 21st May'20	8th May'20 to 14th May'20	
Punjab	Bhatinda	J-34	NA	3680	-
	Abohar	J-34	Closed	Closed	-
	Mansa	J-34	NA	3638	-
Haryana	Sirsa	J-34	3527	3496	31
Rajasthan	Sri-Ganganagar	J-34	Closed	Closed	-

Cotton Arrivals in Key Centers:

Commodity	Kapas		Weekly Sum Arrivals (Quintal)		Change
State	Centre	Variety	15th May'20 to 21st May'20	8th May'20 to 14th May'20	
Gujarat	Ahmedabad	Shankar-6	Closed	Closed	-
	Gondal	Shankar-6	NA	883	-
	Rajkot	B.T. Cotton	13980	21540	-7560
	Patan	B.T. Cotton	11084	4140	6944
	Kadi	B.T. Cotton	25500	19400	6100
	Deesa	B.T. Cotton	NA	NA	-
	Dhrol	B.T. Cotton	NA	NA	-
Haryana	Bhiwani	B.T. Cotton	NA	NA	-
	Bhiwani	Desi	NA	NA	-
	Adampur	B.T. Cotton	510	NA	-

	Fatehabad	B.T. Cotton	NA	NA	-
	Jind	B.T. Cotton	NA	NA	-
	Uchana	B.T. Cotton	NA	NA	-
	Dabwali	B.T. Cotton	9800	5725	4075
Rajasthan	Hanumangarh	B.T. Cotton	NA	NA	-
	Rawatsar	B.T. Cotton	Closed	Closed	-
Madhya Pradesh	Khandwa	Mech-1	Closed	Closed	-
	Khargaon	Mech-1	NA	NA	-
Maharashtra	Amravati	Mech-1	2000	NA	-
	Jamner	Medium Staple	NA	NA	-
Uttar Pradesh	Hathras	B.T. Cotton	NA	NA	-
	Hathras	Desi	NA	NA	-
Telangana	Adilabad	Un-Ginned	NA	4789510	-
Andhra Pradesh	Adoni	Medium Staple	460	970	-510
Karnataka	Bijapur	Bunny	4585	7113	-2528
	Hubli	D.C.H.	105	NA	-
	Hubli	B.T. Cotton	NA	NA	-
	Raichur	H-44 Cotton	2115	3771	-1656
Commodity		Lint		Weekly Sum Arrivals (Quintal)	
State	Centre	Variety	15th May'20 to 21st May'20	8th May'20 to 14th May'20	Change
Punjab	Bhatinda	J-34	NA	NA	-
	Abohar	J-34	NA	NA	-
	Mansa	J-34	NA	NA	-
Haryana	Sirsa	J-34	5100	4505	595
Rajasthan	Sri-Ganganagar	J-34	Closed	Closed	-

Cotton Association of India Spot Rates:

Trade Name	Staple	Micronaire	Strength/ GPT	Weekly Average Prices		+/- Change
				15th May'20 to 21st May'20	8th May'20 to 14th May'20	
Bengal Deshi (RG)/Assam Comilla (101)	Below 22mm	5.0 - 7.0	15	34650	35307	-657
Bengal Deshi (SG)(201)	Below 22mm	5.0 - 7.0	15	35050	35707	-657
J-34(202)	26mm	3.5 - 4.9	23	33517	34457	-940
H-4/ MECH-1(105)	28mm	3.5 - 4.9	27	34150	34687	-537
Shankar-6(105)	29mm	3.5 - 4.9	28	35033	35567	-533
Bunny/ Brahma(105)	31mm	3.5 - 4.9	30	35500	35887	-387
MCU-5/ Surabhi(106)	32mm	3.3 - 4.9	31	35217	35587	-370
DCH-32(107)	34mm	3.0 - 3.8	33	35633	36087	-453

Week on Week Price: Scenario of Cotton:

Commodity	Kapas		Today	Week Ago	Month Ago	Year Ago
State	Centre	Variety	23-May-20	16-May-20	22-Apr-20	24-May-19
Gujarat	Ahmedabad	Shankar-6	Closed	Closed	Closed	6250
	Gondal	Shankar-6	NA	NA	Closed	5500
	Rajkot	B.T. Cotton	4860	4800	Closed	5530
	Patan	B.T. Cotton	4650	4810	Closed	5515
	Kadi	B.T. Cotton	NA	4800	Closed	5550
	Deesa	B.T. Cotton	NA	0	Closed	NA
	Dhrol	B.T. Cotton	NA	0	Closed	NR
Haryana	Bhiwani	B.T. Cotton	NA	NA	Closed	5600
	Bhiwani	Desi	NA	NA	Closed	NA
	Adampur	B.T. Cotton	NA	NA	Closed	5350
	Fatehabad	B.T. Cotton	5405	5405	Closed	5350
	Jind	B.T. Cotton	NA	NA	Closed	5700
	Uchana	B.T. Cotton	NA	NA	Closed	5385
	Dabwali	B.T. Cotton	5405	5405	Closed	NR
Rajasthan	Hanumangarh	B.T. Cotton	Closed	NA	Closed	Closed
	Rawatsar	B.T. Cotton	Closed	Closed	Closed	Closed

Madhya Pradesh	Khandwa	Mech-1	Closed	Closed	Closed	5491
	Khargaon	Mech-1	NA	NA	0	5427
Maharashtra	Amravati	Mech-1	Closed	NA	Closed	5300
	Jamner	Medium Staple	NA	NA	0	NA
Uttar Pradesh	Hathras	B.T. Cotton	NA	0	0	NA
	Hathras	Desi	NA	0	0	NA
Telangana	Adilabad	Un-Ginned	NA	0	0	5400
Andhra Pradesh	Adoni	Medium Staple	4615	4625	NA	6179
Karnataka	Bijapur	Bunny	NA	4439	0	5929
	Hubli	D.C.H.	NA	4000	0	NA
	Hubli	B.T. Cotton	NA	0	0	NA
	Raichur	H-44 Cotton	NA	4725	0	5470
Commodity	Lint		Today	Week Ago	Month Ago	Year Ago
State	Centre	Variety	23-May-20	16-May-20	22-Apr-20	24-May-19
Punjab	Bhatinda	J-34	NA	NA	Closed	4885
	Abohar	J-34	NA	NA	Closed	4890
	Mansa	J-34	NA	NA	Closed	4830
Haryana	Sirsa	J-34	3530	3490	Closed	4810
Rajasthan	Sri-Ganganagar	J-34	Closed	Closed	Closed	0

Cotton Arrivals in Key Centers:

Commodity	Kapas		Arrivals (Quintal)	Arrivals (Quintal)	Arrivals (Quintal)	Arrivals (Quintal)
State	Centre	Variety	23-May-20	16-May-20	22-Apr-20	24-May-19
Gujarat	Ahmedabad	Shankar-6	Closed	Closed	Closed	7650
	Gondal	Shankar-6	NA	NA	Closed	45
	Rajkot	B.T. Cotton	2800	2970	Closed	425
	Patan	B.T. Cotton	5180	5478	Closed	0
	Kadi	B.T. Cotton	NA	3000	Closed	0
	Deesa	B.T. Cotton	NA	0	Closed	0
	Dhrol	B.T. Cotton	NA	0	Closed	9
Haryana	Bhiwani	B.T. Cotton	NA	NA	Closed	0
	Bhiwani	Desi	NA	NA	Closed	0
	Adampur	B.T. Cotton	NA	NA	Closed	255
	Fatehabad	B.T. Cotton	NA	NA	Closed	0
	Jind	B.T. Cotton	NA	NA	Closed	0

	Uchana	B.T. Cotton	NA	NA	Closed	0
	Dabwali	B.T. Cotton	1700	1200	Closed	0
Rajasthan	Hanumangarh	B.T. Cotton	Closed	NA	Closed	385
	Rawatsar	B.T. Cotton	Closed	Closed	Closed	92
Madhya Pradesh	Khandwa	Mech-1	Closed	Closed	Closed	0
	Khargaon	Mech-1	NA	NA	0	0
Maharashtra	Amravati	Mech-1	Closed	NA	Closed	900
	Jamner	Medium Staple	NA	NA	0	0
Uttar Pradesh	Hathras	B.T. Cotton	NA	0	0	0
	Hathras	Desi	NA	0	0	0
Telangana	Adilabad	Un-Ginned	NA	0	0	0
Andhra Pradesh	Adoni	Medium Staple	NA	0	0	200
Karnataka	Bijapur	Bunny	NA	817	0	344
	Hubli	D.C.H.	NA	50	0	0
	Hubli	B.T. Cotton	NA	0	0	0
	Raichur	H-44 Cotton	NA	450	0	0
Commodity	Lint		Arrivals (Quintal)	Arrivals (Quintal)	Arrivals (Quintal)	Arrivals (Quintal)
State	Centre	Variety	23-May-20	16-May-20	22-Apr-20	24-May-19
Punjab	Bhatinda	J-34	NA	NA	Closed	0
	Abohar	J-34	NA	NA	Closed	0
	Mansa	J-34	NA	NA	Closed	0
	Sirsa	J-34	850	680	Closed	85
	Sri-Ganganagar	J-34	Closed	Closed	Closed	0

Disclaimer

The information and opinions contained in the document have been compiled from sources believed to be reliable. The company does not warrant its accuracy, completeness and correctness. Use of data and information contained in this report is at your own risk. This document is not, and should not be construed as, an offer to sell or solicitation to buy any commodities. This document may not be reproduced, distributed or published, in whole or in part, by any recipient hereof for any purpose without prior permission from the Company. IASL and its affiliates and/or their officers, directors and employees may have positions in any commodities mentioned in this document (or in any related investment) and may from time to time add to or dispose of any such commodities (or investment). Please see the detailed disclaimer at <http://www.agriwatch.com/Disclaimer.asp>

© 2020 Indian Agribusiness Systems Ltd.