

COTTON WEEKLY RESEARCH REPORT

01st Jun 2020

Domestic market summary

Domestic market Scenario: Indian cotton remained steady during the week. A new threat of locust on cotton is noticed and is being watched closely to assess the loss. As the locusts have not just registered their presence in the border states of Rajasthan and Gujarat, but in the interiors of Maharashtra, Uttar Pradesh and Madhya Pradesh as well. If the swarms are not controlled on time, then the recently sown cotton crop yield might be affected as the eggs laid by the locusts are more harmful. Indian arrivals picked up and crossed 75,000 bales a day. It shows farmer are still holding big quantities and eager to sale. The India cotton exchange prices stood anywhere between Rs 32,000 to 33,500 per candy. Gujarat Shankar-6 variety cotton spot prices stood around Rs.34,433/ candy during the week.

Weekly Price Outlook : The average price of Kapas is likely to remain between Rs. 4600-4900/q in Rajkot while the prices in Andhra Pradesh likely to hover around Rs.4100-4500/q.

Major Market Highlights:

- Ginning factories across India are still running slowly at 50-60% capacity due to shortage of labour and it is expected that CCI would not be able to procure kapas that is left with the farmers before monsoon arrives.
- Cotlook index remained steady (66.98 cents/lbs) higher compared to the ICE cotton future (57.87 cents/lbs).
- All India arrivals have reached between 70,000 to 80,000 bales per day.
- Indian Rupee remained weaker between 75.55 and 76.01 during this week.

Market Highlights:

- **CAI has released its May'20 cotton estimates and declined the cotton crop to 330 lakh bales from 354 lakh bales from its previous estimates for 2019-20 crop year.** The total of 285.09 lakh bales of cotton have been arrived so far till 30th Apr'20 from the starting of the season. Although, the production is higher compared to the previous year while CAI estimates that the harvested crop is not likely to arrive in the market as expected due to the weaker prices and disruption in procurement of cotton amid covid-19 pandemic. Due to which a lot of kapas would be carry forwarded to the upcoming season. As soon as CCI stops purchasing, the arrivals might go further down as the rates offered by the private traders are far less than MSP.
- **According to CAI, the projections for exports in this season has been increase by 5 lakh bales to 47 lakh bales** from 42 lakh bales as fall in Indian rupee made the Indian cotton the cheapest in the world and attractive. The projections for imports declined to 15 lakh bales from 25 lakh bales. According to CAI, a total of 12.5 lakh bales of import shipments is expected to have reached at Indian ports and 32.5 lakh bales of cotton have been exported so far this season. Consumption by Indian spinning mills from 1st Oct'20 to 30th Apr'20 is estimated to have reached at 160 lakh bales.

- Around 80% cotton sowing has been completed in northern India so far. In few areas, the crop reached near vegetative phase and few are germinating.** The locust attack in the northern region of India can have a ravaging effect on the cotton crop for the coming season (2020-21). The situation is critical in Northern and western Rajasthan including the districts of Shri Ganganagar, Hanumangarh, Gharsana and Rawla. Now the farmers in Punjab and Haryana are also in fear that it might get severe in both states damaging their crop in early stages in the coming days. The swarms are likely to spread towards Gujarat, MP and Maharashtra also. Punjab, Haryana and Rajasthan all three states contribute around 17% of the total India's cotton production.
- In Maharashtra and Gujarat, there is about 32 lakh quintals unsold cotton stock that is remaining with farmers.** And with the approaching monsoon, the farmers might face difficulty in selling their produce to CCI. Once the moisture increases with upcoming monsoon, moisture content in kapas will rise making it non FAQ grade. Kapas prices in Maharashtra and Gujarat in May, have been Rs 4,500 per quintal and Rs 4,650 per quintal respectively.

Cotton Balance Sheet (India):

Cotton Balance Sheet									
In Lakh Bales(170 KGS)	2015-16	2016-17	2017-18	2018-19	2019-20*	Oct-Dec	Jan-Mar	Apr-June	July-Sept
Supply									
Opening stock	66.2	36.7	48.0	25.0	24.6	24.6	60.5	114.8	131.4
Cotton production	332.0	345.0	365.0	321.1	351.8	125.9	157.1	46.8	22.0
Imports	22.8	30.9	15.0	32.0	23.2	6.5	6.0	4.6	6.1
Total supply	421.0	412.6	428.0	378.1	399.6	157.0	223.6	166.2	159.5
Demand									
Mill consumption	270.2	262.7	288.0	265.0	218.8	74.1	76.0	21.5	47.3
Consumption by SSI	27.1	26.2	27.0	27.0	21.8	7.5	7.4	2.0	4.9
Non Mill consumption	18.0	17.5	19.0	19.5	19.1	4.9	4.4	4.9	4.9
Exports	69.1	58.2	69.0	42.0	41.2	10.0	21.0	6.4	3.8
Total Demand	384.4	364.6	403.0	353.5	300.9	96.5	108.8	34.8	60.9
Ending Stock	36.7	48.0	25.0	24.6	98.6	60.5	114.8	131.4	98.6

*All figures in Lakh Bales (of 170 Kgs. Each) Source: CAI&Agriwatch *: estimated*

As per the latest estimates by Agriwatch, cotton output in country during the season 2019-20 would be around 351.8 lakh bales (of 170 kg each) whereas 321 lakh bales was produced in 2018-19.

Following lower production, imports will rise marginally to 32 lakh bales in 2018-19 but in 2019-20 only around 23 lakh bales is expected to import in the new season.

Due to lower opening stock but estimation of higher production of cotton would increase the availability the new season at 399.6 lakh bales.

Total domestic mill consumption (excluding non- mill consumption) in 2019-20 is likely to decline by around 15% amid covid-19 pandemic to 240.6 lakh bales compared to 286 lakh bales during the previous season.

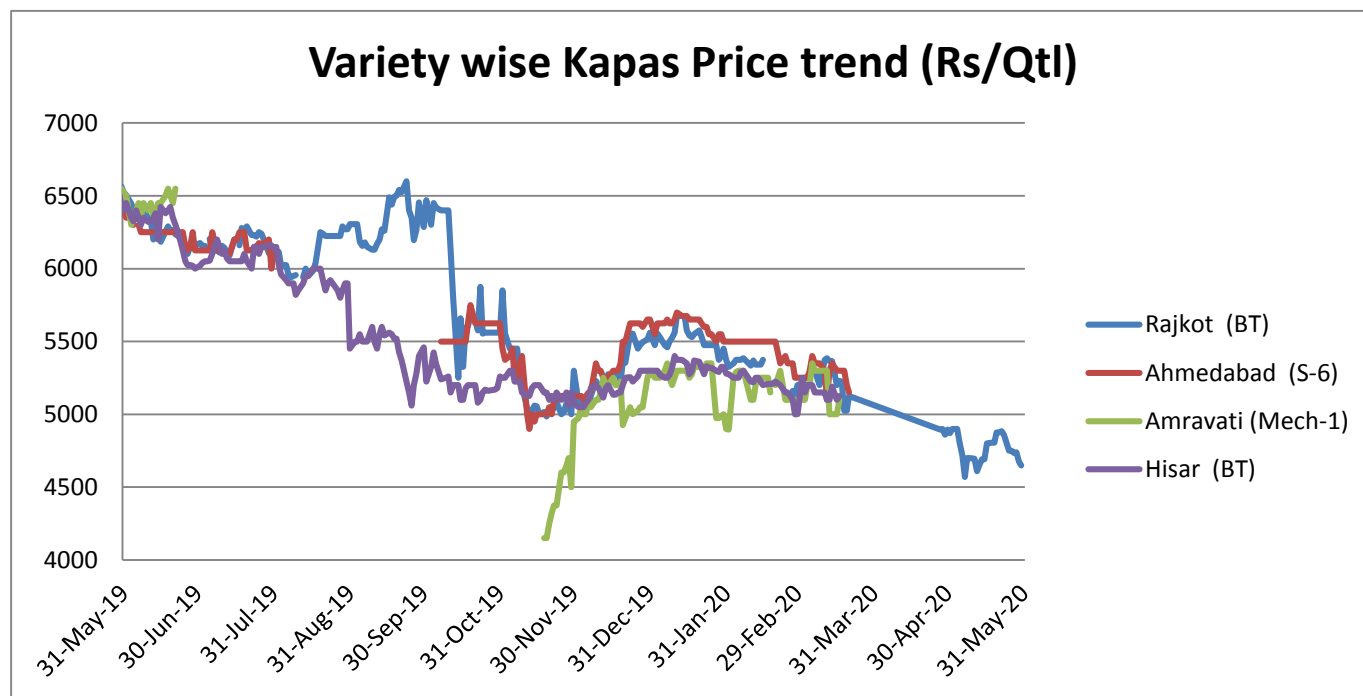
Cotton exports are expected to decline to around 41 lakh bales from earlier estimates of achieving the target of 50 lakh bales in 2019-20 season lower than the previous estimate due to the disruption caused in trade which might continue till April'20.

So, decline in consumption would result in higher ending stocks to around 98 lakh bales, it is higher much higher compared to the ending stocks of previous season.

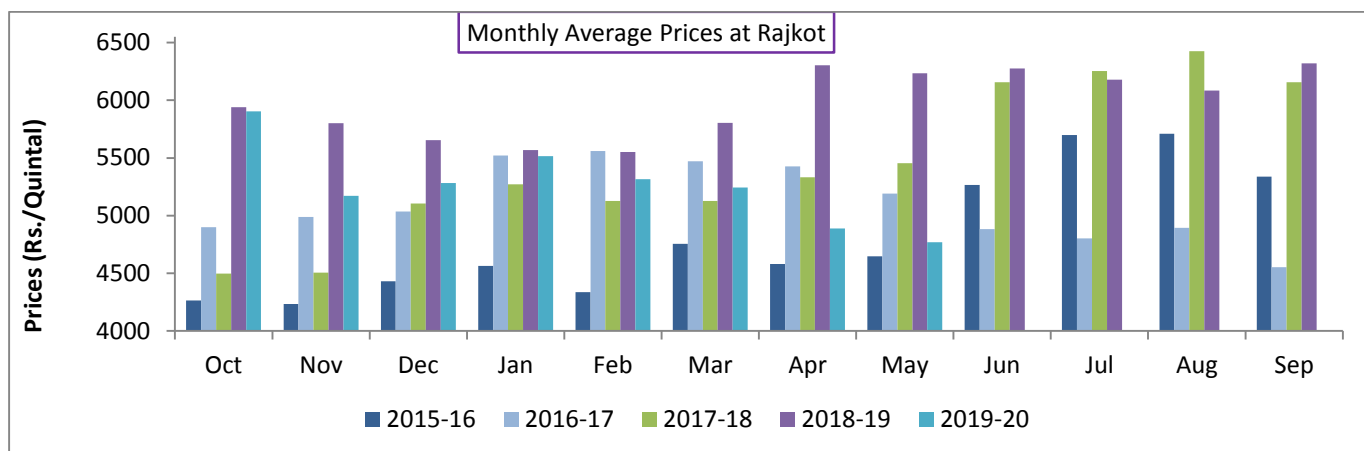
Domestic Cotton Prices Scenario

Kapas (Raw Cotton) Weekly Price Scenario

Weekly Price Review: Weekly kapas average price at Rajkot remained weaker at Rs. 4787/q during last 6 days due to the slower CCI procurement and major activity done by the private traders procuring lower grade cotton. The prices stood at Rs. 4832/quintal in the previous week. While there were no arrivals in Ahmedabad, Amravati & Hisar.



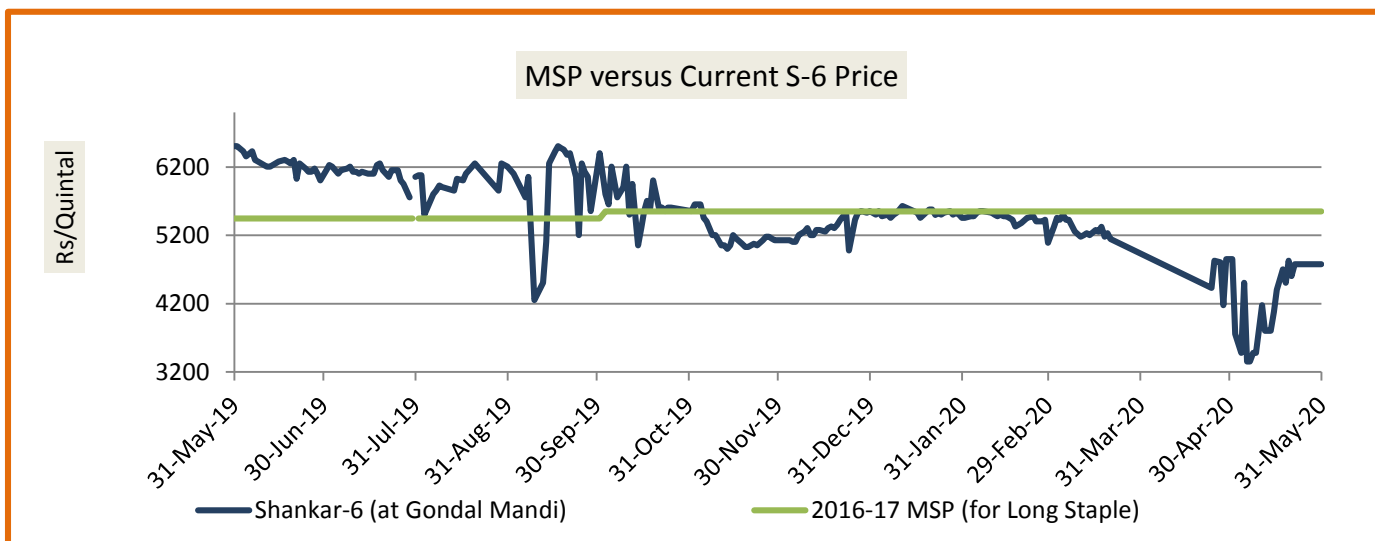
Kapas Monthly M-o-M Price Scenario



Few markets of Kapas (seed cotton) in country were openend in May month, the monthly average price was ruling lower in May at Rs. 4768/q much lower compared to the prices during the corresponding month of the previous season due to the lower demand this year. Monthly average price of Kapas at Rajkot remained Rs. 4887 per quintal during April, which was Rs 6302/quintal during the corresponding month last year in April'19. We expect Kapas prices to remain steady to low further in the coming month (June) due to the lower demand across the country as well as in international market.

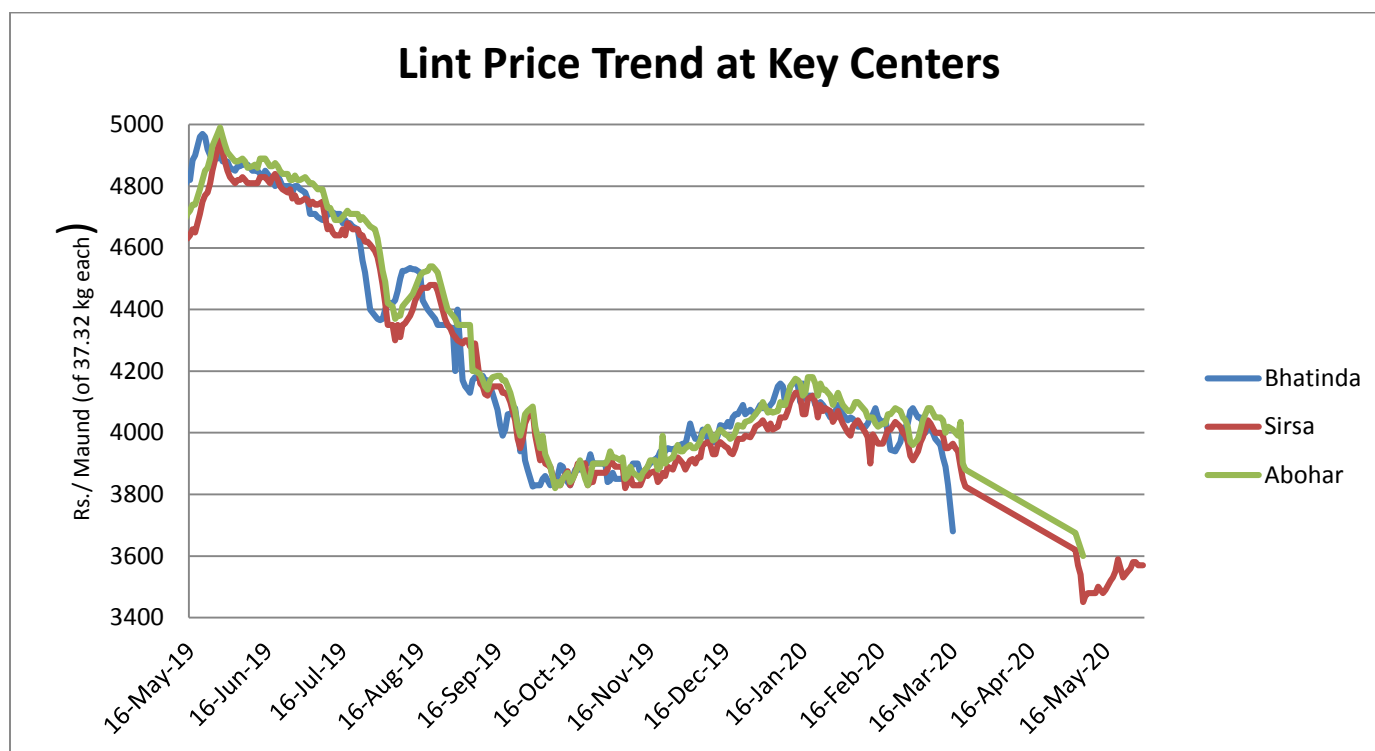
Spot Price versus MSP

There were no arrivals in the last week in Gondal. Kapas average price at Gondal market was closed before the prior week at Rs.4521/q much lower than MSP and from the prices before lockdown that stood at Rs. 5245/q. Average price in the week stood further down by around Rs.1028/q from MSP (Rs.5550/q). The average gap between the spot price and MSP has increased after the lockdown amid coronavirus.



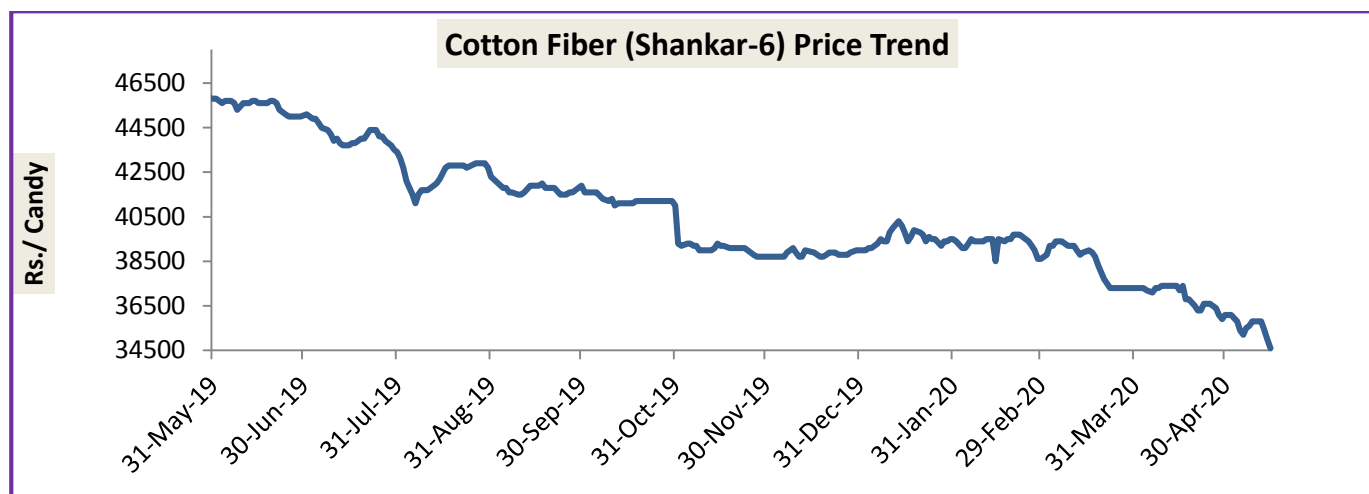
Lint price Outlook

The Sirsa market was active last week while the markets in Punjab were closed as the sowing for new season has started and coming to end of sowing process. The average price in the week stood around Rs. 3560/q a slight increase as few mills were opened and the prior week the stood around Rs.3526/maund of 37.32 kg each. There were no arrivals in other markets. The arrivals slightly increased the week ending on 30th May'20 to 6800 quintals from 5100 quintals in the prior week.



Cotton Fiber price Outlook

The average cotton fiber (Shankar-6) of premium quality prices fall further to Rs. 34433/candy from around Rs. 35,033 compared to the previous week due to the support gained from the fall in rupee against USD. Also, the demand from international market seems positive as Indian cotton is now cheaper in the world market. Average price were around Rs. 45,100 per candy last year during the same time. We expect cotton fiber to remain steady in range of Rs 33500-35000 per candy in the coming week candy.

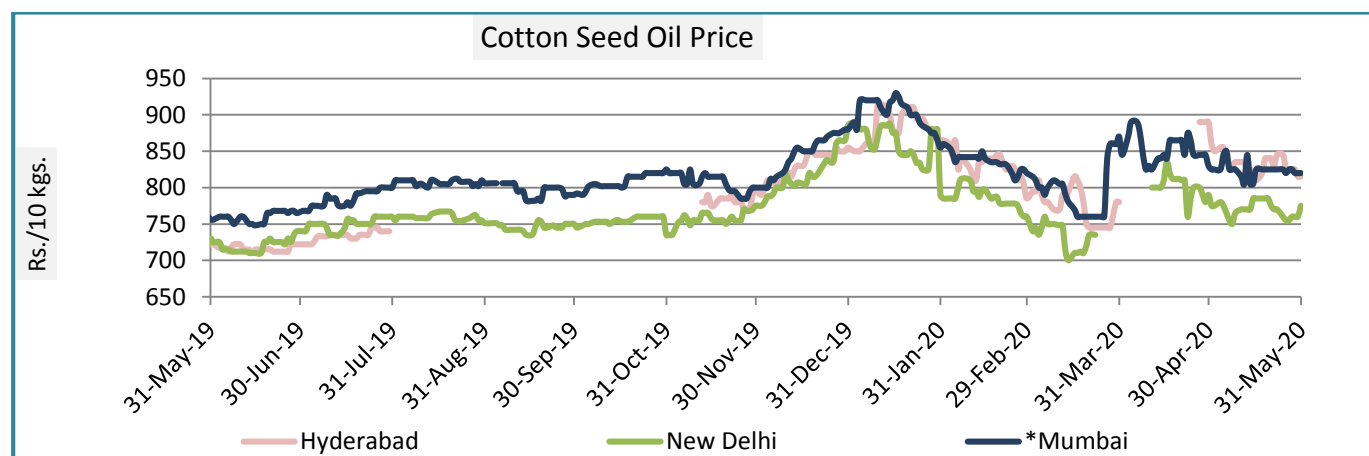


Cotton Seed Oil and Cotton Seed Oil Cake

Cotton Seed Oil weekly Price Scenario

Cotton seed oil price marginally showed weak trend across all the centres during the week ending on 28th May'20 due to slight fall in Kapas prices. Weekly average price in Hyderabad stood weaker at Rs. 815 and in Mumbai the prices ranged around Rs. 822 and Rs.760 per 10 Kg in New Delhi.

	Weekly Average Price as on (Rs/10 kg.)		% Change
	28-May-20	21-May-20	
New Delhi	760	781	-2.69
Rajkot	803	822	-2.27
Hyderabad	815	827	-1.45
Mumbai	822	825	-0.40

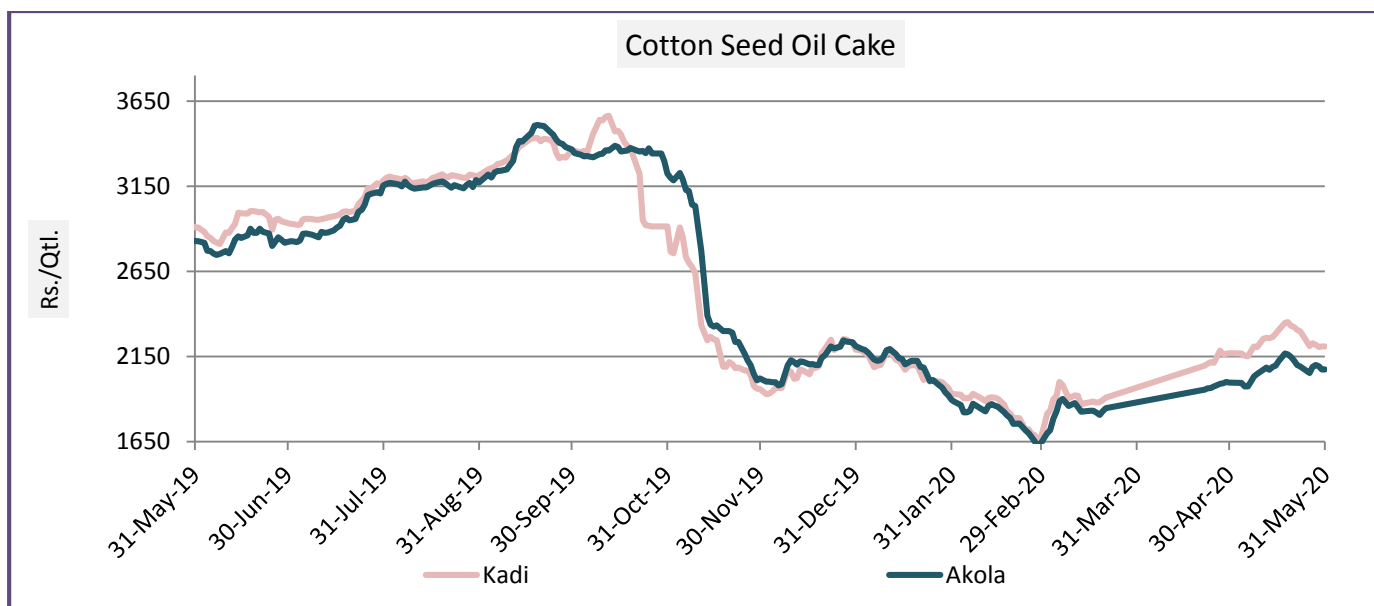


Cotton Seed Oil Cake weekly Price Scenario

NCDEX Cotton seed oil cake futures ended with a weaker note in the past week contrary to the spot prices. A fall in cotton seed oilcake spot prices is reported by 2-3% during the past week as same trend was followed in kapas as well as in cotton. The NCDEX spot prices in Kadi and Akola stood at slightly higher Rs. 2244/q and Rs.2093/q respectively. The selling pressure was maintained as the prices fall by around 4% with in 5 days in the futures market. NCDEX Cocudakl is now getting support at 1910 and below same could see a test of 1880 levels, and first resistance is now likely to be seen at 1980. The prices are lower compared to the previous year due to the shortage of crop in the previous year. Weekly average price in Akola was Rs. 1866 per quintal before lockdown in March.

Centers	Weekly Average Price as on (Rs/quintal.)*		% Change
	28-May-20	21-May-20	
Kadi	2244	2323	-3.39
Akola	2093	2137	-2.06

*Source: NCDEX



International Market Scenario

International US cotton spot prices stood slightly weak at 58.19 cents/lbs during the week. Also Cotlook A index weekly average stood weaker at 66.07 cents/pound this week, which was 66.51 at cents/pound during last week.

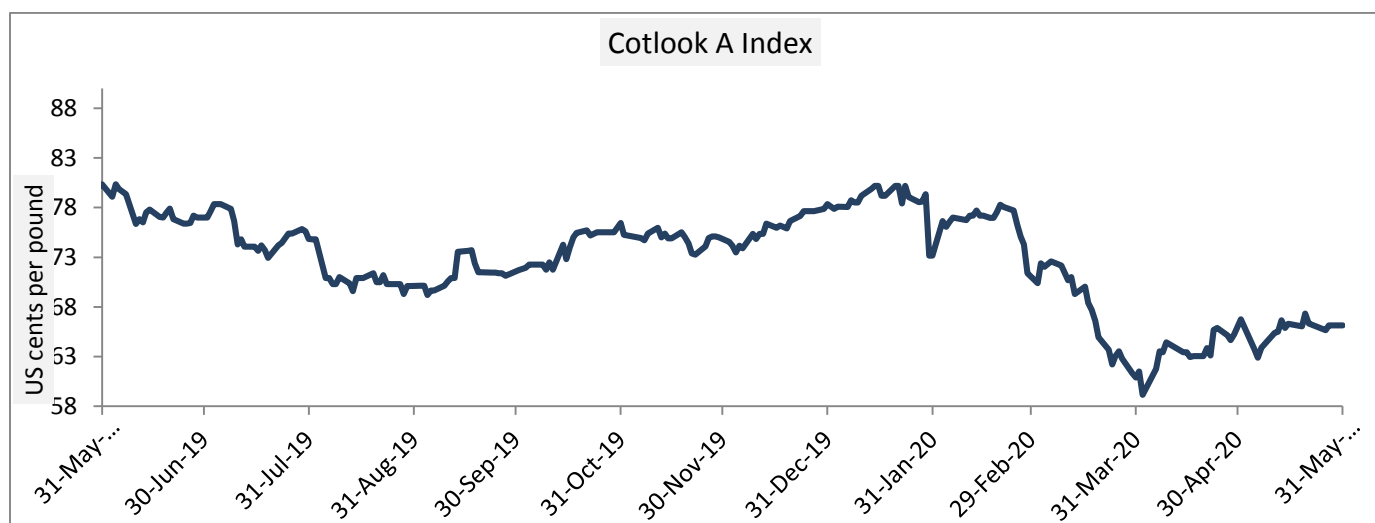
Major Market Highlights:

- The cotton market in Pakistan was not much active even after the festival holidays are over.** It was expected that the trading might take good return after Eid holidays. Because of the clothing business in particular comes to a standstill. A new cause of concern is seen in the Pakistan market of locust attack on already sown crops. In some areas there is an extreme threat of attack of locusts and necessary steps are taken to avoid its attack to protect the crop.
- According to the USDA's weekly Crop Progress and Condition Report,** cotton is 44 percent planted across the Cotton Belt, versus a five-year average of 40 percent in the week ending on 17th May'20. The sowing progress was 39% in the previous year during the same time. In the context of rains, some heavy storms and a fair amount of hail hit West Texas this week. Most producers are still glad for the moisture, but some newly emerging crops will have to be re-planted.

Cotlook A Index

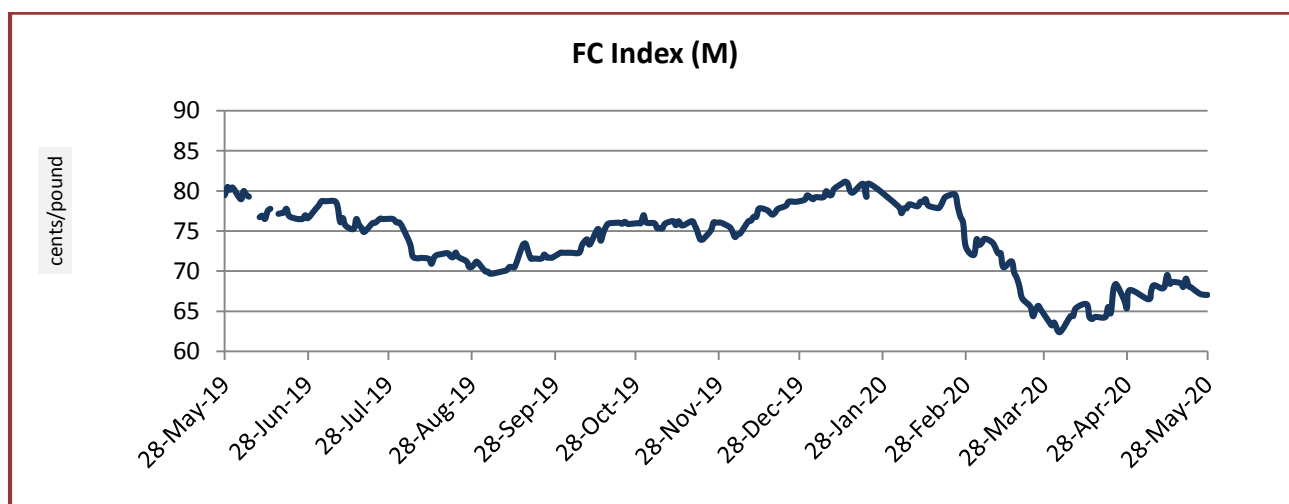
Cotlook A index noticed slightly weak in last week. The Cotlook A Index was at 66.03 cents/lb lower than the previous week (66.51 cents/lb) and much lower compared to the previous month due to the disputes in the international market.

Cotlook A Index	WeeklyAverage Price change as on		% Change
	28-May-20	21-May-20	
Prices	66.03	66.51	-0.73
Prices in US cents per Pound			

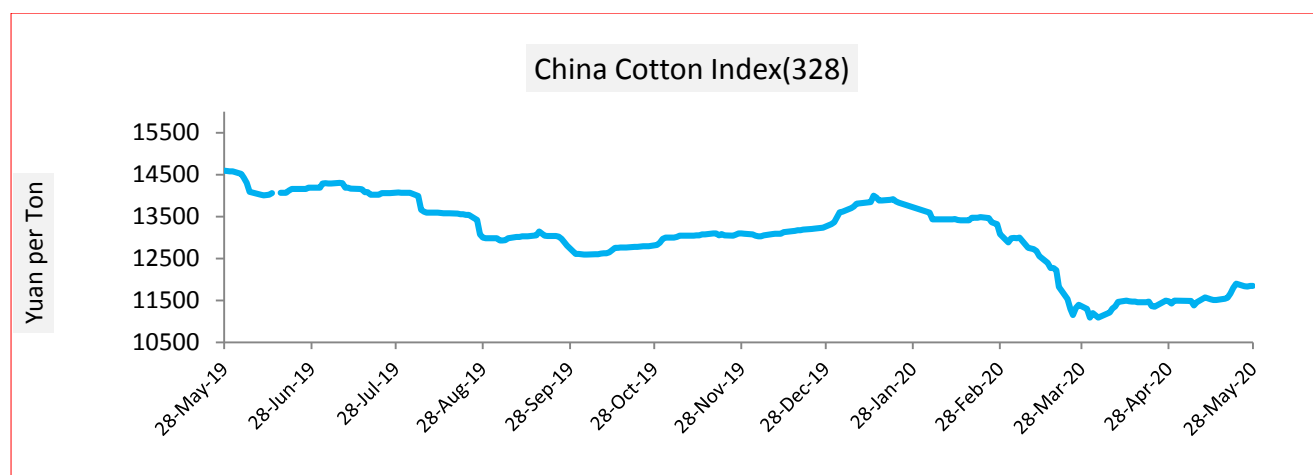


China Cotton Index and Foreign Cotton Index

Cotton Index	Weekly Average Price as on		% Change
	28-May-20	21-May-20	
FC (S)	71.19	72.04	-1.18
FC (M)	67.49	68.49	-1.46
FC (L)	66.37	67.21	-1.24
Prices in US cents per Pound			



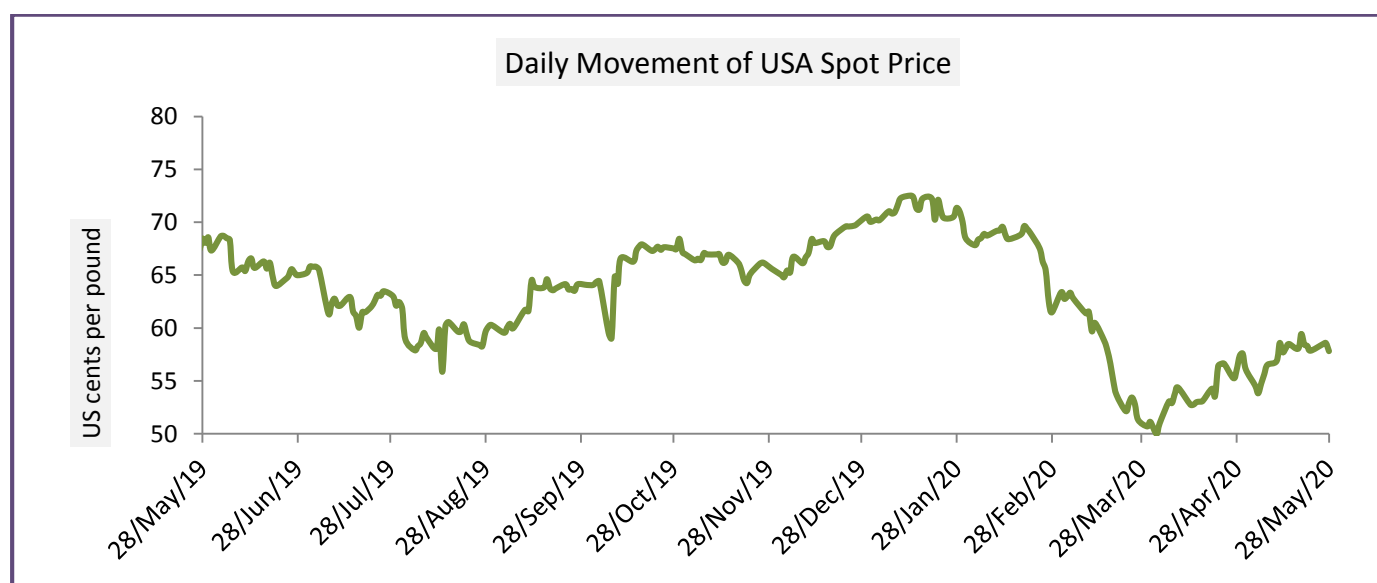
Cotton Index	Weekly Average Price as on		% Change
	28-May-20	21-May-20	
CCIndex(328)	11854.00	11617.20	2.04
CCIndex(527)	10959.20	10806.00	1.42
CCIndex(229)	12122.80	11922.40	1.68
Prices in Yuan per ton			



USA Spot Prices

Despite the declining relations between USA and China the total sales to China was maximum in order to fulfill the phase 1 deal between the two of them. US cotton sales for the week ending May 21st totaled a gross 111,000 running bales of upland. Cancellations reduced net sales to 44,600 bales, with China purchasing 58,600 running bales, and Vietnam purchasing 34,000 running bales. The continuation of such purchases by China is very uncertain as ongoing relation is very critical. If these sales go unshipped and are canceled, US carryover levels will increase sharply.

USA Spot Prices	Monthly Average Price as on		% Change
	28-May-20	21-May-20	
Prices	58.19	58.55	-0.62
Prices in US cents per Pound			



Pakistan Spot Prices

The prices stood stagnant with sluggish trading activity in the local cotton market. There was hardly any business in the market but it is expected that some demand can be seen after 15th Jun'20 because usually after Eid-ul-Fitr. The ginneries are waiting for buyers for selling about 5 lac bales. A new threat to the crop is arisen amid the locust attack in the country. Efforts are being made on a war footing to eradicate Locusts.

Karachi Spot Prices	Weekly Average Price as on		% Change
	28-May-20	21-May-20	
Prices	8760	8760	0.00
Prices in Rs per 37.32 Kg			

Commodity: Cotton
Exchange: MCX
Contract: Jun
Expiry: Jun 30, 2020


Technical Commentary:

- Cotton 29 mm MCX Jan contract faces resistance at 16500.
- Relative strength indicator (RSI) reached the neutral region.
- The price closed below moving average.
- Both Price & open interested increased indicating long buildup.

We will advise traders to buy today.

Strategy: Buy

Intraday Supports & Resistances			S2	S1	PCP	R1	R2
Cotton	MCX	Jun	15300	15600	15800	16150	16420
			Call	Entry	T1	T2	SL

Cotton	MCX	Jun	Buy	15710	15830	15930	15638
--------	-----	-----	-----	-------	-------	-------	-------

* Do not carry-forward the position next day.

Commodity: Cotton Seed oil Cake

Exchange: NCDEX

Contract: June

Expiry: June 20, 2020



Technical Commentary:

- Overall Candlestick pattern depicts steady movement.
- RSI reached in neutral region.
- Prices closed below 9 and 18 days EMAs.
- Both Price & open interested decreased indicating short cover.

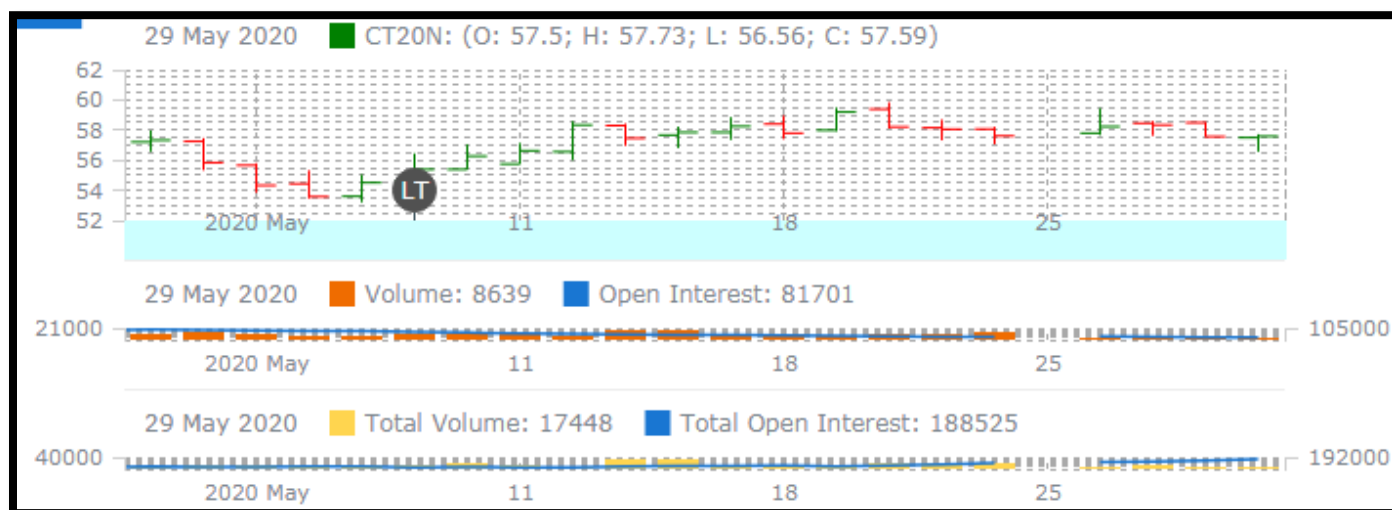
We will advise traders to wait today.

Strategy: **Wait**

Intraday Supports & Resistances			S2	S1	PCP	R1	R2
Cotton oil cake	NCDEX	Jun	1840	1910	1949	2050	2120
Intraday Trade Call			Call	Entry	T1	T2	SL
Cotton oil cake	NCDEX	Jun	Wait	-	-	-	-

* Do not carry-forward the position next day.

Technical Analysis of Cotton Future (Jul'20 Contract) at ICE



- Candlesticks denote steady movement in the market.
- Both Total volume & Open Interest increased compared to last week.
- We expect cotton prices to remain steady to weak in the coming week.

Expected Price Range During Coming month

Expected Trend	Expected Trading Band
Range bound to Bearish Momentum	52-64

Expected Support and Resistance

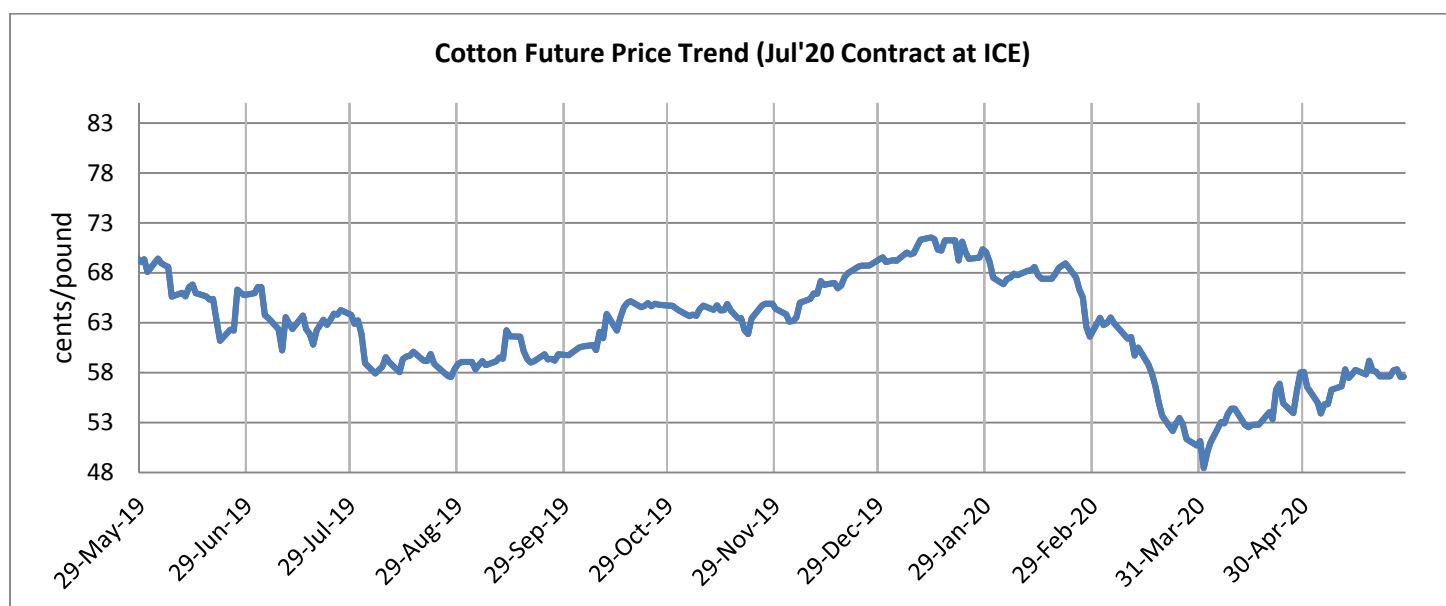
Support 1	Support 2	Resistance 1	Resistance 2
48	52	59	64

Figures in US cents/pound

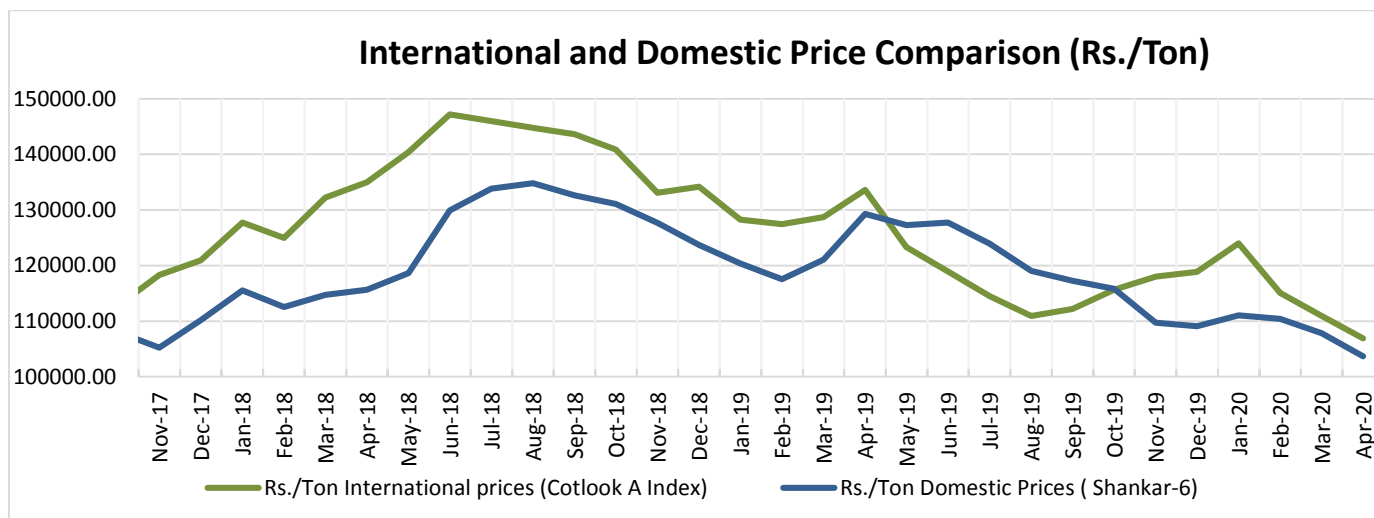
Cotton Future Prices at ICE

Cotton Prices in Future Contract on ICE						Prices in cents/Lb	
Contracts	29-May-20	29-Apr-20 (1 month ago)	28-Feb-20 (3 months ago)	2-Dec-19 (6 months ago)	30-May-19 (a year ago)	% Change over a month	% Change over previous year
1-Jul-20	57.59	57.12	62.27	66.86	69.34	0.82	-16.95
1-Oct-20	57.27	58.58	61.97	67.13	69.13	-2.24	-17.16
1-Dec-20	57.48	58.68	62.44	63.85	68.32	-2.04	-15.87
1-Mar-21	58.48	59.33	63.28	64.80	68.94	-1.43	-15.17
1-May-21	59.38	59.46	61.49	65.91	69.81	-0.13	-14.94

Future Price Trend (Active Contract):



International and Domestic Price Comparison



Cotton Prices at Key Spot Markets:

Commodity	Kapas		Weekly Average Prices (Rs./Quintal)		Change
State	Centre	Variety	22nd May'20 to 28th May'20	15th May'20 to 21st May'20	
Gujarat	Ahmedabad	Shankar-6	NA	Closed	-
	Gondal	Shankar-6	4780	NA	-
	Rajkot	B.T. Cotton	4787	4832	-45
	Patan	B.T. Cotton	4238	4368	-130
	Kadi	B.T. Cotton	NA	4758	-
	Deesa	B.T. Cotton	NA	NA	-
	Dhrol	B.T. Cotton	NA	NA	-
Haryana	Bhiwani	B.T. Cotton	NA	NA	-
	Bhiwani	Desi	NA	NA	-
	Adampur	B.T. Cotton	NA	5390	-
	Fatehabad	B.T. Cotton	5405	5405	Unch
	Jind	B.T. Cotton	NA	NA	-
	Uchana	B.T. Cotton	NA	NA	-
	Dabwali	B.T. Cotton	5405	5405	Unch
Rajasthan	Hanumangarh	B.T. Cotton	NA	NA	-
	Rawatsar	B.T. Cotton	Closed	Closed	-
Madhya Pradesh	Khandwa	Mech-1	NA	Closed	-

	Khargaon	Mech-1	NA	Closed	-
Maharashtra	Amravati	Mech-1	4675	4500	175
	Jamner	Medium Staple	NA	NA	-
Uttar Pradesh	Hathras	B.T. Cotton	NA	NA	-
	Hathras	Desi	NA	NA	-
Telangana	Adilabad	Un-Ginned	NA	NA	-
Andhra Pradesh	Adoni	Medium Staple	4631	4604	27
Karnataka	Bijapur	Bunny	4670	4535	135
	Hubli	D.C.H.	NA	2450	-
	Hubli	B.T. Cotton	NA	683	-
	Raichur	H-44 Cotton	4900	4866	34
Commodity	Lint		Prices (Rs./Maund of 37.32kg each)		Change
State	Centre	Variety	22nd May'20 to 28th May'20	15th May'20 to 21st May'20	
Punjab	Bhatinda	J-34	NA	NA	-
	Abohar	J-34	Closed	Closed	-
	Mansa	J-34	NA	NA	-
Haryana	Sirsa	J-34	3560	3527	33
Rajasthan	Sri-Ganganagar	J-34	Closed	Closed	-

Cotton Arrivals in Key Centers:

Commodity	Kapas		Weekly Sum Arrivals (Quintal)		Change
State	Centre	Variety	22nd May'20 to 28th May'20	15th May'20 to 21st May'20	
Gujarat	Ahmedabad	Shankar-6	NA	Closed	-
	Gondal	Shankar-6	1650	NA	-
	Rajkot	B.T. Cotton	16710	13980	2730
	Patan	B.T. Cotton	7971	11084	-3113
	Kadi	B.T. Cotton	NA	25500	-
	Deesa	B.T. Cotton	NA	NA	-
	Dhrol	B.T. Cotton	NA	NA	-
Haryana	Bhiwani	B.T. Cotton	NA	NA	-
	Bhiwani	Desi	NA	NA	-
	Adampur	B.T. Cotton	NA	510	-

	Fatehabad	B.T. Cotton	NA	NA	-
	Jind	B.T. Cotton	NA	NA	-
	Uchana	B.T. Cotton	NA	NA	-
	Dabwali	B.T. Cotton	5800	9800	-4000
Rajasthan	Hanumangarh	B.T. Cotton	NA	NA	-
	Rawatsar	B.T. Cotton	Closed	Closed	-
Madhya Pradesh	Khandwa	Mech-1	NA	Closed	-
	Khargaon	Mech-1	NA	NA	-
Maharashtra	Amravati	Mech-1	950	2000	-1050
	Jamner	Medium Staple	NA	NA	-
Uttar Pradesh	Hathras	B.T. Cotton	NA	NA	-
	Hathras	Desi	NA	NA	-
Telangana	Adilabad	Un-Ginned	NA	NA	-
Andhra Pradesh	Adoni	Medium Staple	510	460	50
Karnataka	Bijapur	Bunny	3529	4585	-1056
	Hubli	D.C.H.	NA	105	-
	Hubli	B.T. Cotton	NA	NA	-
	Raichur	H-44 Cotton	2406	2115	291
Commodity		Lint		Weekly Sum Arrivals (Quintal)	
State	Centre	Variety	22nd May'20 to 28th May'20	15th May'20 to 21st May'20	Change
Punjab	Bhatinda	J-34	NA	NA	-
	Abohar	J-34	NA	NA	-
	Mansa	J-34	NA	NA	-
Haryana	Sirsa	J-34	6800	5100	1700
Rajasthan	Sri-Ganganagar	J-34	Closed	Closed	-

Cotton Association of India Spot Rates:

Trade Name	Staple	Micronaire	Strength/ GPT	Weekly Average Prices		+/- Change
				22nd May'20 to 28th May'20	15th May'20 to 21st May'20	
Bengal Deshi (RG)/Assam Comilla (101)	Below 22mm	5.0 - 7.0	15	35550	34650	900
Bengal Deshi (SG)(201)	Below 22mm	5.0 - 7.0	15	35950	35050	900
J-34(202)	26mm	3.5 - 4.9	23	33400	33517	-117
H-4/ MECH-1(105)	28mm	3.5 - 4.9	27	33500	34150	-650
Shankar-6(105)	29mm	3.5 - 4.9	28	34433	35033	-600
Bunny/ Brahma(105)	31mm	3.5 - 4.9	30	35000	35500	-500
MCU-5/ Surabhi(106)	32mm	3.3 - 4.9	31	34700	35217	-517
DCH-32(107)	34mm	3.0 - 3.8	33	35100	35633	-533

Week on Week Price: Scenario of Cotton:

Commodity	Kapas		Today	Week Ago	Month Ago	Year Ago
State	Centre	Variety	30-May-20	23-May-20	29-Apr-20	31-May-19
Gujarat	Ahmedabad	Shankar-6	Closed	Closed	Closed	6400
	Gondal	Shankar-6	NA	NA	4855	5500
	Rajkot	B.T. Cotton	4650	4860	4860	5530
	Patan	B.T. Cotton	NA	4650	Closed	5515
	Kadi	B.T. Cotton	NA	NA	Closed	5550
	Deesa	B.T. Cotton	NA	NA	Closed	NA
	Dhrol	B.T. Cotton	NA	NA	Closed	NR
Haryana	Bhiwani	B.T. Cotton	NA	0	Closed	5600
	Bhiwani	Desi	NA	0	Closed	NA
	Adampur	B.T. Cotton	NA	0	Closed	5350
	Fatehabad	B.T. Cotton	5405	5405	Closed	5350
	Jind	B.T. Cotton	NA	0	Closed	5700
	Uchana	B.T. Cotton	NA	0	Closed	5385
	Dabwali	B.T. Cotton	5405	5405	Closed	NR
Rajasthan	Hanumangarh	B.T. Cotton	NA	Closed	Closed	Closed
	Rawatsar	B.T. Cotton	Closed	Closed	Closed	Closed

Madhya Pradesh	Khandwa	Mech-1	NA	0	Closed	5491
	Khargaon	Mech-1	NA	0	0	5427
Maharashtra	Amravati	Mech-1	4700	Closed	Closed	5300
	Jamner	Medium Staple	NA	0	0	NA
Uttar Pradesh	Hathras	B.T. Cotton	NA	0	0	NA
	Hathras	Desi	NA	0	0	NA
Telangana	Adilabad	Un-Ginned	NA	0	0	5400
Andhra Pradesh	Adoni	Medium Staple	NA	4615	4650	6439
Karnataka	Bijapur	Bunny	NA	NA	0	5929
	Hubli	D.C.H.	NA	0	0	NA
	Hubli	B.T. Cotton	NA	0	0	NA
	Raichur	H-44 Cotton	NA	4850	0	5470
Commodity	Lint		Today	Week Ago	Month Ago	Year Ago
State	Centre	Variety	30-May-20	23-May-20	29-Apr-20	31-May-19
Punjab	Bhatinda	J-34	NA	NA	Closed	4900
	Abohar	J-34	NA	NA	Closed	4910
	Mansa	J-34	NA	NA	Closed	4900
Haryana	Sirsa	J-34	3570	3530	Closed	4850
Rajasthan	Sri-Ganganagar	J-34	NA	Closed	Closed	0

Cotton Arrivals in Key Centers:

Commodity	Kapas		Arrivals (Quintal)	Arrivals (Quintal)	Arrivals (Quintal)	Arrivals (Quintal)
State	Centre	Variety	30-May-20	23-May-20	29-Apr-20	31-May-19
Gujarat	Ahmedabad	Shankar-6	Closed	Closed	Closed	6800
	Gondal	Shankar-6	NA	NA	1050	300
	Rajkot	B.T. Cotton	3100	2800	1460	1225
	Patan	B.T. Cotton	NA	5180	Closed	0
	Kadi	B.T. Cotton	NA	NA	Closed	0
	Deesa	B.T. Cotton	NA	NA	Closed	0
	Dhrol	B.T. Cotton	NA	NA	Closed	0
Haryana	Bhiwani	B.T. Cotton	NA	0	Closed	0
	Bhiwani	Desi	NA	0	Closed	0
	Adampur	B.T. Cotton	NA	0	Closed	255
	Fatehabad	B.T. Cotton	NA	0	Closed	0
	Jind	B.T. Cotton	NA	0	Closed	0

	Uchana	B.T. Cotton	NA	0	Closed	0
	Dabwali	B.T. Cotton	1700	1700	Closed	0
Rajasthan	Hanumangarh	B.T. Cotton	NA	Closed	Closed	525
	Rawatsar	B.T. Cotton	Closed	Closed	Closed	100
Madhya Pradesh	Khandwa	Mech-1	NA	0	Closed	0
	Khargaon	Mech-1	NA	0	0	0
Maharashtra	Amravati	Mech-1	700	Closed	Closed	1000
	Jamner	Medium Staple	NA	0	0	0
Uttar Pradesh	Hathras	B.T. Cotton	NA	0	0	0
	Hathras	Desi	NA	0	0	0
Telangana	Adilabad	Un-Ginned	NA	0	0	0
Andhra Pradesh	Adoni	Medium Staple	0	0	0	680
Karnataka	Bijapur	Bunny	NA	NA	0	326
	Hubli	D.C.H.	NA	0	0	0
	Hubli	B.T. Cotton	NA	0	0	0
	Raichur	H-44 Cotton	NA	480	0	22
Commodity	Lint		Arrivals (Quintal)	Arrivals (Quintal)	Arrivals (Quintal)	Arrivals (Quintal)
State	Centre	Variety	30-May-20	23-May-20	29-Apr-20	31-May-19
Punjab	Bhatinda	J-34	NA	NA	Closed	0
	Abohar	J-34	NA	NA	Closed	0
	Mansa	J-34	NA	NA	Closed	0
	Sirsa	J-34	680	850	Closed	25.5
	Sri-Ganganagar	J-34	NA	Closed	Closed	0

Disclaimer

The information and opinions contained in the document have been compiled from sources believed to be reliable. The company does not warrant its accuracy, completeness and correctness. Use of data and information contained in this report is at your own risk. This document is not, and should not be construed as, an offer to sell or solicitation to buy any commodities. This document may not be reproduced, distributed or published, in whole or in part, by any recipient hereof for any purpose without prior permission from the Company. IASL and its affiliates and/or their officers, directors and employees may have positions in any commodities mentioned in this document (or in any related investment) and may from time to time add to or dispose of any such commodities (or investment). Please see the detailed disclaimer at <http://www.agriwatch.com/Disclaimer.asp>

© 2020 Indian Agribusiness Systems Ltd.