

COTTON WEEKLY RESEARCH REPORT
08th Jun 2020**Domestic market summary**

Domestic market Scenario: Indian cotton market showed mixed trend during the week. The damage caused to the cotton crop due to the locust attack was witnessed to be in Rajasthan. Around 30% of the cotton area was in threat in Rajasthan and still the percentage loss is yet to discover. Another natural calamity, the cyclone Nisarga has made the harvested cotton prone to damage in Maharashtra and Gujarat. But even after the continuous rains the incurred damage is negligible in Gujarat while around 7 lakh quintals of kapas was damaged in Maharashtra due to poor storage facilities. The India cotton exchange prices stood anywhere between Rs 32,500 to 33,200 per candy. Gujarat Shankar-6 variety cotton spot prices in Cotton Association of India stood around Rs.35,000/ candy during the week.

Weekly Price Outlook : The average price of Kapas is likely to remain between Rs. 4700-5000/q in Rajkot while the prices in Andhra Pradesh likely to hover around Rs.4200-4550/q.

Major Market Highlights:

- Still Indian cotton is cheaper in the international market and CCI is daily purchasing about 50% of the arrivals.
- Cotlook index remained steady (66.75 cents/lbs) higher compared to the ICE cotton future stood slightly higher (59.35 cents/lbs).
- All India arrivals have reached between 50,000 to 70,000 bales per day.
- Indian Rupee remained weaker between 75.18 and 75.72 during this week.

Market Highlights:

- **Government has increased the MSP for kharif crops in 2020-21 season by 2-13% hike.** The CCEA has approved the hike for the upcoming kharif crops to provide benefit to farmers. Therefore, a rise of around 5% is recommended in medium and long staple length of cotton. There is an increase of Rs.275/q and Rs.260/q to Rs.5,825/q and Rs.5,515/q in long and medium staple length cotton respectively. The MSP for long staple length cotton was Rs.5,550/q and Rs.5,255/q for medium staple in 2019-20 season.
- **The rise in MSP is favourable for farmers that encourages them to grow more for the coming season.** But the 5% hike in MSP is somewhere would be troublesome for spinners. Already northern part of India is witnessing higher cotton acreage and the southern and western cotton belts are yet start sowing. The cotton demand and trade prospects in cotton year 2020 have been severely hampered owing to the pandemic. The yarn and garment demand is impacted which is likely to result in a decline in cotton consumption for cotton year 2020. Therefore, the year that would end by September this year with higher ending stock. That would gradually does not support the prices in the coming year.

- **CCI has done promising procurement of cotton from the farmers of around 95 lakh bales so far till May end** this year against the target of 100 lakh bales in 2019-20. During lockdown, CCI started purchasing cotton after a halt of around one month in April last week and till May end it procured around 10 lakh bales despite the disruptions caused in the lockdown. But the as per the higher crop estimation this year, the slow pace in the procurement is not enough to buy all the crop that is left with the farmers (around 55 lakh bales) before the onset of monsoon.
- **The sowing in Punjab, Haryana and Rajasthan is almost complete.** The area in Rajasthan has remained near same compared to last year around 6 lakh hectare. While the significant area is increased in Punjab and around 5-10% increase in area is expected in Haryana. As the locusts have attacked severely in few areas in Rajasthan and Punjab areas that share border with Pakistan. Still the states are assessing the loss caused in those regions that are attacked by locusts but the main cotton belt near border is Sri ganganagar which covers around 30% of total area of Rajasthan that is likely to be affected more. No major loss is observed in Punjab and Haryana so far.
- **In Nagpur district, total 16,75,028 quintals of cotton has been procured from 81,648 farmers till end of May.** This includes 3,05,072 quintals of cotton procured by Maharashtra Marketing Federation from 12,863 farmers. Besides, CCI has procured 83,643 quintals of cotton from 2,114 farmers. And those holding marketing permit and licensed traders are procuring cotton from APMC are procuring cotton. Cotton Federation and CCI were procuring cotton at 23 ginning and pressing units in the district. It is expected that all the cotton with farmers will be procured by the onset of monsoon.

Cotton Balance Sheet (India):

Cotton Balance Sheet								
In Lakh Bales(170 KGS)	2016-17	2017-18	2018-19	2019-20*	Oct-Dec	Jan-Mar	Apr-June	July-Sept
Supply								
Opening stock	36.7	48.0	25.0	24.6	24.6	60.5	114.8	118.3
Cotton production	345.0	365.0	321.1	351.8	125.9	157.1	40.3	28.5
Imports	30.9	15.0	32.0	16.4	6.5	6.0	1.0	3.0
Total supply	412.6	428.0	378.1	392.8	157.0	223.6	156.1	149.8
Demand								
Mill consumption	262.7	288.0	265.0	218.8	74.1	76.0	21.5	47.3
Consumption by SSI	26.2	27.0	27.0	21.8	7.5	7.4	2.0	4.9
Non Mill consumption	17.5	19.0	19.5	19.1	4.9	4.4	4.9	4.9
Exports	58.2	69.0	42.0	45.3	10.0	21.0	9.4	5.0
Total Demand	364.6	403.0	353.5	305.1	96.5	108.8	37.8	62.1
Ending Stock	48.0	25.0	24.6	87.7	60.5	114.8	118.3	87.7

*All figures in Lakh Bales (of 170 Kgs. Each) Source: CAI&Agriwatch *: estimated*

As per the latest estimates by Agriwatch, cotton output in country during the season 2019-20 would be around 351.8 lakh bales (of 170 kg each) whereas 321 lakh bales was produced in 2018-19.

Due to the good export parity in the current year, exports are likely to surge by around 8% to 45 lakh bales. The pandemic made the exports viable and cheaper in the international market.

Whereas, the imports are likely to decline to around 16.5 lakh bales from the previous estimates of 23 lakh bales in 2019-20.

Due to lower opening stock but estimation of higher production of cotton would increase the availability the new season at 392.8 lakh bales.

Total domestic mill consumption (excluding non- mill consumption) in 2019-20 is likely to decline by around 15% amid covid-19 pandemic to 240.6 lakh bales compared to 286 lakh bales during the previous season.

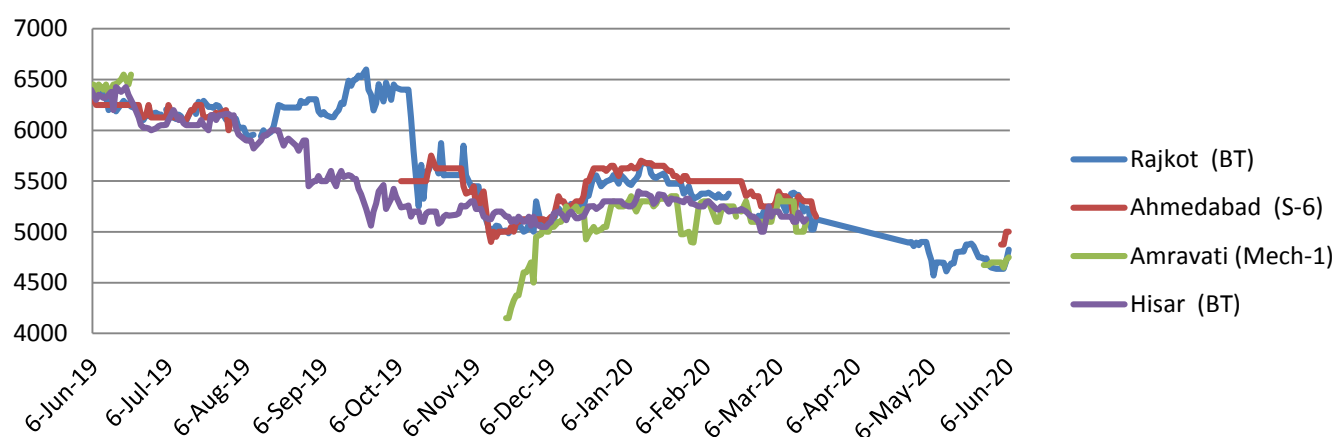
So, decline in consumption would result in higher ending stocks to around 88 lakh bales, it is higher much higher compared to the ending stocks of previous season.

Domestic Cotton Prices Scenario

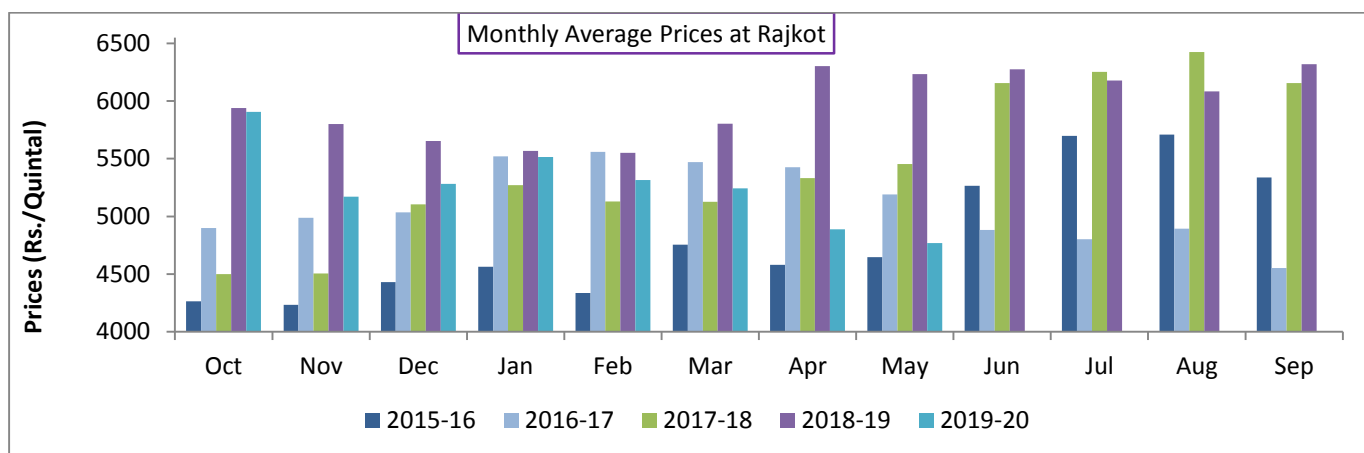
Kapas (Raw Cotton) Weekly Price Scenario

Weekly Price Review: Weekly kapas average price at Rajkot remained weaker at Rs. 4653/q during last 6 days due to the slower CCI procurement and the market was closed for 3 days on the announcement of arrival of cyclone. Major activity is done by the private traders procuring lower grade cotton. The prices stood at Rs. 4787/quintal in the previous week. The arrivals started in Ahmedabad and Amarawati.

Variety wise Kapas Price trend (Rs/Qtl)



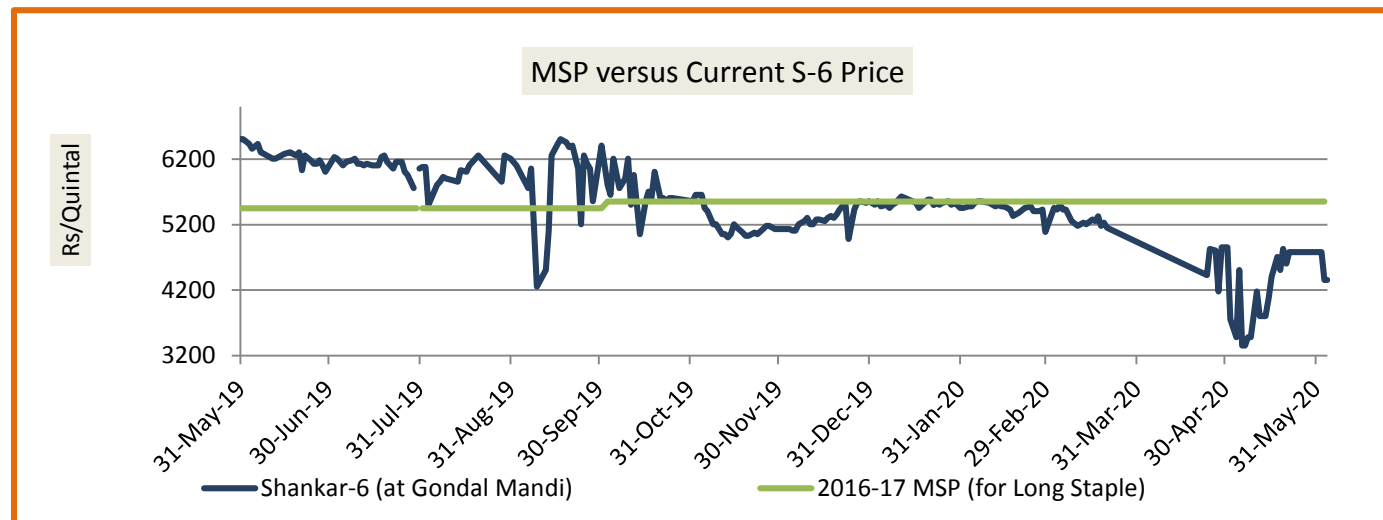
Kapas Monthly M-o-M Price Scenario



Few markets of Kapas (seed cotton) in country were openend in May month, the monthly average price was ruling lower in May at Rs. 4768/q much lower compared to the prices during the corresponding month of the previous season due to the lower demand this year. Monthly average price of Kapas at Rajkot remained Rs. 4887 per quintal during April, which was Rs 6302/quintal during the corresponding month last year in April'19. We expect Kapas prices to remain steady to low further in the coming month (June) due to the lower demand across the country as well as in international market.

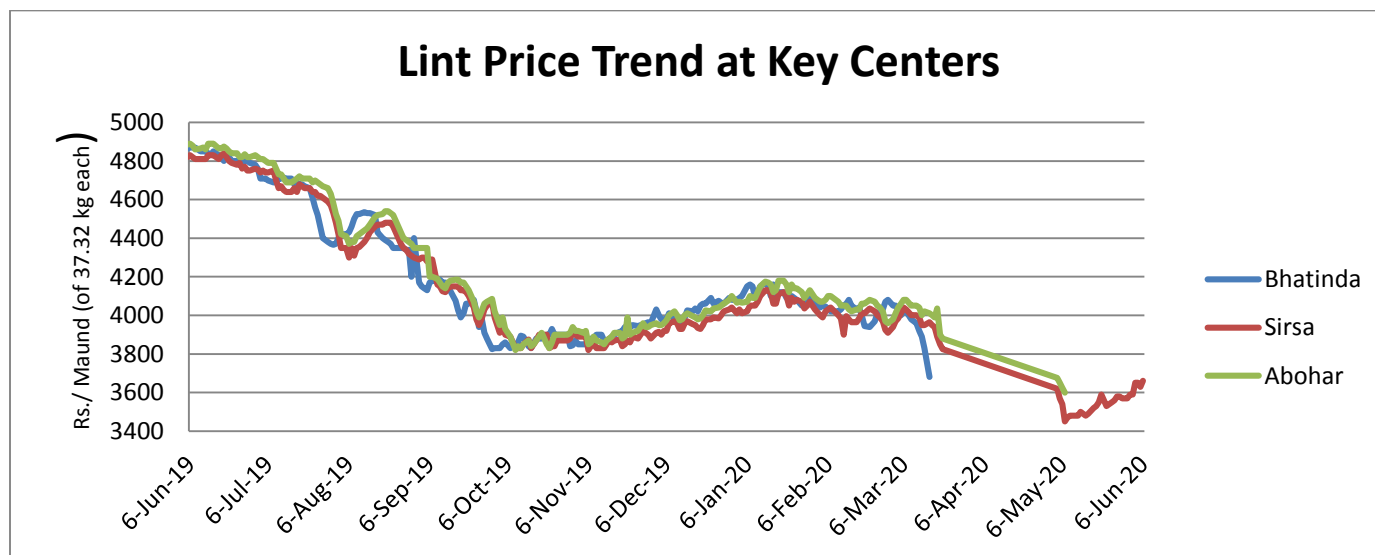
Spot Price versus MSP

There were quite lower arrivals during the week ending on 6th June'20 in Gondal. Kapas average price at Gondal market was closed at Rs.4658/q much lower than MSP and from the prices before lockdown that stood at Rs. 5245/q. Average price in the week stood further down by around Rs.892/q from MSP (Rs.5550/q). The average gap between the spot price and MSP has increased after the lockdown amid coronavirus.



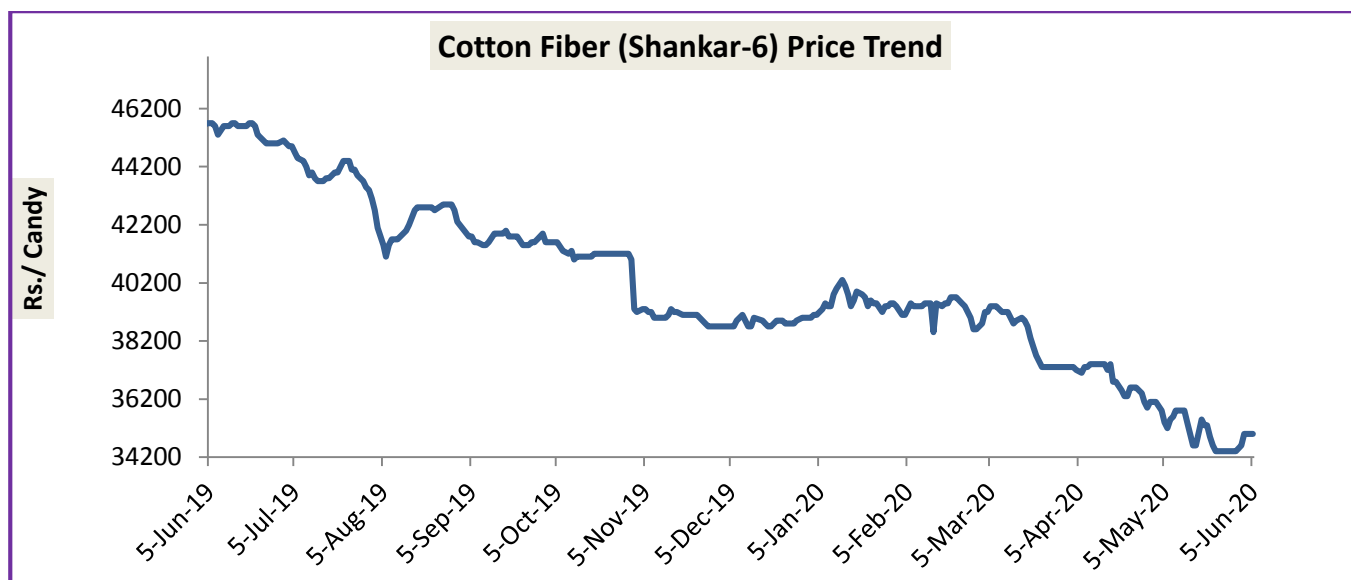
Lint price Outlook

The Sirsa market was active last week while the markets in Punjab were closed as the sowing for new season has started and coming to end of sowing process. The average price in the week stood around Rs. 3560/q a slight increase as few mills were opened and the prior week the stood around Rs.3526/maund of 37.32 kg each. There were no arrivals in other markets. The arrivals slightly increased the week ending on 30th May'20 to 6800 quintals from 5100 quintals in the prior week.



Cotton Fiber price Outlook

The average cotton fiber (Shankar-6) of premium quality prices increased to Rs. 34733/candy from around Rs. 34433 compared to the previous week due to the support gained from smoother exports of cotton. Also, the demand from international market seems positive as Indian cotton is now cheaper in the world market. Average price were around Rs. 45,783 per candy last year during the same time. We expect cotton fiber to remain steady to firm in range of Rs 33500-35500 per candy in the coming week candy.

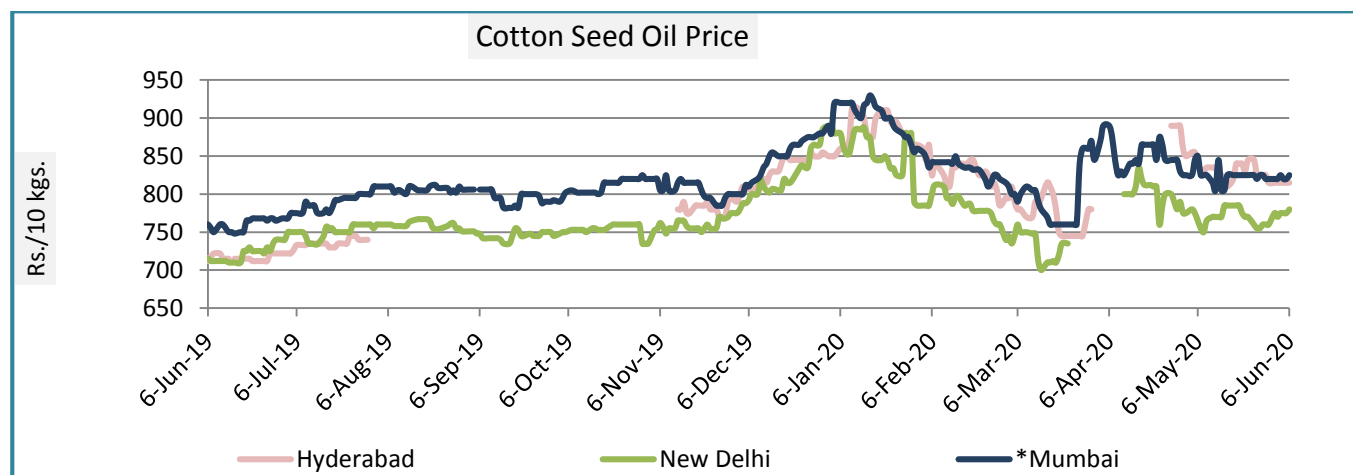


Cotton Seed Oil and Cotton Seed Oil Cake

Cotton Seed Oil weekly Price Scenario

Cotton seed oil price marginally showed positive trend across all the centres during the week ending on 6th June'20 due to hike in kapas prices. Weekly average price in Hyderabad stood weaker at Rs. 816 and in Mumbai the prices ranged around Rs. 823 and Rs.772 per 10 Kg in New Delhi.

	Weekly Average Price as on (Rs/10 kg.)		% Change
	04-Jun-20	28-May-20	
New Delhi	772	760	1.54
Rajkot	804	803	0.15
Hyderabad	816	815	0.10
Mumbai	823	822	0.06

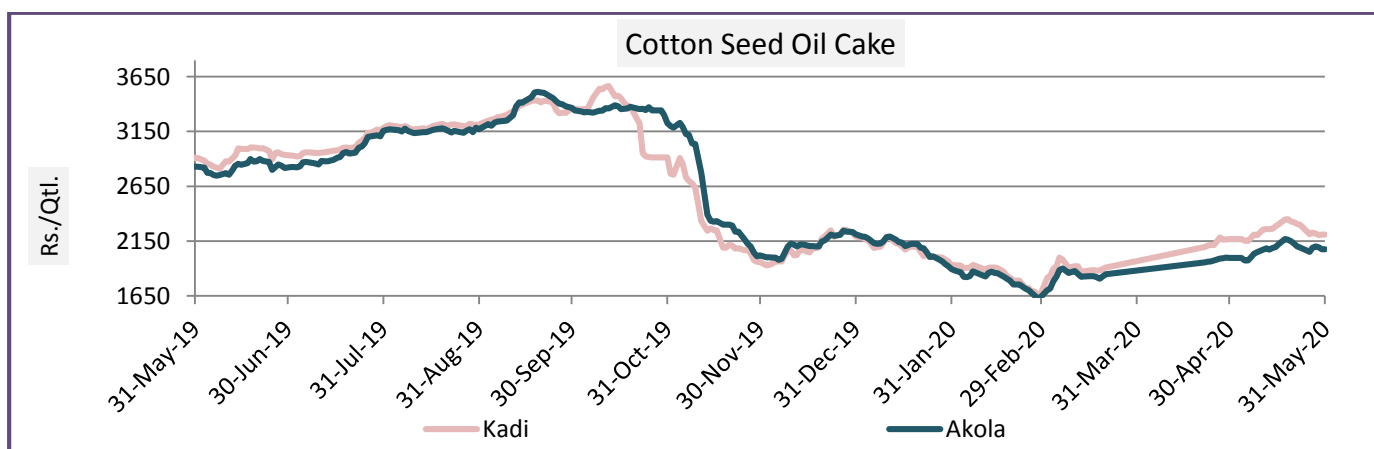


Cotton Seed Oil Cake weekly Price Scenario

NCDEX Cotton seed oil cake futures ended with a firm note in the past week contrary to the spot prices. The cotton seed oilcake spot prices showed mixed trend. The NCDEX spot prices in Kadi stood at slightly lower Rs. 2232/q and Rs.2103/q in Akola. The buying pressure increased in the futures market. NCDEX Cocudakl is now getting support at 2052 and below same could see a test of 2020 levels, and first resistance is now likely to be seen at 2270. The prices are lower compared to the previous year due to the shortage of crop in the previous year. Weekly average price in Akola was Rs. 1866 per quintal before lockdown in March.

Centers	Weekly Average Price as on (Rs/quintal.)*		% Change
	04-Jun-20	28-May-20	
Kadi	2234	2252	-0.81
Akola	2103	2087	0.76

*Source: NCDEX



International Market Scenario

International US cotton spot prices stood slightly weak at 59.9 cents/lbs during the week. Also Cotlook A index weekly average stood slightly firm at 66.87 cents/pound this week, which was 66.33 at cents/pound during last week.

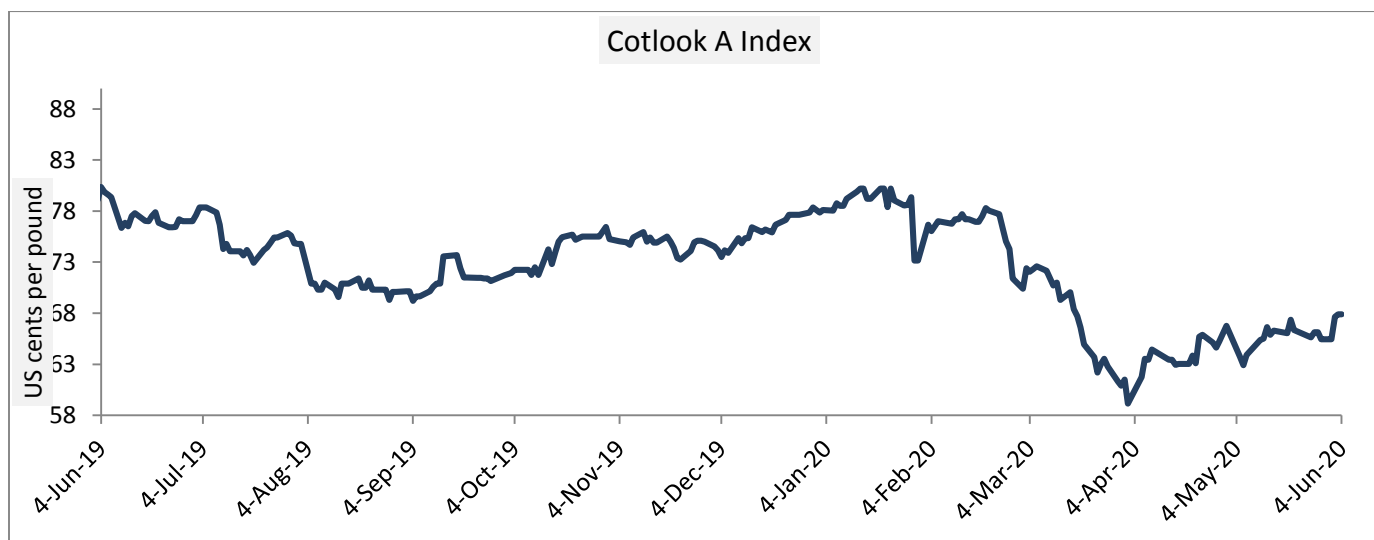
Major Market Highlights:

- The cotton in Brazil is about harvest within 25 days in last week of June.** The expected crop is up to 13.5 million bales in 2020-21. In its May estimate, CONAB lowered 2020-2021 cotton acreage 6,100 hectares to 1,671,000 hectares. Exports were lowered by 300,000 tons to 7.810 bales, while ending stocks were placed at 9,013,950 bales. In April, Brazil shipped 4.16 lakh bales, and Vietnam was the top destination of 19,326 tons, followed by Turkey 16,776, China 13,582, and Indonesia 10,503 tons. As Brazil is still experiencing increased virus cases and death, therefore, Brazilian retailers and brands have also canceled orders, and the domestic market will be weak for some time. The record 2019 crop and the reduced domestic cotton use since March have caused Brazil to face a record inventory of unsold stocks that will likely carryover in the opening stock of 2020.
- According to the USDA's weekly Crop Progress and Condition Report,** cotton is 66 percent planted across the Cotton Belt, versus a five-year average of 66 percent in the week ending on 31st May'20. The sowing progress was slightly higher by 1% in the previous year during the same time. The progress of planting was 48% fair and 39% good during the season so far. Planting advanced at a rapid pace as dry conditions allowed, but fieldwork was delayed in portions of Alabama and Georgia where the heaviest rainfall occurred. In some areas, producers are considering replanting options as seedlings failed to make a stand due to heavy rainfall. While in Texas, Oklahoma and Kansas are going through a dry spell, posing a threat to cotton crops.

Cotlook A Index

Cotlook A index noticed slightly firm in last week. The Cotlook A Index was at 66.87 cents/lb lower than the previous week (66.33 cents/lb) and a slight hike compared to the previous week.

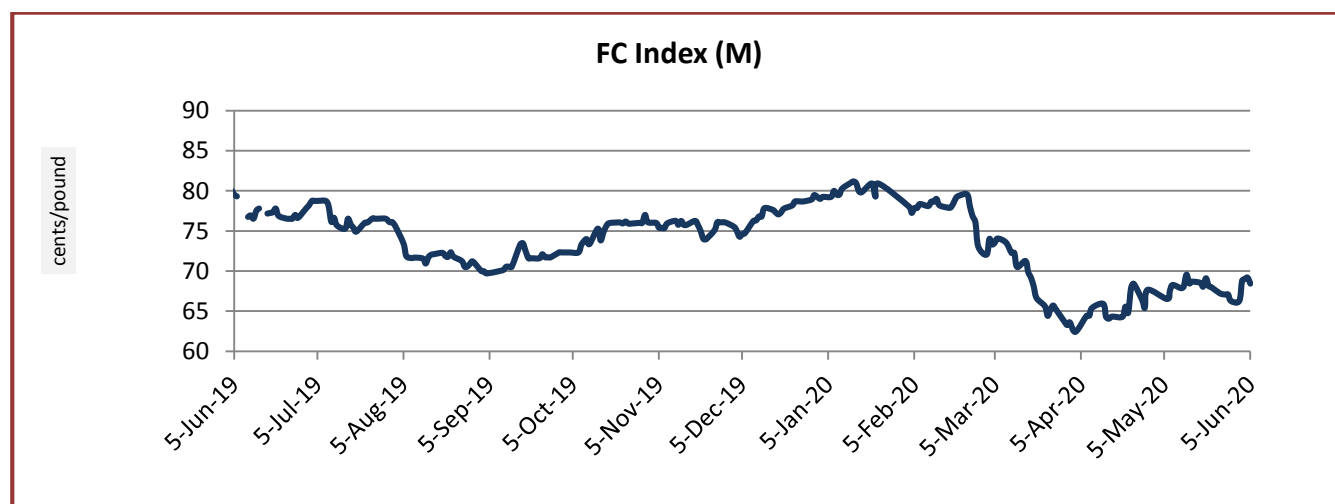
Cotlook A Index	WeeklyAverage Price change as on		% Change
	04-Jun-20	28-May-20	
Prices	66.87	66.33	0.81
Prices in US cents per Pound			



China Cotton Index and Foreign Cotton Index

Cotton Index	Weekly Average Price as on		% Change
	04-Jun-20	28-May-20	
FC (S)	71.74	71.19	0.77
FC (M)	67.89	67.49	0.60
FC (L)	67.19	66.37	1.23

Prices in US cents per Pound



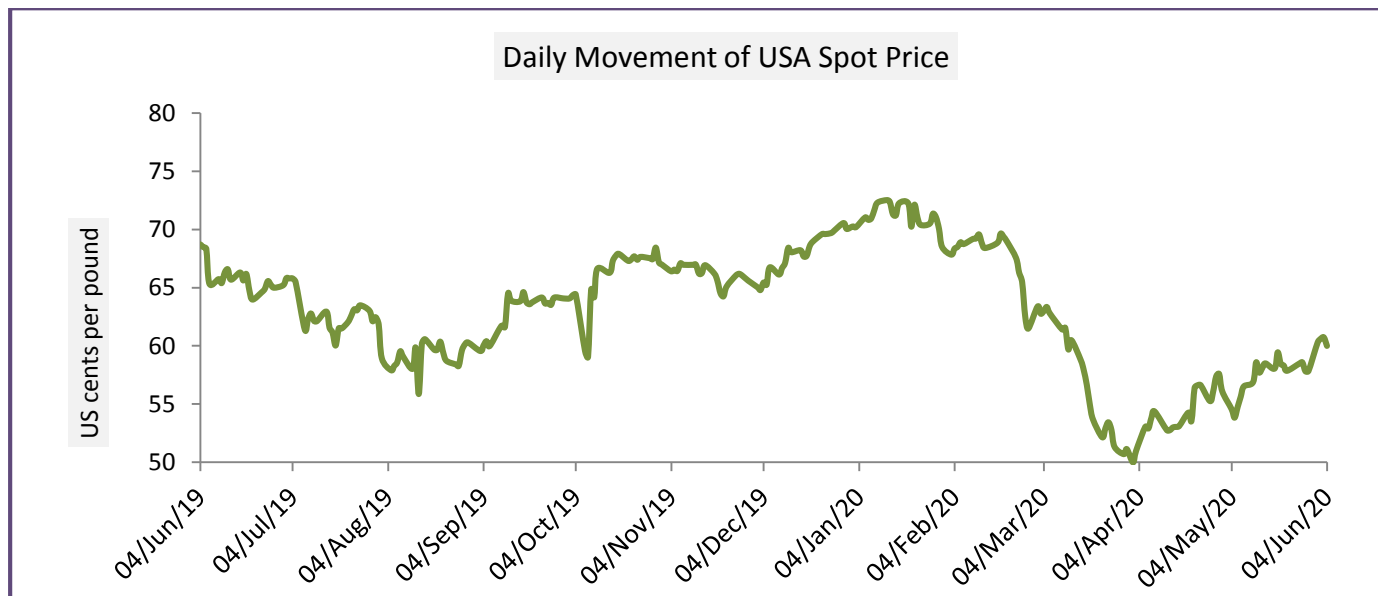
Cotton Index	Weekly Average Price as on		% Change
	04-Jun-20	28-May-20	
CCIndex(328)	11843.80	11854.00	11843.80
CCIndex(527)	10991.00	10959.20	10991.00
CCIndex(229)	12128.00	12122.80	12128.00
Prices in Yuan per ton			



USA Spot Prices

Market recovered after fear of expected small cotton crop in Texas due to weather concern. For the week ending May 31, the USDA estimated planting of the 2020 cotton crop at 66% complete, up 13 percentage points compared to the previous week. Planting progress remains on par with the rolling 5-year average pace. Net export sales and shipments against 2019-20 were notably lower (sales were net negative) against the previous sales period at approximately 10,000 running bales and 240,000 running bales, respectively. The US is 115% committed and 80% shipped against the USDA's export projection.

USA Spot Prices	Monthly Average Price as on		% Change
	04-Jun-20	28-May-20	
Prices	59.90	58.19	2.94
Prices in US cents per Pound			



Pakistan Spot Prices

The prices stood weaker compared to the previous week by around 2%. Cotton trade in the local market has been sluggish during the last week. Textile mills showed no interest in buying cotton while ginneries are waiting for the buyers of their stock of 5 lac cotton bales. Partial arrival of new cotton crop from lower areas of Sindh has started. Although cotton sowing is still going on in Punjab, the main reason that cotton growers have to sow cotton two or three times this year, is poor seed quality.

Karachi Spot Prices	Weekly Average Price as on		% Change
	04-Jun-20	28-May-20	
Prices	8764	8960	-2.18
Prices in Rs per 37.32 Kg			

Commodity: Cotton

Exchange: MCX

Contract: Jun

Expiry: Jun 30, 2020

Cotton



Technical Commentary:

- Cotton 29 mm MCX Jan contract faces resistance at 16900.
- Relative strength indicator (RSI) reached the overbought region.
- The price closed above moving averages.
- Both price & open interested increased indicating long buildup.

We will advise traders to buy today.

Strategy: Buy

Intraday Supports & Resistances			S2	S1	PCP	R1	R2
Cotton	MCX	Jun	16248	16388	16700	16980	17120
			Call	Entry	T1	T2	SL
Cotton	MCX	Jun	Buy	16610	16730	16830	16538

* Do not carry-forward the position next day.

Commodity: Cotton Seed oil Cake
Contract: June

Exchange: NCDEX
Expiry: June 20, 2020

Cotton



Technical Commentary:

- Overall Candlestick pattern depicts bullish movement.
- RSI reached in overbought region.
- Prices closed above 9 and 18 days EMAs.
- Price increased while open interest decreased indicating short cover.

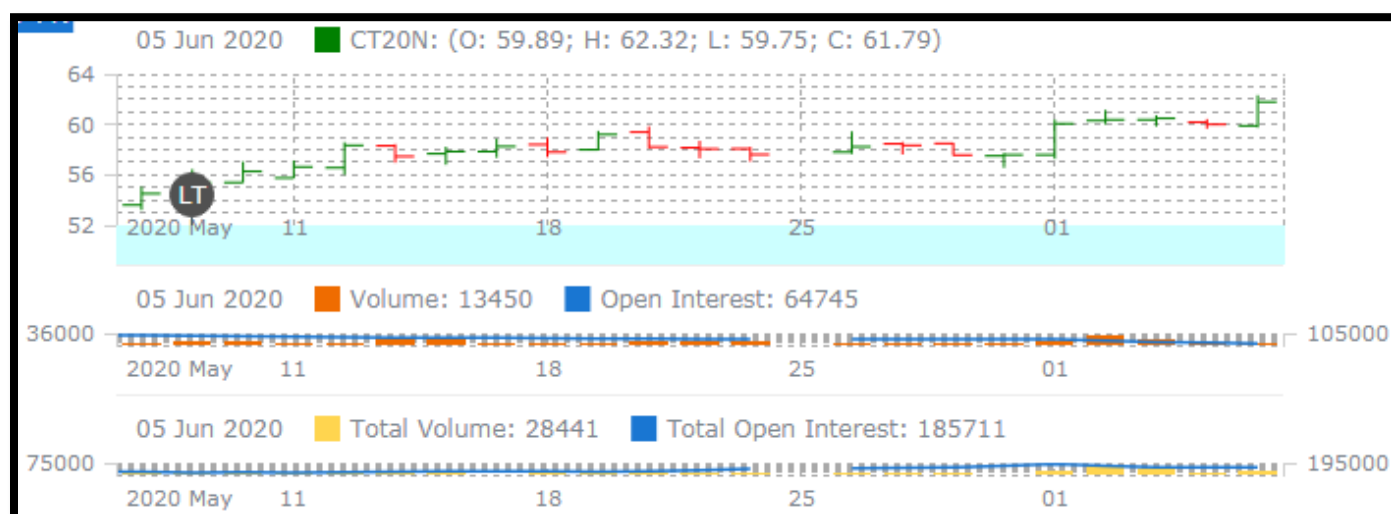
We will advise traders to buy today.

Strategy: Buy

Intraday Supports & Resistances			S2	S1	PCP	R1	R2
Cotton oil cake	NCDEX	Jun	2053	2093	2184	2266	2319
Intraday Trade Call			Call	Entry	T1	T2	SL
Cotton oil cake	NCDEX	Jun	Buy	2164	2199	2229	2143

* Do not carry-forward the position next day.

Technical Analysis of Cotton Future (Jul'20 Contract) at ICE



- Candlesticks denote bullish movement in the market.
- Total volume increased & Open Interest decreased compared to last week.
- We expect cotton prices to remain steady to firm in the coming week.

Expected Price Range During Coming month

Expected Trend	Expected Trading Band
Range bound to BearishMomentum	55-65

Expected Support and Resistance

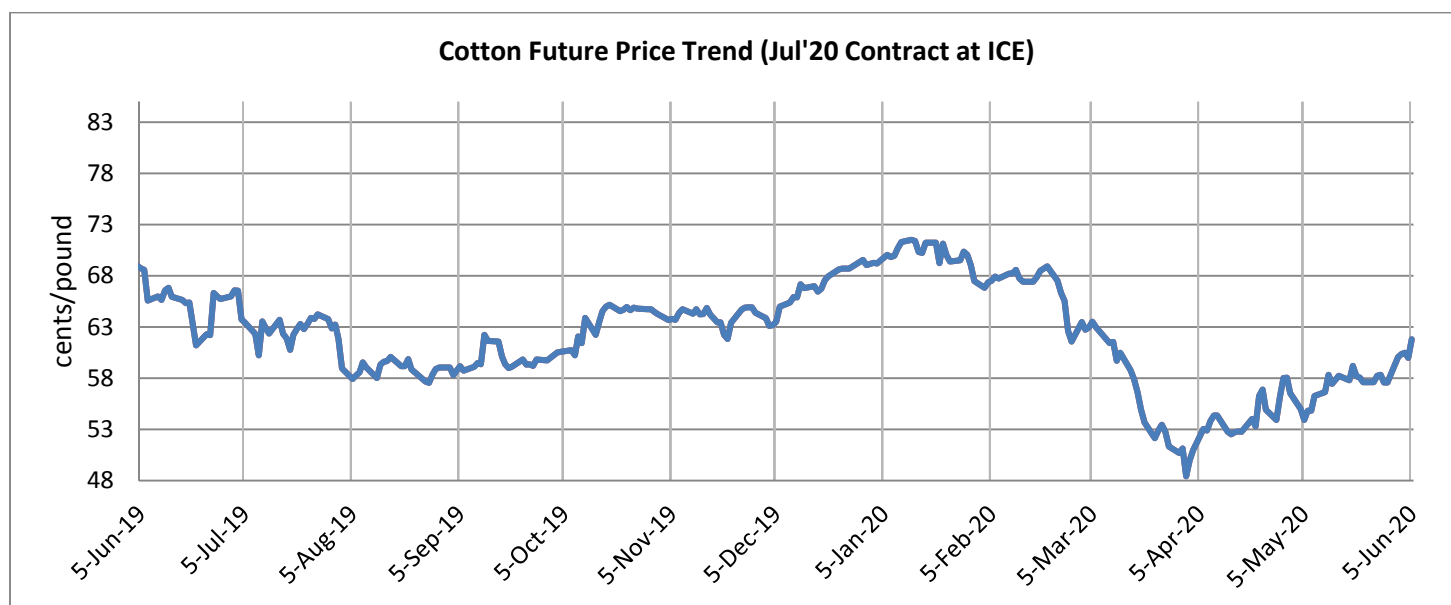
Support 1	Support 2	Resistance 1	Resistance 2
55	57	61	67

Figures in US cents/pound

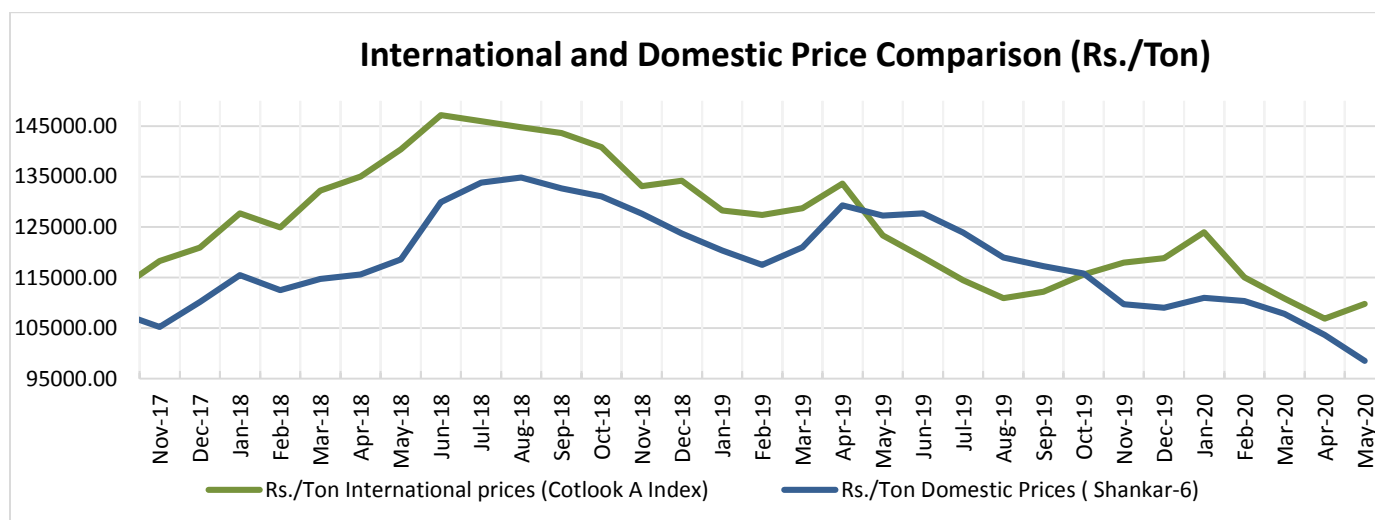
Cotton Future Prices at ICE

Cotton Prices in Future Contract on ICE						Prices in cents/Lb	
Contracts	5-Jun-20	6-May-20 (1 month ago)	6-Mar-20 (3 months ago)	9-Dec-19 (6 months ago)	6-Jun-19 (a year ago)	% Change over a month	% Change over previous year
Jul-20	61.79	54.51	63.51	67.42	68.59	13.36	-9.91
Oct-20	61.08	56.11	64.01	67.30	67.41	8.86	-9.39
Dec-20	60.98	56.23	63.81	65.38	66.67	8.45	-8.53
Mar-21	61.39	57.17	64.61	66.40	67.23	7.38	-8.69
May-21	61.72	58.02	62.79	67.17	68.15	6.38	-9.44

Future Price Trend (Active Contract):



International and Domestic Price Comparison



Cotton Prices at Key Spot Markets:

Commodity	Kapas		Weekly Average Prices (Rs./Quintal)		Change
	Centre	Variety	29th May'20 to 4th June'20	22nd May'20 to 28th May'20	
Gujarat	Ahmedabad	Shankar-6	4875	NA	-
	Gondal	Shankar-6	4355	4780	-425
	Rajkot	B.T. Cotton	4653	4787	-133
	Patan	B.T. Cotton	NA	4238	-
	Kadi	B.T. Cotton	NA	NA	-
	Deesa	B.T. Cotton	NA	NA	-
	Dhrol	B.T. Cotton	NA	NA	-
Haryana	Bhiwani	B.T. Cotton	5400	NA	-
	Bhiwani	Desi	NA	NA	-
	Adampur	B.T. Cotton	NA	NA	-
	Fatehabad	B.T. Cotton	5405	5405	Unch
	Jind	B.T. Cotton	NA	NA	-
	Uchana	B.T. Cotton	NA	NA	-
	Dabwali	B.T. Cotton	NA	5405	-
Rajasthan	Hanumangarh	B.T. Cotton	NA	NA	-
	Rawatsar	B.T. Cotton	NA	Closed	-
Madhya Pradesh	Khandwa	Mech-1	NA	NA	-

	Khargaon	Mech-1	NA	NA	-
Maharashtra	Amravati	Mech-1	4688	4675	13
	Jamner	Medium Staple	NA	NA	-
Uttar Pradesh	Hathras	B.T. Cotton	NA	NA	-
	Hathras	Desi	NA	NA	-
Telangana	Adilabad	Un-Ginned	NA	NA	-
Andhra Pradesh	Adoni	Medium Staple	4779	4631	148
Karnataka	Bijapur	Bunny	4869	4670	199
	Hubli	D.C.H.	4200	NA	-
	Hubli	B.T. Cotton	NA	NA	-
	Raichur	H-44 Cotton	5026	4900	126
Commodity	Lint		Prices (Rs./Maund of 37.32kg each)		Change
State	Centre	Variety	29th May'20 to 4th June'20	22nd May'20 to 28th May'20	
Punjab	Bhatinda	J-34	NA	NA	-
	Abohar	J-34	NA	NA	-
	Mansa	J-34	NA	NA	-
Haryana	Sirsa	J-34	3603	3560	43
Rajasthan	Sri-Ganganagar	J-34	NA	NA	-

Cotton Arrivals in Key Centers:

Commodity	Kapas		Weekly Sum Arrivals (Quintal)		Change
State	Centre	Variety	29th May'20 to 4th June'20	22nd May'20 to 28th May'20	
Gujarat	Ahmedabad	Shankar-6	15300	NA	-
	Gondal	Shankar-6	1206	1650	-444
	Rajkot	B.T. Cotton	8950	16710	-7760
	Patan	B.T. Cotton	NA	7971	-
	Kadi	B.T. Cotton	NA	NA	-
	Deesa	B.T. Cotton	NA	NA	-
	Dhrol	B.T. Cotton	NA	NA	-
Haryana	Bhiwani	B.T. Cotton	2400	NA	-
	Bhiwani	Desi	NA	NA	-
	Adampur	B.T. Cotton	NA	NA	-

	Fatehabad	B.T. Cotton	NA	NA	-
	Jind	B.T. Cotton	NA	NA	-
	Uchana	B.T. Cotton	NA	NA	-
	Dabwali	B.T. Cotton	5800	5800	Unch
Rajasthan	Hanumangarh	B.T. Cotton	NA	NA	-
	Rawatsar	B.T. Cotton	NA	Closed	-
Madhya Pradesh	Khandwa	Mech-1	NA	NA	-
	Khargaon	Mech-1	NA	NA	-
Maharashtra	Amravati	Mech-1	4300	950	3350
	Jamner	Medium Staple	NA	NA	-
Uttar Pradesh	Hathras	B.T. Cotton	NA	NA	-
	Hathras	Desi	NA	NA	-
Telangana	Adilabad	Un-Ginned	NA	NA	-
Andhra Pradesh	Adoni	Medium Staple	410	510	-100
Karnataka	Bijapur	Bunny	5613	3529	2084
	Hubli	D.C.H.	180	NA	-
	Hubli	B.T. Cotton	NA	NA	-
	Raichur	H-44 Cotton	5429	2406	3023
Commodity		Lint		Weekly Sum Arrivals (Quintal)	
State	Centre	Variety	29th May'20 to 4th June'20	22nd May'20 to 28th May'20	Change
Punjab	Bhatinda	J-34	NA	NA	-
	Abohar	J-34	NA	NA	-
	Mansa	J-34	NA	NA	-
Haryana	Sirsa	J-34	NA	6800	-
Rajasthan	Sri-Ganganagar	J-34	NA	Closed	-

Cotton Association of India Spot Rates:

Trade Name	Staple	Micronaire	Strength/ GPT	Weekly Average Prices		+/- Change
				29th May'20 to 4th June'20	22nd May'20 to 28th May'20	
Bengal Deshi (RG)/Assam Comilla (101)	Below 22mm	5.0 - 7.0	15	35960	35550	410
Bengal Deshi (SG)(201)	Below 22mm	5.0 - 7.0	15	36520	35950	570
J-34(202)	26mm	3.5 - 4.9	23	34040	33400	640
H-4/ MECH-1(105)	28mm	3.5 - 4.9	27	33840	33500	340
Shankar-6(105)	29mm	3.5 - 4.9	28	34800	34433	367
Bunny/ Brahma(105)	31mm	3.5 - 4.9	30	35180	35000	180
MCU-5/ Surabhi(106)	32mm	3.3 - 4.9	31	34880	34700	180
DCH-32(107)	34mm	3.0 - 3.8	33	35300	35100	200

Week on Week Price: Scenario of Cotton:

Commodity	Kapas		Today	Week Ago	Month Ago	Year Ago
State	Centre	Variety	6-Jun-20	30-May-20	6-May-20	7-Jun-19
Gujarat	Ahmedabad	Shankar-6	5000	Closed	Closed	6250
	Gondal	Shankar-6	4630	NA	3355	5500
	Rajkot	B.T. Cotton	4825	4650	4720	5530
	Patan	B.T. Cotton	NA	NA	NA	5515
	Kadi	B.T. Cotton	NA	NA	4250	5550
	Deesa	B.T. Cotton	NA	NA	0	NA
	Dhrol	B.T. Cotton	NA	NA	0	NR
Haryana	Bhiwani	B.T. Cotton	5400	NA	0	5600
	Bhiwani	Desi	NA	NA	0	NA
	Adampur	B.T. Cotton	NA	NA	0	5350
	Fatehabad	B.T. Cotton	5405	5405	5405	5350
	Jind	B.T. Cotton	NA	NA	0	5700
	Uchana	B.T. Cotton	NA	NA	0	5385
	Dabwali	B.T. Cotton	NA	5405	5405	NR
Rajasthan	Hanumangarh	B.T. Cotton	NA	NA	NA	Closed
	Rawatsar	B.T. Cotton	NA	Closed	Closed	Closed

Madhya Pradesh	Khandwa	Mech-1	NA	NA	Closed	5491
	Khargaon	Mech-1	NA	NA	0	5427
Maharashtra	Amravati	Mech-1	4750	4700	NA	5300
	Jamner	Medium Staple	NA	0	0	NA
Uttar Pradesh	Hathras	B.T. Cotton	NA	NA	0	NA
	Hathras	Desi	NA	NA	0	NA
Telangana	Adilabad	Un-Ginned	0	NA	0	5400
Andhra Pradesh	Adoni	Medium Staple	4779	4755	4650	6481
Karnataka	Bijapur	Bunny	6000	5389	4269	5929
	Hubli	D.C.H.	NA	0	0	NA
	Hubli	B.T. Cotton	NA	0	0	NA
	Raichur	H-44 Cotton	NA	5030	4600	5470
Commodity	Lint		Today	Week Ago	Month Ago	Year Ago
State	Centre	Variety	6-Jun-20	30-May-20	6-May-20	7-Jun-19
Punjab	Bhatinda	J-34	NA	NA	NA	4880
	Abohar	J-34	NA	NA	NA	4880
	Mansa	J-34	NA	NA	3625	4850
Haryana	Sirsa	J-34	3660	3570	3540	4820
Rajasthan	Sri-Ganganagar	J-34	NA	NA	Closed	0

Cotton Arrivals in Key Centers:

Commodity	Kapas		Arrivals (Quintal)	Arrivals (Quintal)	Arrivals (Quintal)	Arrivals (Quintal)
State	Centre	Variety	6-Jun-20	30-May-20	6-May-20	7-Jun-19
Gujarat	Ahmedabad	Shankar-6	25500	Closed	Closed	3400
	Gondal	Shankar-6	1416	NA	57	180
	Rajkot	B.T. Cotton	2100	3100	2200	680
	Patan	B.T. Cotton	NA	NA	NA	0
	Kadi	B.T. Cotton	NA	NA	2000	0
	Deesa	B.T. Cotton	NA	NA	0	0
	Dhrol	B.T. Cotton	NA	NA	0	17
Haryana	Bhiwani	B.T. Cotton	500	NA	0	0
	Bhiwani	Desi	NA	NA	0	0
	Adampur	B.T. Cotton	NA	NA	0	255
	Fatehabad	B.T. Cotton	NA	NA	0	0
	Jind	B.T. Cotton	NA	NA	0	0

	Uchana	B.T. Cotton	NA	NA	0	0
	Dabwali	B.T. Cotton	NA	1700	650	0
Rajasthan	Hanumangarh	B.T. Cotton	NA	NA	NA	650
	Rawatsar	B.T. Cotton	NA	Closed	Closed	100
Madhya Pradesh	Khandwa	Mech-1	NA	NA	Closed	0
	Khargaon	Mech-1	NA	NA	0	0
Maharashtra	Amravati	Mech-1	1300	700	NA	500
	Jamner	Medium Staple	NA	0	0	0
Uttar Pradesh	Hathras	B.T. Cotton	NA	NA	0	0
	Hathras	Desi	NA	NA	0	0
Telangana	Adilabad	Un-Ginned	0	NA	0	0
Andhra Pradesh	Adoni	Medium Staple	NA	0	0	1690
Karnataka	Bijapur	Bunny	363	692	511	127
	Hubli	D.C.H.	NA	0	0	0
	Hubli	B.T. Cotton	NA	0	0	0
	Raichur	H-44 Cotton	NA	600	187	15
Commodity	Lint		Arrivals (Quintal)	Arrivals (Quintal)	Arrivals (Quintal)	Arrivals (Quintal)
State	Centre	Variety	6-Jun-20	30-May-20	6-May-20	7-Jun-19
Punjab	Bhatinda	J-34	NA	NA	NA	0
	Abohar	J-34	NA	NA	NA	0
	Mansa	J-34	NA	NA	NA	0
	Sirsa	J-34	NA	680	NA	17
	Sri-Ganganagar	J-34	NA	NA	Closed	0

Disclaimer

The information and opinions contained in the document have been compiled from sources believed to be reliable. The company does not warrant its accuracy, completeness and correctness. Use of data and information contained in this report is at your own risk. This document is not, and should not be construed as, an offer to sell or solicitation to buy any commodities. This document may not be reproduced, distributed or published, in whole or in part, by any recipient hereof for any purpose without prior permission from the Company. IASL and its affiliates and/or their officers, directors and employees may have positions in any commodities mentioned in this document (or in any related investment) and may from time to time add to or dispose of any such commodities (or investment). Please see the detailed disclaimer at <http://www.agriwatch.com/Disclaimer.asp>

© 2020 Indian Agribusiness Systems Ltd.