

COTTON WEEKLY RESEARCH REPORT
15th Jun 2020**Domestic market summary**

Domestic market Scenario: Indian cotton market showed firm trend during the week. The bulk discounts is being given by CCI for the domestic sales to the spinning industry and cotton traders. Although the demand for cotton is sluggish in the domestic market, but the opening of malls and showrooms can leave a positive impact on cotton industry in the coming days or weeks. 98% cotton sowing has been finished in the northern parts of India while the southern and western cotton regions have commenced the sowing process as the monsoon has arrived in the regions. The India cotton exchange prices stood around Rs 33,642 per candy. Gujarat Shankar-6 variety cotton spot prices in Cotton Association of India stood around Rs.35266/ candy during the week.

Weekly Price Outlook : The average price of Kapas is likely to remain between Rs. 4700-5000/q in Rajkot while the prices in Andhra Pradesh likely to hover around Rs.4200-4550/q.

Major Market Highlights:

- Arrivals are good and ginnerers willing to press more lint. CCI also buying cotton regularly and thus, supporting the market.
- Cotlook index remained steady (66.75 cents/lbs) higher compared to the ICE cotton future stood slightly higher (59.35 cents/lbs).
- All India arrivals have reached between 60,000 to 70,000 bales per day.
- Indian Rupee remained weaker between 75.54 and 75.84 during this week.

Market Highlights:

- **The rise in MSP is favourable for farmers that encourages them to grow more for the coming season.** But the 5% hike in MSP is somewhere would be troublesome for spinners. Already northern part of India is witnessing higher cotton acreage and the southern and western cotton belts are yet start sowing. The cotton demand and trade prospects in cotton year 2020 have been severely hampered owing to the pandemic. The yarn and garment demand is impacted which is likely to result in a decline in cotton consumption for cotton year 2020. Therefore, the year that would end by September this year with higher ending stock. That would gradually does not support the prices in the coming year.
- **Due to the heavy rainfall in the past week after the cyclone Nisarga hit Maharashtra and Gujarat, cotton left in the open fields were damaged on small scale in Maharashtra and negligible loss in Gujarat.** So far, the loss incurred in MH on the account damage is around 7 lakh quintals of lint as its quality have been deteriorated. At

the start of the season, the Maharashtra government planned to open 40 ginning factories for procurement. But at present, cotton is being procured at 166 ginning and pressing factories after seeing the huge stock with the farmers. Around 30 lakh quintals kapas is left with farmers in the state out of which only 9-10 lakh quintal is of FAQ grade that would be procured by CCI. CCI have procured around 110 lakh quintals and around 73 lakh quintals have been procured by Maharashtra Federation till 7th June'20.

- **About 18 lakh ha area has been sown under cotton till 11th June'20 for 2020-21 marketing year.** In Punjab, around 22% increase in area is seen to 4.9 lakh ha followed by Haryana, up by 6% to 7.13 lakh ha compared to the previous year during the same time. In Rajasthan, the maximum increase was witnessed from 3.45 lakh ha to 5.19 lakh ha in 2020-21 compared to the previous year. In Gujarat, the sowing has started recently during the last week and around 0.78 lakh ha is sown. The sowing also started in AP and Karnataka covering the area around 0.07 lakh ha and 0.42 lakh ha, respectively.
- **Kharif crop sowing has started from June 1st in Andhra Pradesh with the onset of monsoon.** Kharif season has been set at 39.59 lakh hectares as against the normal crop acreage of 37.54 lakh hectares. Pulses, oilseeds and sugarcane crops are at vegetative stage. The targeted area under cotton for 2020-21 season is 5.44 lakh ha against the area under normal season is 6.08 lakh ha.
- According to the USDA's weekly Crop Progress and Condition Report, cotton is 78 percent planted across the Cotton Belt, versus a five-year average of 81 percent in the week ending on 7th Jun'20. The sowing progress was slightly higher by 4% in the previous year during the same time. The 2020-21 cotton squaring was 13%, 3% ahead of the 5-yr average. The progress of planting was 44% fair and 36% good during the season so far.

Cotton Balance Sheet (India):

Cotton Balance Sheet								
In Lakh Bales(170 KGS)	2016-17	2017-18	2018-19	2019-20*	Oct-Dec	Jan-Mar	Apr-June	July-Sept
Supply								
Opening stock	36.7	48.0	25.0	24.6	24.6	60.5	114.8	118.3
Cotton production	345.0	365.0	321.1	351.8	125.9	157.1	40.3	28.5
Imports	30.9	15.0	32.0	16.4	6.5	6.0	1.0	3.0
Total supply	412.6	428.0	378.1	392.8	157.0	223.6	156.1	149.8
Demand								
Mill consumption	262.7	288.0	265.0	218.8	74.1	76.0	21.5	47.3
Consumption by SSI	26.2	27.0	27.0	21.8	7.5	7.4	2.0	4.9
Non Mill consumption	17.5	19.0	19.5	19.1	4.9	4.4	4.9	4.9
Exports	58.2	69.0	42.0	45.3	10.0	21.0	9.4	5.0
Total Demand	364.6	403.0	353.5	305.1	96.5	108.8	37.8	62.1
Ending Stock	48.0	25.0	24.6	87.7	60.5	114.8	118.3	87.7

*All figures in Lakh Bales (of 170 Kgs. Each) Source: CAI&Agriwatch *: estimated*

As per the latest estimates by Agriwatch, cotton output in country during the season 2019-20 would be around 351.8 lakh bales (of 170 kg each) whereas 321 lakh bales was produced in 2018-19.

Due to the good export parity in the current year, exports are likely to surge by around 8% to 45 lakh bales. The pandemic made the exports viable and cheaper in the international market.

Whereas, the imports are likely to decline to around 16.5 lakh bales from the previous estimates of 23 lakh bales in 2019-20.

Due to lower opening stock but estimation of higher production of cotton would increase the availability the new season at 392.8 lakh bales.

Total domestic mill consumption (excluding non- mill consumption) in 2019-20 is likely to decline by around 15% amid covid-19 pandemic to 240.6 lakh bales compared to 286 lakh bales during the previous season.

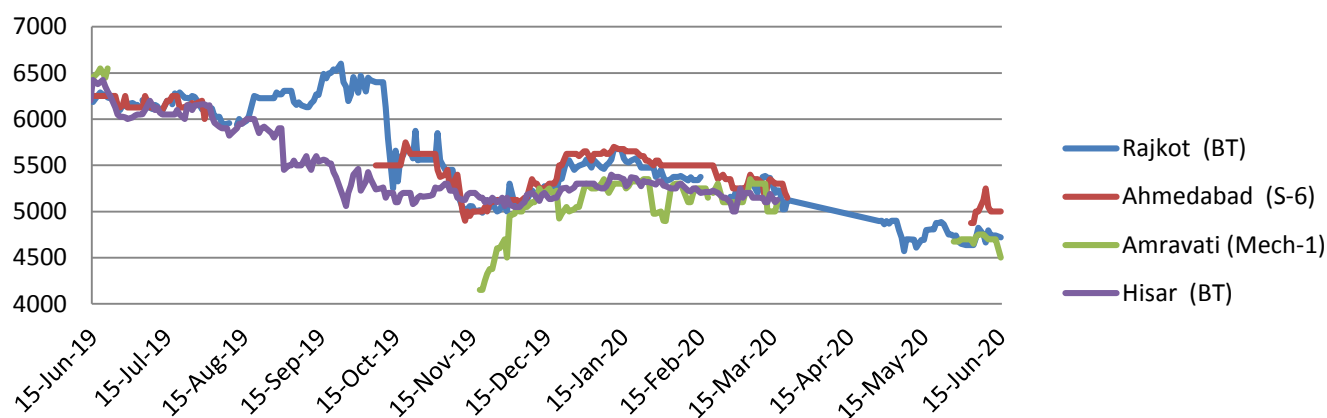
So, decline in consumption would result in higher ending stocks to around 88 lakh bales, it is higher much higher compared to the ending stocks of previous season.

Domestic Cotton Prices Scenario

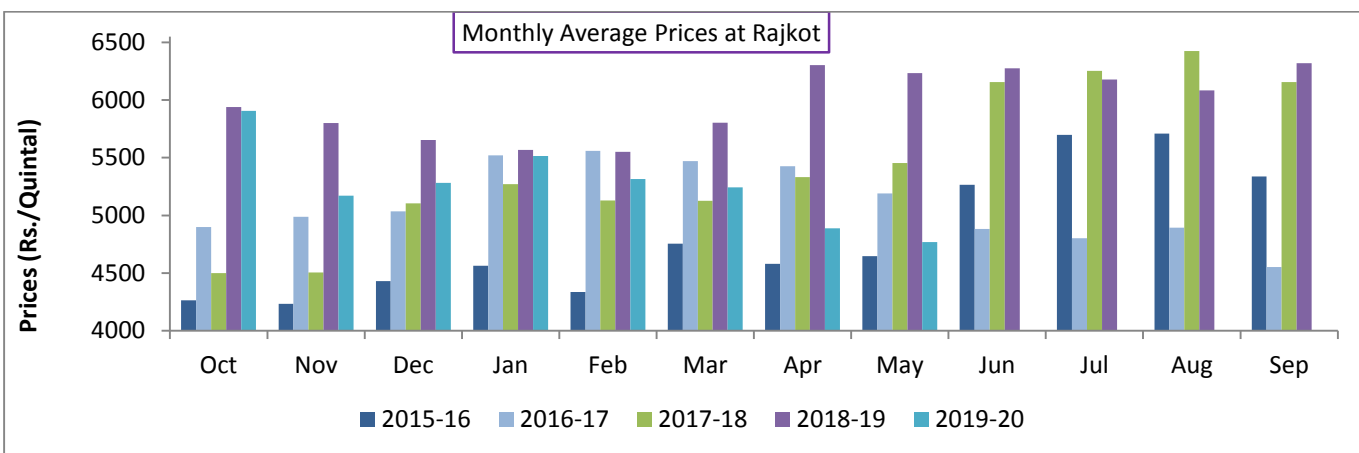
Kapas (Raw Cotton) Weekly Price Scenario

Weekly Price Review: Weekly kapas average price at Rajkot increased to Rs. 4747/q because of easing down the restrictions made during the lockdown. Major activity is done by the private traders procuring lower grade cotton. The prices stood at Rs. 4644/quintal in the previous week. The arrivals started in Ahmedabad and Amarawati since the first week of June.

Variety wise Kapas Price trend (Rs/Qtl)



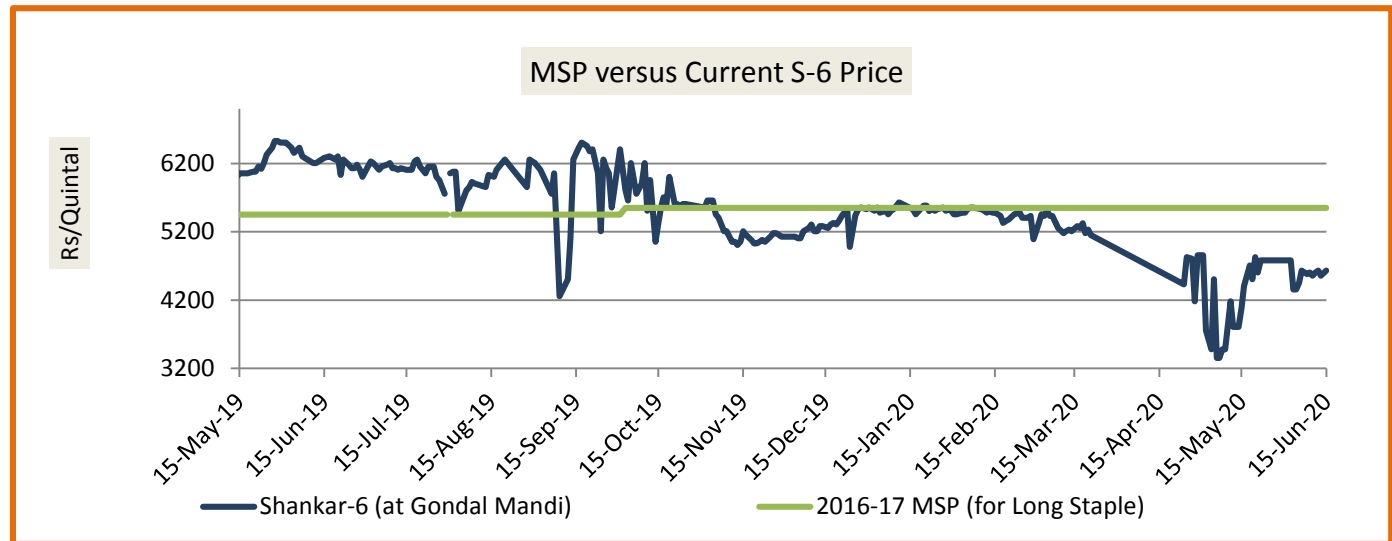
Kapas Monthly M-o-M Price Scenario



Few markets of Kapas (seed cotton) in country were opened in May month, the monthly average price was ruling lower in May at Rs. 4768/q much lower compared to the prices during the corresponding month of the previous season due to the lower demand this year. Monthly average price of Kapas at Rajkot remained Rs. 4887 per quintal during April, which was Rs 6302/quintal during the corresponding month last year in April'19. We expect Kapas prices to remain steady to low further in the coming month (June) due to the lower demand across the country as well as in international market.

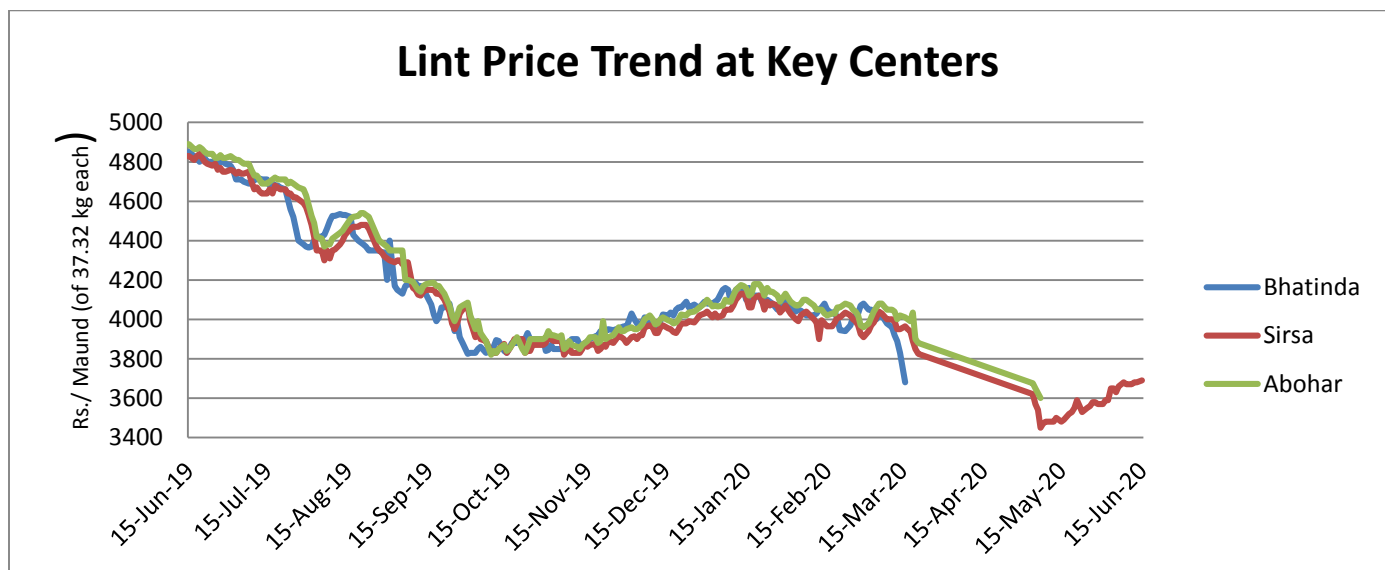
Spot Price versus MSP

The arrivals increased slightly during the week ending on 13th June'20 in Gondal. Kapas average price at Gondal market was closed at Rs.4571/q much lower than MSP and from the prices before lockdown that stood at Rs. 5245/q. Average price in the week stood further down by around Rs.978/q from MSP (Rs.5550/q). The average gap between the spot price and MSP has increased after the lockdown amid coronavirus.



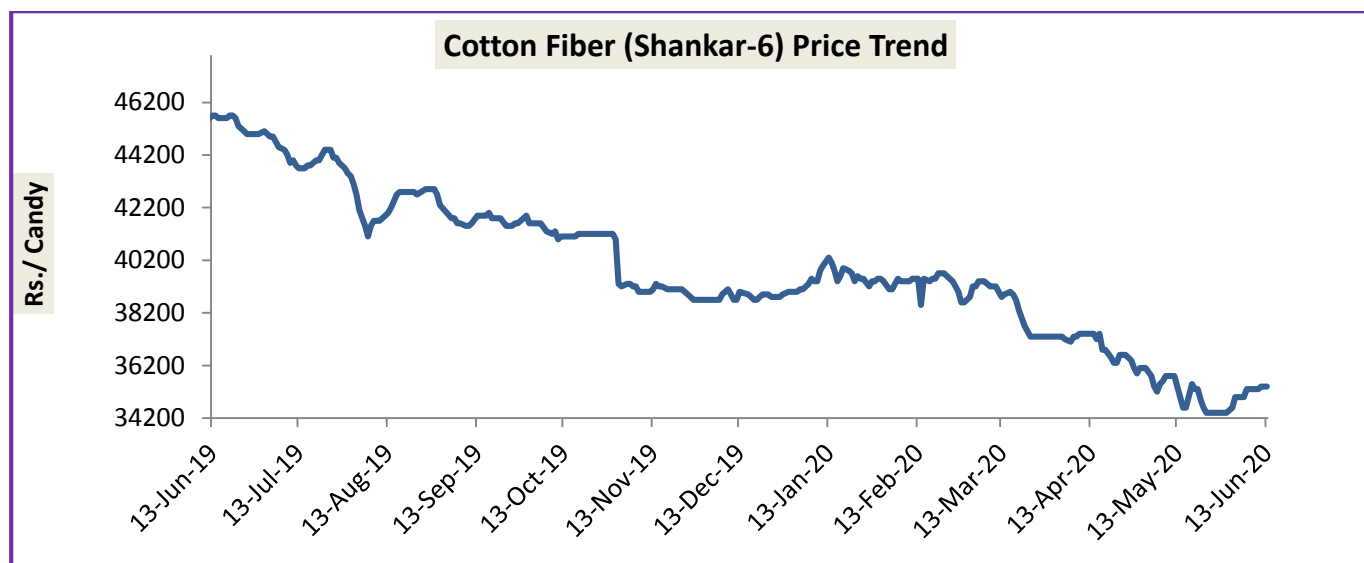
Lint price Outlook

The Sirsa market was active last week while the markets in Punjab were closed as the sowing for new season has started and coming to end of sowing process. Punjab covered an area of around 4.9 lakh ha so far this week. The average price in the week stood around Rs. 3663/q a slight increase as few mills were opened and the prior week the stood around Rs.3598/maund of 37.32 kg each. There were no arrivals in other markets.



Cotton Fiber price Outlook

The average cotton fiber (Shankar-6) of premium quality prices increased to Rs. 35266/candy from around Rs. 34733/candy compared to the previous week due to the support gained from smoother exports of cotton. Also, the demand from international market seems positive as Indian cotton is now cheaper in the world market. Average price were around Rs. 45,583 per candy last year during the same time. We expect cotton fiber to remain firm in range of Rs 34500-36500 per candy in the coming week candy.

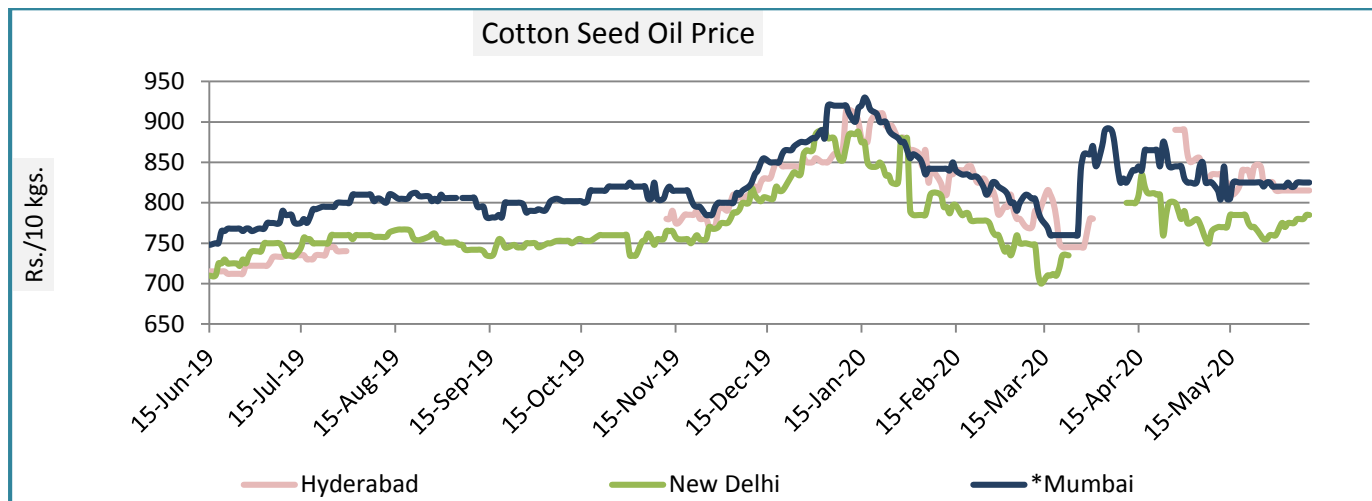


Cotton Seed Oil and Cotton Seed Oil Cake

Cotton Seed Oil weekly Price Scenario

Cotton seed oil price marginally showed positive trend across all the centres during the week ending on 11th June'20. Weekly average price in Hyderabad stood weaker at Rs. 813 and in Mumbai the prices ranged around Rs. 825 and Rs.783 per 10 Kg in New Delhi.

	Weekly Average Price as on (Rs/10 kg.)		% Change
	11-Jun-20	04-Jun-20	
New Delhi	783	772	1.51
Rajkot	812	804	0.93
Hyderabad	813	816	-0.41
Mumbai	825	823	0.30

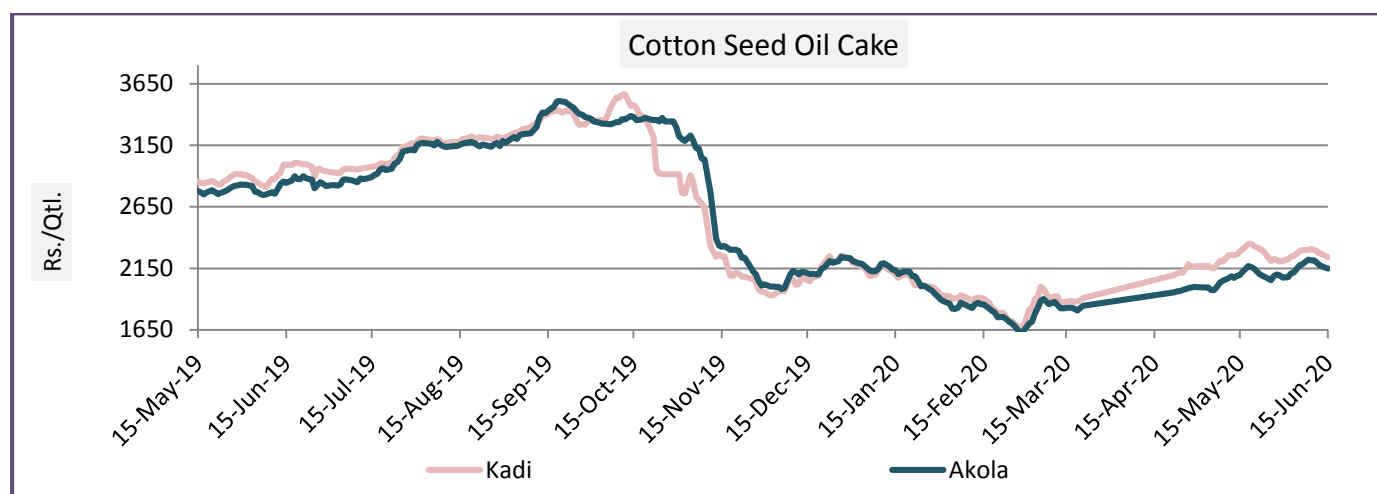


Cotton Seed Oil Cake weekly Price Scenario

Cotton seed oilcake spot prices were firm during the week. The average prices stood up by 2-4% in Kadi and Akola. Also, 2020-21 global cottonseed production is projected at 43.7 million tons, down 3 percent from the current year. The lifting up of lockdown in many states increased the demand slightly but the consumption for 2020-21 also forecast down slightly driven mostly by crush and feed use. NCDEX Cotton seed oil cake futures ended with a weak note at Rs.2145/q against Rs.2154 in the prior week contrary to the spot prices. NCDEX Cocudakl is now getting support at 2110 and below same could see a test of 2094 levels, and first resistance is now likely to be seen at 2185.

Centers	Weekly Average Price as on (Rs/quintal.)*		% Change
	11-Jun-20	04-Jun-20	
Kadi	2298	2234	2.88
Akola	2202	2103	4.69

*Source: NCDEX



International Market Scenario

International US cotton spot prices stood slightly firm at 60.73 cents/lbs during the week. Also Cotlook A index weekly average stood slightly firm at 68.15 cents/pound this week, which was 66.87 at cents/pound during last week.

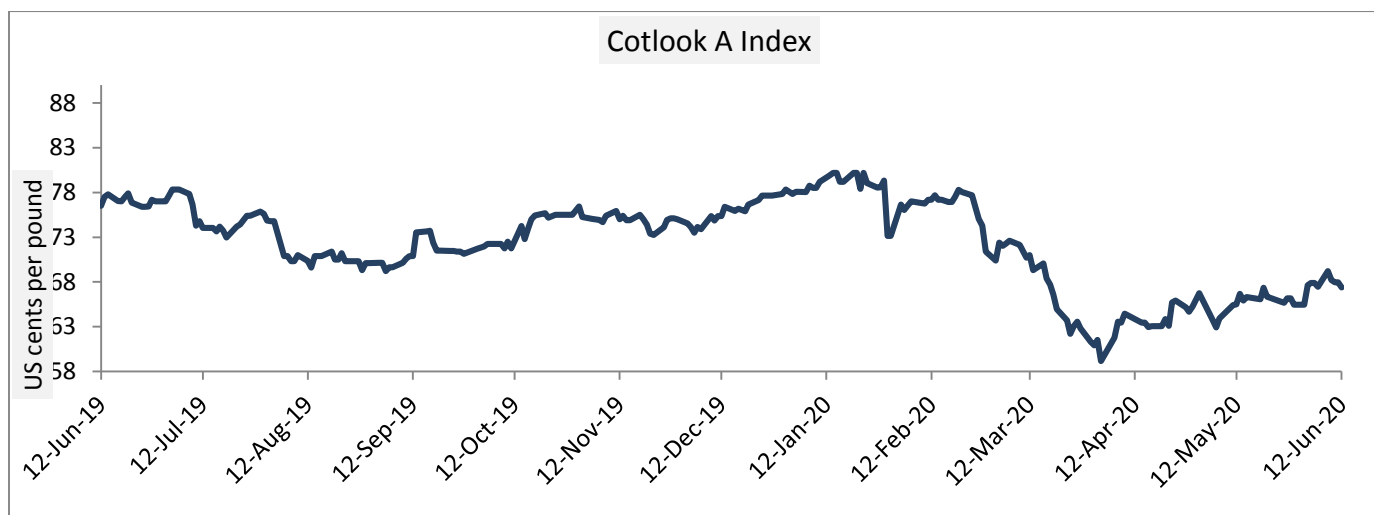
Major Market Highlights:

- **The ICAC's global production estimate for 2019-20 is at 154 million bales with production for 2020-21** currently estimated at 148 million bales, a 4% decrease as global area decreases based on lower prices. Global consumption for 2019-20 is currently estimated at 13.5 million bales from the severe damage caused by the pandemic and the continual pressure of global trade tensions. With decreasing use, ending stock levels are expected to rise to 12.8 million bales at record high levels.
- **WASDE report was bearish. World cotton balance sheet for both current and next year shows decreasing consumption and rising ending stock.** U.S. Export Sales was decent over 6 lakh bales for combined both years. Shipment is not at required pace so target for current year does not look achievable. Large commitment will be carried forward to next marketing year. US weather is not good and crop is facing problems. As per last crop progress report 43% is rated as good.

Cotlook A Index

Cotlook A index noticed slightly firm in last week. The Cotlook A Index was at 68.15 cents/lb lower than the previous week (66.87 cents/lb) and a slight hike compared to the previous week.

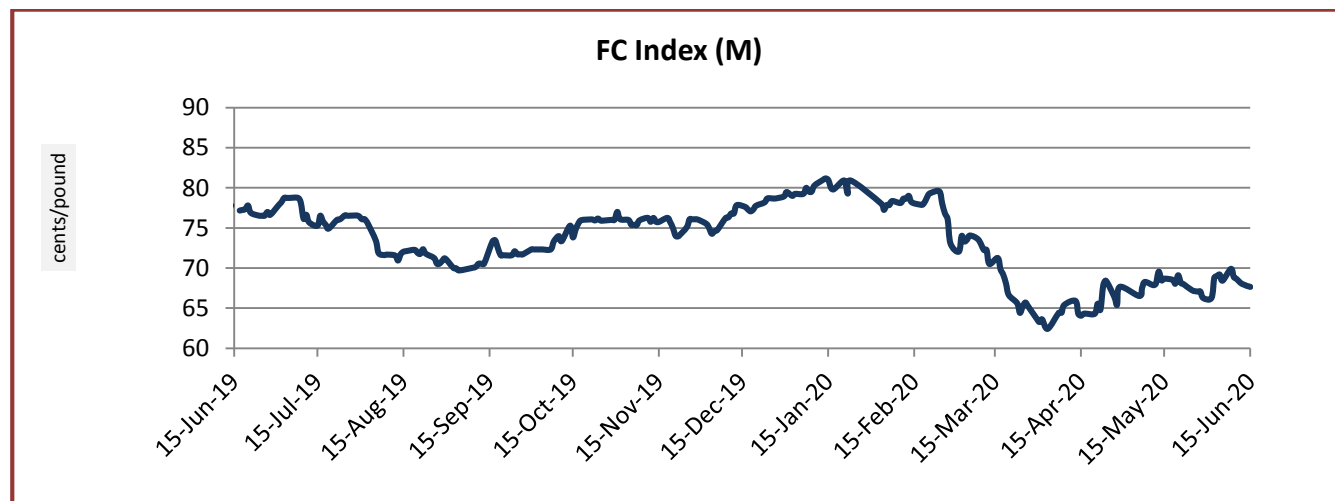
Cotlook A Index	WeeklyAverage Price change as on		% Change
	11-Jun-20	04-Jun-20	
Prices	68.15	66.87	1.91
Prices in US cents per Pound			



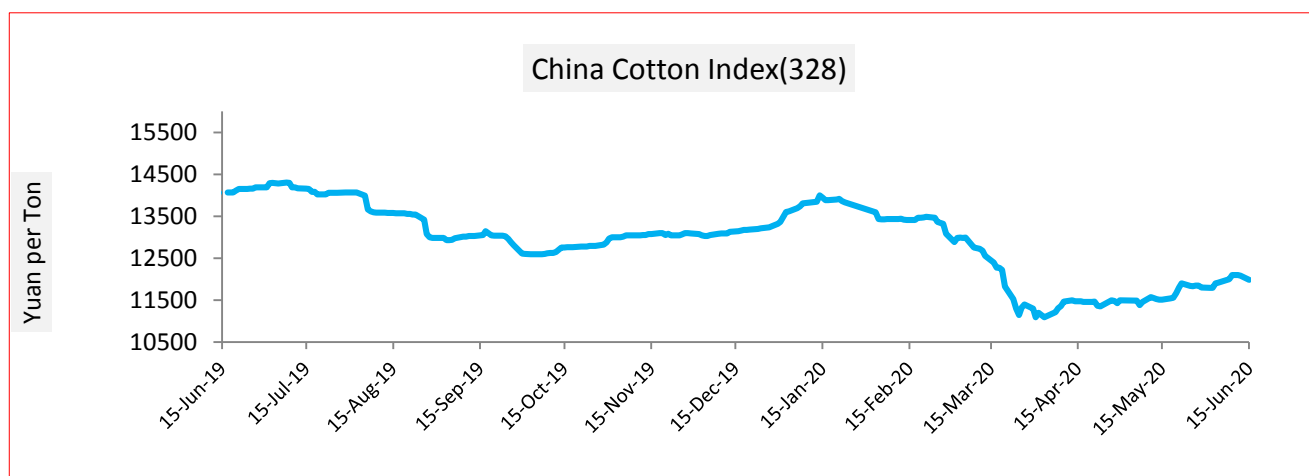
China Cotton Index and Foreign Cotton Index

Cotton Index	Weekly Average Price as on		% Change
	11-Jun-20	04-Jun-20	
FC (S)	72.68	71.74	1.30
FC (M)	68.77	67.89	1.30
FC (L)	67.84	67.19	0.97

Prices in US cents per Pound



Cotton Index	Weekly Average Price as on		% Change
	11-Jun-20	04-Jun-20	
CCIndex(328)	12078.60	11843.80	12078.60
CCIndex(527)	11211.20	10991.00	11211.20
CCIndex(229)	12360.40	12128.00	12360.40
Prices in Yuan per ton			



USA Spot Prices

Market recovered as the crop condition is deteriorating in US due to the bad weather conditions. The US stood at 89 percent planted, slightly behind the 91 percent 5-year average. Squaring was at 16 percent, the same as the 5-year average. Crop conditions slipped a little for the second week in a row. Net UPLAND sales of 3,99,600 RB for 2019-2020 were down noticeably from the previous week, but up noticeably from the prior 4-week average.

USA Spot Prices	Monthly Average Price as on		% Change
	11-Jun-20	04-Jun-20	
Prices	60.73	59.90	1.39
Prices in US cents per Pound			

Daily Movement of USA Spot Price



Pakistan Spot Prices

The prices stood weaker compared to the previous week by around 1.7%. Trading in cotton crop of new season 2020-21 has started in the cotton market. The recent budget announced by the Pakistan government was disappointing to the cotton textile industry. This year it is expected that agriculture production as well as cotton crop will be badly affected by the attack of locusts. Currently, locusts have damaged cotton plants in some areas due to which cotton has to be sown two or three times in the coming days as there is a serious threat of pending locust attack.

Karachi Spot Prices	Weekly Average Price as on		% Change
	11-Jun-20	04-Jun-20	
Prices	8526	8677	-1.74
Prices in Rs per 37.32 Kg			

Commodity: Cotton

Exchange: MCX

Contract: Jun

Expiry: Jun 30, 2020

Cotton



Technical Commentary:

- Cotton 29 mm MCX Jan contract faces resistance at 16760.
- Relative strength indicator (RSI) reached the neutral region.
- The price closed near moving averages.
- Price decreased & open interested increased indicating long liquidation

We will advise traders to sell today.

Strategy: Sell

Intraday Supports & Resistances			S2	S1	PCP	R1	R2
Cotton	MCX	Jun	15680	15780	16050	16360	16490
			Call	Entry	T1	T2	SL
Cotton	MCX	Jun	Sell	16140	16020	15920	16212

* Do not carry-forward the position next day.

Commodity: Cotton Seed oil Cake
Contract: July

Exchange: NCDEX
Expiry: July 20, 2020

Cotton



Technical Commentary:

- Overall Candlestick pattern depicts steady to bearish movement.
- RSI is in the neutral region.
- Prices closed at 9 and 18 days EMAs.
- Price decreased & open interest increased indicating short buildup.

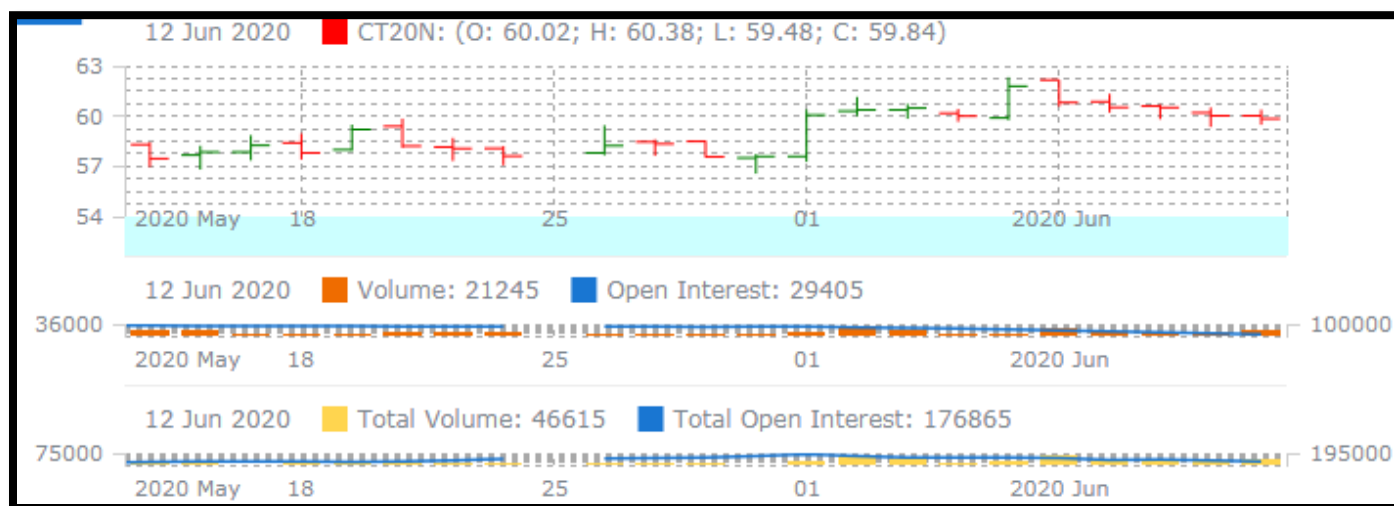
We will advise traders to wait today.

Strategy: Wait

Intraday Supports & Resistances			S2	S1	PCP	R1	R2
Cotton oil cake	NCDEX	Jul	2040	2070	2126	2190	2230
Intraday Trade Call			Call	Entry	T1	T2	SL
Cotton oil cake	NCDEX	Jul	Wait	-	-	-	-

* Do not carry-forward the position next day.

Technical Analysis of Cotton Future (Jul'20 Contract) at ICE



- Candlesticks denote bearish movement in the market.
- Total volume increased & Open Interest decreased compared to last week.
- We expect cotton prices to remain steady to firm in the coming week.

Expected Price Range During Coming month

Expected Trend	Expected Trading Band
Range bound to BearishMomentum	55-65

Expected Support and Resistance

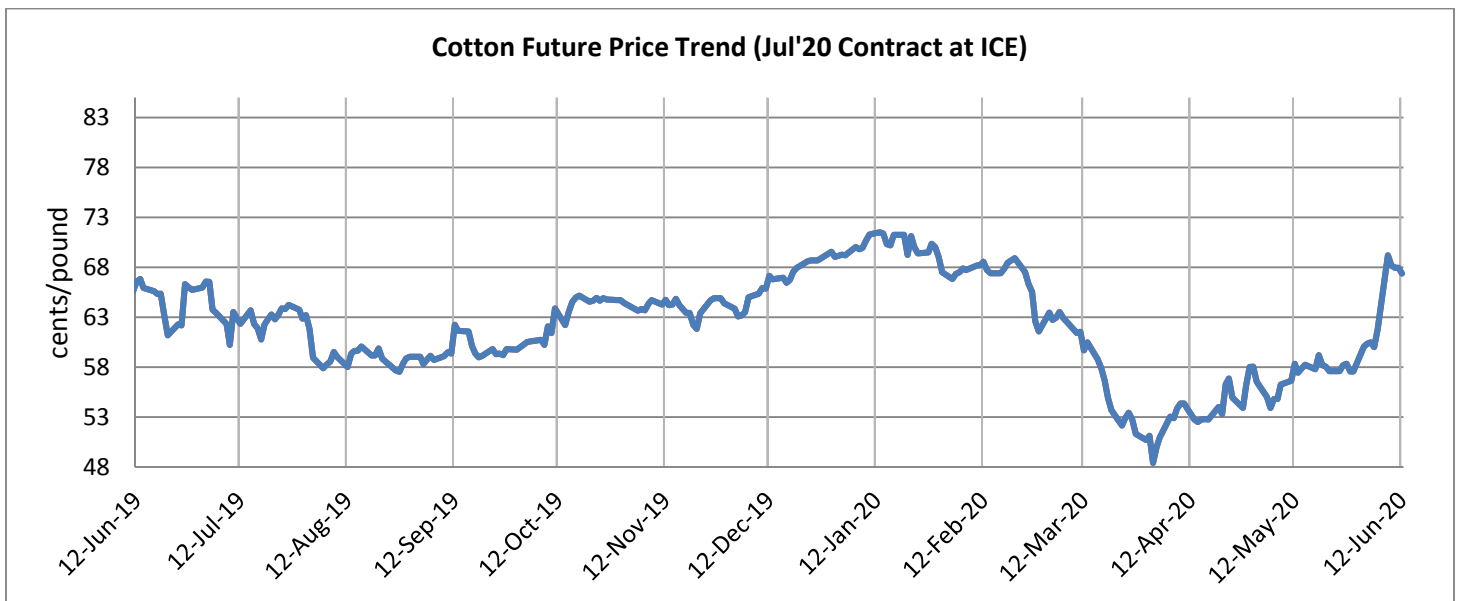
Support 1	Support 2	Resistance 1	Resistance 2
55	57	61	67

Figures in US cents/pound

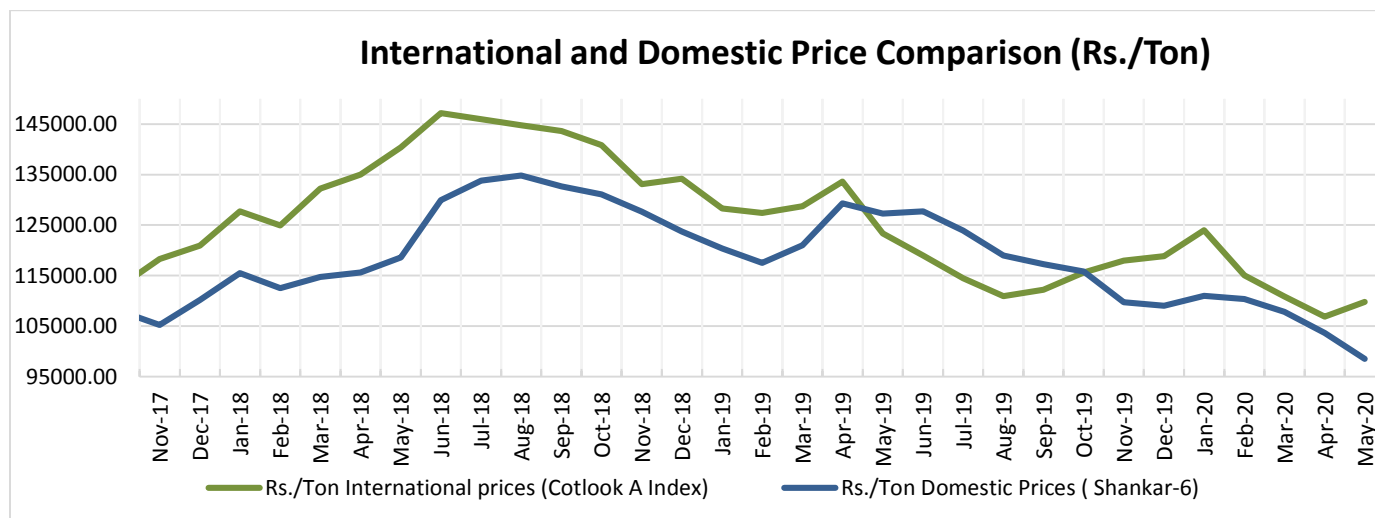
Cotton Future Prices at ICE

Cotton Prices in Future Contract on ICE						Prices in cents/Lb	
Contracts	12-Jun-20	12-May-20 (1 month ago)	13-Mar-20 (3 months ago)	16-Dec-19 (6 months ago)	12-Jun-19 (a year ago)	% Change over a month	% Change over previous year
Jul-20	59.84	58.34	61.10	68.99	66.57	2.57	-10.11
Oct-20	59.58	57.88	61.22	69.08	66.41	2.94	-10.28
Dec-20	59.03	57.90	62.15	68.90	65.88	1.95	-10.40
Mar-21	59.58	58.60	62.95	69.44	66.58	1.67	-10.51
May-21	59.98	59.32	60.49	68.13	67.44	1.11	-11.06

Future Price Trend (Active Contract):



International and Domestic Price Comparison



Cotton Prices at Key Spot Markets:

Commodity	Kapas		Weekly Average Prices (Rs./Quintal)		Change
			5th Jun'20 to 11th June'20	29th May'20 to 4th June'20	
Gujarat	Ahmedabad	Shankar-6	5071	4875	196
	Gondal	Shankar-6	4572	4355	217
	Rajkot	B.T. Cotton	4748	4653	94
	Patan	B.T. Cotton	NA	NA	-
	Kadi	B.T. Cotton	NA	NA	-
	Deesa	B.T. Cotton	NA	NA	-
	Dhrol	B.T. Cotton	NA	NA	-
Haryana	Bhiwani	B.T. Cotton	5400	5400	Unch
	Bhiwani	Desi	NA	NA	-
	Adampur	B.T. Cotton	NA	NA	-
	Fatehabad	B.T. Cotton	5243	5405	-162
	Jind	B.T. Cotton	NA	NA	-
	Uchana	B.T. Cotton	NA	NA	-
	Dabwali	B.T. Cotton	NA	NA	-
Rajasthan	Hanumangarh	B.T. Cotton	NA	NA	-
	Rawatsar	B.T. Cotton	NA	NA	-
Madhya Pradesh	Khandwa	Mech-1	NA	NA	-
	Khargaon	Mech-1	NA	NA	-

Maharashtra	Amravati	Mech-1	4725	4688	38
	Jamner	Medium Staple	NA	NA	-
Uttar Pradesh	Hathras	B.T. Cotton	NA	NA	-
	Hathras	Desi	NA	NA	-
Telangana	Adilabad	Un-Ginned	NA	NA	-
Andhra Pradesh	Adoni	Medium Staple	4881	4779	103
Karnataka	Bijapur	Bunny	5320	4869	451
	Hubli	D.C.H.	3600	4200	-600
	Hubli	B.T. Cotton	NA	NA	-
	Raichur	H-44 Cotton	5146	5026	120
Commodity	Lint		Prices (Rs./Maund of 37.32kg each)		Change
State	Centre	Variety	5th Jun'20 to 11th June'20	29th May'20 to 4th June'20	
Punjab	Bhatinda	J-34	NA	NA	-
	Abohar	J-34	NA	NA	-
	Mansa	J-34	NA	NA	-
Haryana	Sirsa	J-34	3663	3603	60
Rajasthan	Sri-Ganganagar	J-34	NA	NA	-

Cotton Arrivals in Key Centers:

Commodity	Kapas		Weekly Sum Arrivals (Quintal)		Change
State	Centre	Variety	5th Jun'20 to 11th June'20	29th May'20 to 4th June'20	
Gujarat	Ahmedabad	Shankar-6	156400	15300	141100
	Gondal	Shankar-6	5286	1206	4080
	Rajkot	B.T. Cotton	9800	8950	850
	Patan	B.T. Cotton	NA	NA	-
	Kadi	B.T. Cotton	NA	NA	-
	Deesa	B.T. Cotton	NA	NA	-
	Dhrol	B.T. Cotton	NA	NA	-
Haryana	Bhiwani	B.T. Cotton	2200	2400	-200
	Bhiwani	Desi	NA	NA	-
	Adampur	B.T. Cotton	NA	NA	-
	Fatehabad	B.T. Cotton	NA	NA	-
	Jind	B.T. Cotton	NA	NA	-
	Uchana	B.T. Cotton	NA	NA	-

	Dabwali	B.T. Cotton	NA	5800	-
Rajasthan	Hanumangarh	B.T. Cotton	NA	NA	-
	Rawatsar	B.T. Cotton	NA	NA	-
Madhya Pradesh	Khandwa	Mech-1	NA	NA	-
	Khargaon	Mech-1	NA	NA	-
Maharashtra	Amravati	Mech-1	7900	4300	3600
	Jamner	Medium Staple	NA	NA	-
Uttar Pradesh	Hathras	B.T. Cotton	NA	NA	-
	Hathras	Desi	NA	NA	-
Telangana	Adilabad	Un-Ginned	NA	NA	-
Andhra Pradesh	Adoni	Medium Staple	460	410	50
Karnataka	Bijapur	Bunny	8820	5613	3207
	Hubli	D.C.H.	1	180	-179
	Hubli	B.T. Cotton	NA	NA	-
	Raichur	H-44 Cotton	3877	5429	-1552
Commodity	Lint		Weekly Sum Arrivals (Quintal)		
State	Centre	Variety	5th Jun'20 to 11th June'20	29th May'20 to 4th June'20	Change
Punjab	Bhatinda	J-34	NA	NA	-
	Abohar	J-34	NA	NA	-
	Mansa	J-34	NA	NA	-
Haryana	Sirsa	J-34	NA	NA	-
Rajasthan	Sri-Ganganagar	J-34	NA	NA	-

Cotton Association of India Spot Rates:

Trade Name	Staple	Micronaire	Strength/ GPT	Weekly Average Prices		+/- Change
				5th Jun'20 to 11th June'20	29th May'20 to 4th June'20	
Bengal Deshi (RG)/Assam Comilla (101)	Below 22mm	5.0 - 7.0	15	36350	35960	390
Bengal Deshi (SG)(201)	Below 22mm	5.0 - 7.0	15	37050	36520	530
J-34(202)	26mm	3.5 - 4.9	23	34667	34040	627
H-4/ MECH-1(105)	28mm	3.5 - 4.9	27	34250	33840	410
Shankar-6(105)	29mm	3.5 - 4.9	28	35267	34800	467
Bunny/ Brahma(105)	31mm	3.5 - 4.9	30	35567	35180	387
MCU-5/ Surabhi(106)	32mm	3.3 - 4.9	31	35267	34880	387

DCH-32(107)	34mm	3.0 - 3.8	33	35767	35300	467
-------------	------	-----------	----	-------	-------	-----

Week on Week Price: Scenario of Cotton:

Commodity	Kapas		Today	Week Ago	Month Ago	Year Ago
State	Centre	Variety	15-Jun-20	8-Jun-20	15-May-20	15-Jun-19
Gujarat	Ahmedabad	Shankar-6	5000	5125	Closed	6250
	Gondal	Shankar-6	4630	4580	4080	5500
	Rajkot	B.T. Cotton	4720	4750	NA	5530
	Patan	B.T. Cotton	NA	0	4305	5515
	Kadi	B.T. Cotton	NA	0	4750	5550
	Deesa	B.T. Cotton	NA	0	0	NA
	Dhrol	B.T. Cotton	NA	0	0	NR
Haryana	Bhiwani	B.T. Cotton	NA	5400	0	5600
	Bhiwani	Desi	NA	NA	0	NA
	Adampur	B.T. Cotton	NA	NA	0	5350
	Fatehabad	B.T. Cotton	NA	5405	5405	5350
	Jind	B.T. Cotton	NA	NA	0	5700
	Uchana	B.T. Cotton	NA	NA	0	5385
	Dabwali	B.T. Cotton	NA	NA	5405	NR
Rajasthan	Hanumangarh	B.T. Cotton	NA	NA	NA	Closed
	Rawatsar	B.T. Cotton	NA	NA	Closed	Closed
Madhya Pradesh	Khandwa	Mech-1	NA	0	Closed	5491
	Khargaon	Mech-1	NA	0	0	5427
Maharashtra	Amravati	Mech-1	4500	4750	NA	5300
	Jamner	Medium Staple	NA	0	0	NA
Uttar Pradesh	Hathras	B.T. Cotton	NA	0	0	NA
	Hathras	Desi	NA	0	0	NA
Telangana	Adilabad	Un-Ginned	NA	0	0	5400
Andhra Pradesh	Adoni	Medium Staple	4921	4806	4612	0
Karnataka	Bijapur	Bunny	5149	5162	4409	5929
	Hubli	D.C.H.	NA	3600	0	NA
	Hubli	B.T. Cotton	NA	0	0	NA
	Raichur	H-44 Cotton	5150	5169	4740	5470

Commodity	Lint		Today	Week Ago	Month Ago	Year Ago
State	Centre	Variety	15-Jun-20	8-Jun-20	15-May-20	15-Jun-19
Punjab	Bhatinda	J-34	NA	NA	NA	4870
	Abohar	J-34	NA	NA	NA	4890
	Mansa	J-34	NA	NA	NA	4835
Haryana	Sirsa	J-34	3690	3680	3480	4830
Rajasthan	Sri-Ganganagar	J-34	NA	NA	Closed	0

Cotton Arrivals in Key Centers:

Commodity	Kapas		Arrivals (Quintal)	Arrivals (Quintal)	Arrivals (Quintal)	Arrivals (Quintal)
State	Centre	Variety	15-Jun-20	8-Jun-20	15-May-20	15-Jun-19
Gujarat	Ahmedabad	Shankar-6	25500	34000	Closed	3400
	Gondal	Shankar-6	1026	774	699	83
	Rajkot	B.T. Cotton	1600	1800	NA	220
	Patan	B.T. Cotton	NA	0	635	0
	Kadi	B.T. Cotton	NA	0	2500	0
	Deesa	B.T. Cotton	NA	0	0	0
	Dhrol	B.T. Cotton	NA	0	0	4
Haryana	Bhiwani	B.T. Cotton	NA	500	0	0
	Bhiwani	Desi	NA	NA	0	0
	Adampur	B.T. Cotton	NA	NA	0	442
	Fatehabad	B.T. Cotton	NA	NA	0	0
	Jind	B.T. Cotton	NA	NA	0	0
	Uchana	B.T. Cotton	NA	NA	0	0
	Dabwali	B.T. Cotton	NA	NA	1650	0
Rajasthan	Hanumangarh	B.T. Cotton	NA	NA	NA	305
	Rawatsar	B.T. Cotton	NA	NA	Closed	50
Madhya Pradesh	Khandwa	Mech-1	NA	0	Closed	0
	Khargaon	Mech-1	NA	0	0	0
Maharashtra	Amravati	Mech-1	1900	1500	NA	350
	Jamner	Medium Staple	NA	0	0	0
Uttar Pradesh	Hathras	B.T. Cotton	NA	0	0	0
	Hathras	Desi	NA	0	0	0
Telangana	Adilabad	Un-Ginned	NA	0	0	0
Andhra Pradesh	Adoni	Medium Staple	0	0	0	0

Karnataka	Bijapur	Bunny	4419	2391	777	408
	Hubli	D.C.H.	NA	1	0	0
	Hubli	B.T. Cotton	NA	0	0	0
	Raichur	H-44 Cotton	1050	645	600	7
Commodity	Lint		Arrivals (Quintal)	Arrivals (Quintal)	Arrivals (Quintal)	Arrivals (Quintal)
State	Centre	Variety	15-Jun-20	8-Jun-20	15-May-20	15-Jun-19
Punjab	Bhatinda	J-34	NA	NA	NA	0
	Abohar	J-34	NA	NA	NA	0
	Mansa	J-34	NA	NA	NA	0
	Sirsa	J-34	NA	NA	850	8.5
	Sri-Ganganagar	J-34	NA	NA	Closed	0

Disclaimer

The information and opinions contained in the document have been compiled from sources believed to be reliable. The company does not warrant its accuracy, completeness and correctness. Use of data and information contained in this report is at your own risk. This document is not, and should not be construed as, an offer to sell or solicitation to buy any commodities. This document may not be reproduced, distributed or published, in whole or in part, by any recipient hereof for any purpose without prior permission from the Company. IASL and its affiliates and/or their officers, directors and employees may have positions in any commodities mentioned in this document (or in any related investment) and may from time to time add to or dispose of any such commodities (or investment). Please see the detailed disclaimer at <http://www.agriwatch.com/Disclaimer.asp> © 2020 Indian Agribusiness Systems Ltd.