

COTTON WEEKLY RESEARCH REPORT
29th Jun 2020**Domestic market summary**

Domestic market Scenario: Indian cotton market showed mixed trend during the week. The trade might increase because of unlocking of lockdown and reduced CCI floor prices. CCI has further reduced its base price by Rs. 300 to 500 per Candy during this week, to attract buyers. Now Shankar-6 is being offered at 35,700 without discount. CCI sold small quantities in North India during last week. CCI has bought around 12 million bales of cotton this year from the farmers and likely to continue till September end this season. The India cotton exchange recent month's prices stood around Rs 33,150 per candy. Gujarat Shankar-6 variety cotton spot prices in Cotton Association of India stood around Rs.35016/ candy during the week.

Weekly Price Outlook : The average price of Kapas is likely to remain between Rs. 4750-5000/q in Rajkot while the prices in Andhra Pradesh likely to hover around Rs.4100-4550/q.

Major Market Highlights:

- All India cotton sowing till 26th of Jun was 71.692 lakh hectares against 27.08 lakh hectares last year at the same time.
- Cotlook index remained firm (68.18 cents/lbs) higher compared to the ICE cotton future which stood slightly higher (61.88 cents/lbs).
- All India arrivals have reached between 50,000 to 60,000 bales per day.
- Indian Rupee remained weaker between 75.71 and 76.20 during this week.

Market Highlights:

- **According to the sources, around 71.69 lakh ha area has been sown under cotton till 26th June'20 for 2020-21 marketing year**, up by around 70% during the same period of time last year. In Punjab, around 25% increase in area is seen to 5.01 lakh ha followed by Haryana, up by 9% to 7.37 lakh ha compared to the previous year during the same time. In Rajasthan, the increase was witnessed from 3.45 lakh ha to 5.88 lakh ha in 2020-21 compared to the previous year. In Gujarat, the sowing has started during the 2nd week of June and around 11.67 lakh ha is sown. The sowing also started in Telangana and AP covering the area around 10.68 lakh ha and 0.45lakh ha, respectively.
- **The locusts travelling from Pakistan and Rajasthan invaded in around 36 villages in Mahendergarh, Haryana last Saturday.** Only one or two villages were affected where the locusts were settled on the standing crops. Cotton in these regions are in vegetative phase and no major damage has been reported so far. The insects just

passed through the remaining villages without causing any damage. The nearby areas are also on high alert taking necessary precautions by spraying pesticides.

- **The areas such as Fazilka, Muktsar, and Bhatinda, the main cotton growing belts share the boundary with Rajasthan, therefore, they are vulnerable to locusts attack.** The swarms of locusts were reported to have entered the area about 200 km away from the cotton belt in last week. The sowing in these areas is almost completed and the attack of locusts at this point of time can affect the crop. Although, the area under cotton in Punjab has been increased significantly this year (up by 25%) the abrupt invasion of locusts can affect the yield of cotton. So far no damage in Punjab has reported and if the wind direction does not change, they may hit Uttar Pradesh soon.
- The Telangana state government is anticipating that locusts may enter the state between 27th June and 15th July. Telangana had started sowing cotton from the first week of June this year. The crop in the state has now germinated in few areas and some are in the process of sowing. There would be a higher loss if locust swarms enter when standing crops have grown to significant levels. Particular arrangements are being done in Adilabad, Karimnagar, Nizamabad, Warangal and Khammam districts.
- **Bangladesh complained over the poor quality of cotton being delivered from India. The Bangladesh's cotton imports have been declined over the year.** The local traders of Bangladesh have switched to suppliers from North and West African countries to reduce their dependency on India. In 2019, the Bangladeshi Association of Textile Mills (BTMA) imported 18 percent of its cotton from India. BTMA has urged India to maintain timely shipment and deliver the right amount as per agreements. Otherwise, Bangladesh likely to switch to Western and Eastern African cotton. After the clashes over Galwan valley, China is also influencing Bangladesh against India, therefore, the major importer of Indian cotton is at risk.
- **According to the trade sources, the Indian cotton exports for the May'20** were reported slightly higher around 2.5 lakh bales including organic cotton compared to the prior month. In May'20, most of the shipments that were halted have now resumed. Indian cotton being the cheapest in the international market, there was increased export demand during May and is likely to increase in June and July as well. Bangladesh was the largest importer of Indian cotton purchasing around 81,000 bales at an average FOB of \$1.5/kg followed by China (65,680 bales at \$1.36/kg), Vietnam (20,000 bales at \$1.3/kg) and Turkey (11,000 bales at \$1.3/kg). The other export destinations of India were Indonesia, Oman, Italy and Japan.

Cotton Balance Sheet (India):

Cotton Balance Sheet								
In Lakh Bales(170 KGS)	2016-17	2017-18	2018-19	2019-20*	Oct-Dec	Jan-Mar	Apr-June	July-Sept
Supply								
Opening stock	36.67	48.04	25.04	24.59	24.59	60.53	114.76	122.70
Cotton production	345.00	365.00	321.05	362.80	125.89	157.14	44.84	34.93
Imports	30.94	15.00	32.00	16.71	6.50	6.00	1.22	2.99
Total supply	412.61	428.04	378.09	404.10	156.98	223.67	160.82	160.62
Demand								
Mill consumption	262.66	288.00	265.00	218.83	74.10	75.96	21.52	47.26
Consumption by SSI	26.20	27.00	27.00	21.92	7.54	7.45	2.03	4.89
Non Mill consumption	17.50	19.00	19.50	19.13	4.89	4.42	4.93	4.89
Exports	58.21	69.00	42.00	45.90	9.92	21.08	9.64	5.26
Total Demand	364.57	403.00	353.50	305.78	96.45	108.91	38.12	62.30
Ending Stock	48.04	25.04	24.59	98.32	60.53	114.76	122.70	98.32

*All figures in Lakh Bales (of 170 Kgs. Each) Source: CAI&Agriwatch *: estimated*

As per the latest estimates by Agriwatch, cotton output in the country during the season 2019-20 would be around 362.8 lakh bales (of 170 kg each) whereas 321 lakh bales was produced in 2018-19. Around 11 lakh bales of cotton is likely to be carry forwarded in the next season (included in the last quarter of the season).

Due to the good export parity in the current year, exports are likely to surge by around 9% to 46 lakh bales. The pandemic made the exports viable and cheaper in the international market.

Whereas, the imports are likely to decline to around 16.7 lakh bales from the previous estimates of 23 lakh bales in 2019-20.

Due to lower opening stock but estimation of higher production of cotton would increase the availability the new season at 404.1 lakh bales.

Total domestic mill consumption (excluding non- mill consumption) in 2019-20 is likely to decline by around 15% amid covid-19 pandemic to 240.75 lakh bales compared to 292 lakh bales during the previous season.

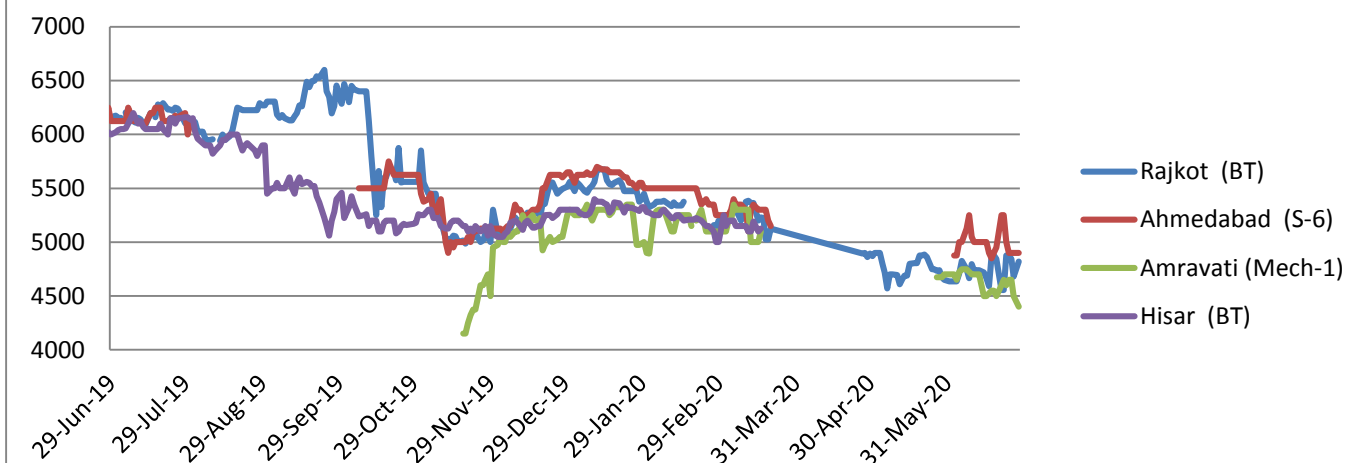
So, decline in consumption would result in higher ending stocks to around 98.32 lakh bales, it is higher much higher compared to the ending stocks of previous season due to which the prices are expected to decline in 2020-21 season.

Domestic Cotton Prices Scenario

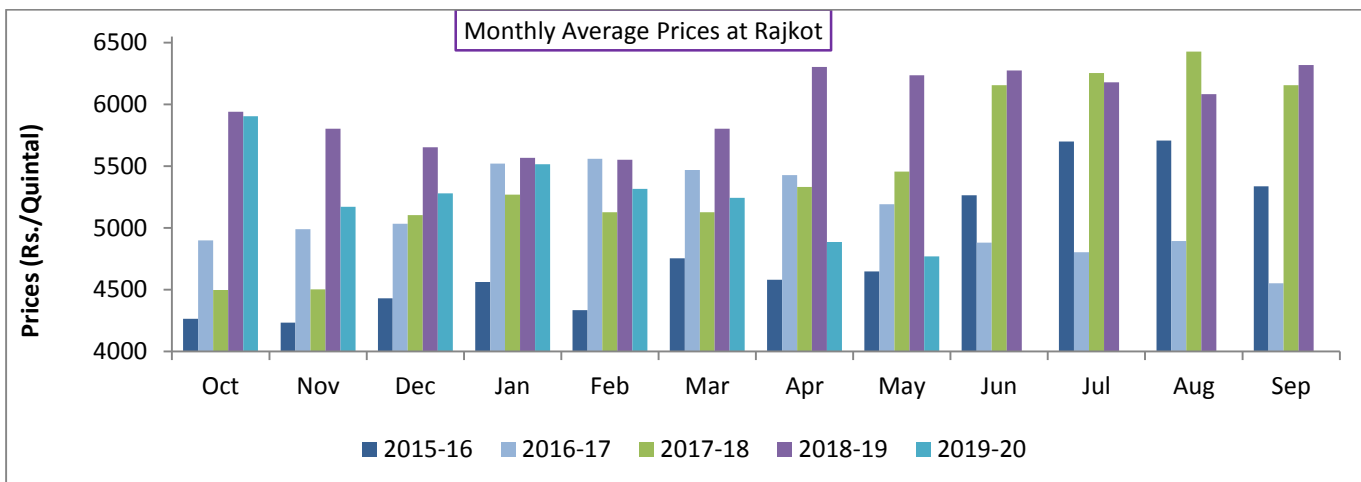
Kapas (Raw Cotton) Weekly Price Scenario

Weekly Price Review: Weekly kapas average price at Rajkot increased to Rs. 4764/q because of slight improvement in trade. The prices stood at Rs. 4720/quintal in the previous week.

Variety wise Kapas Price trend (Rs/Qtl)



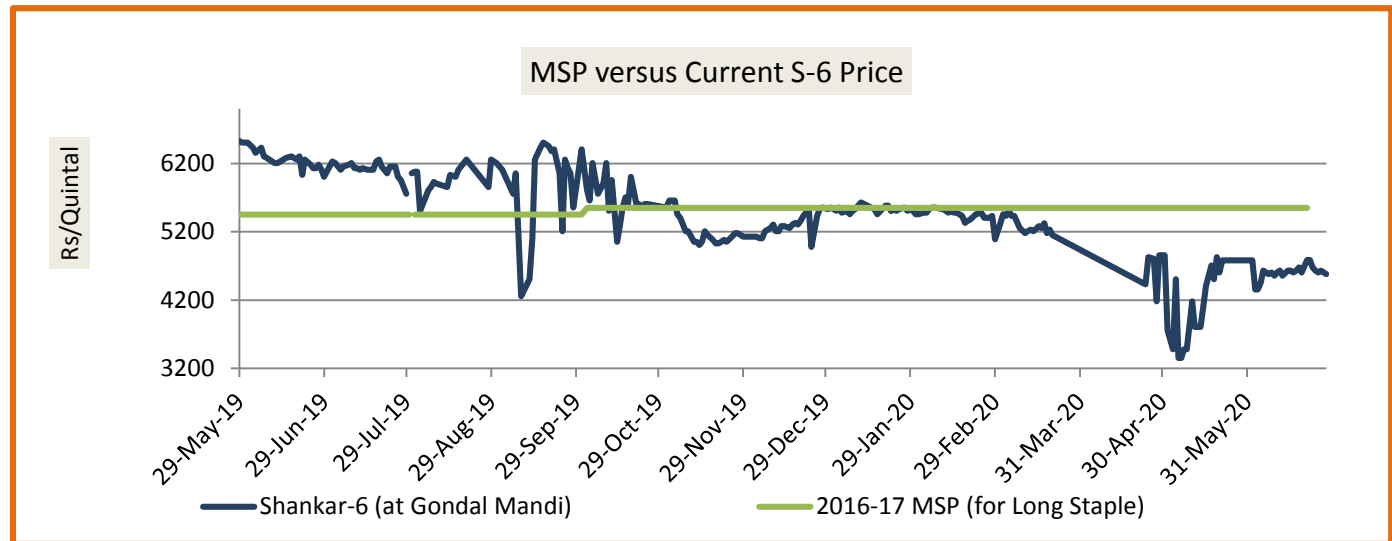
Kapas Monthly M-o-M Price Scenario



Few markets of Kapas (seed cotton) in country were opened in May month, the monthly average price was ruling lower in May at Rs. 4768/q much lower compared to the prices during the corresponding month of the previous season due to the lower demand this year. Monthly average price of Kapas at Rajkot remained Rs. 4887 per quintal during April, which was Rs 6302/quintal during the corresponding month last year in April'19. We expect Kapas prices to remain steady to low further in the coming month (June) due to the lower demand across the country as well as in international market.

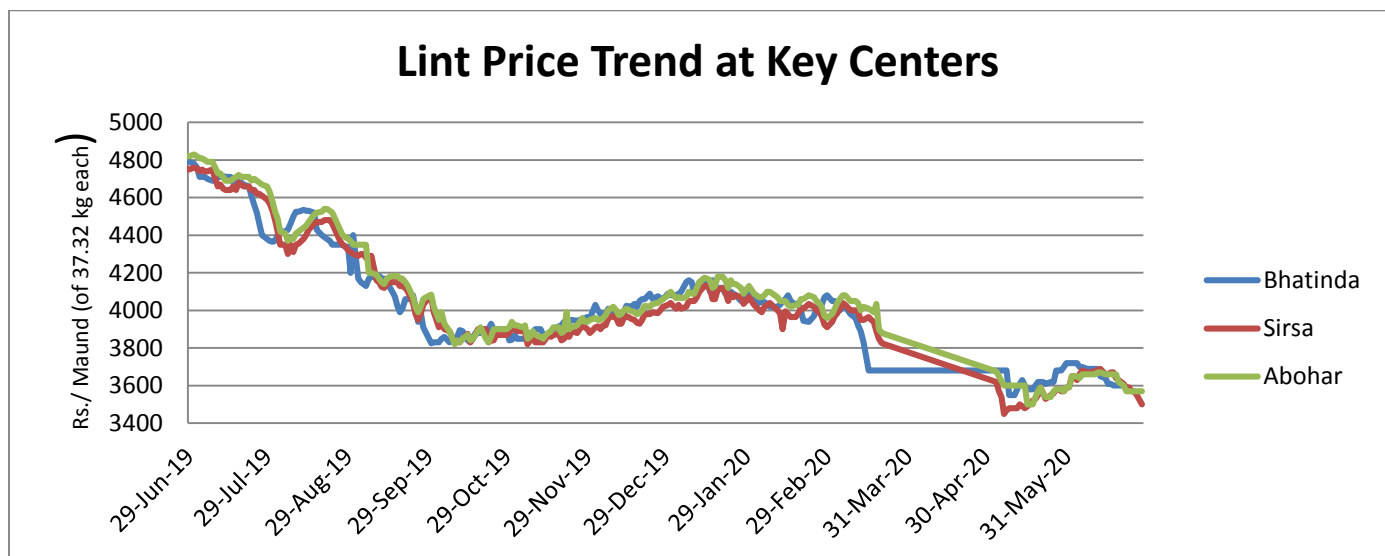
Spot Price versus MSP

The arrivals decreased during the week ending on 25th June'20 in Gondal. Kapas average price at Gondal market closed at Rs.4676/q higher than MSP and from the prior week when it stood at Rs. 4613/q. Average price in the week stood low by around Rs.855/q from MSP (Rs.5550/q). The average gap between the spot price and MSP has increased after the lockdown amid coronavirus.



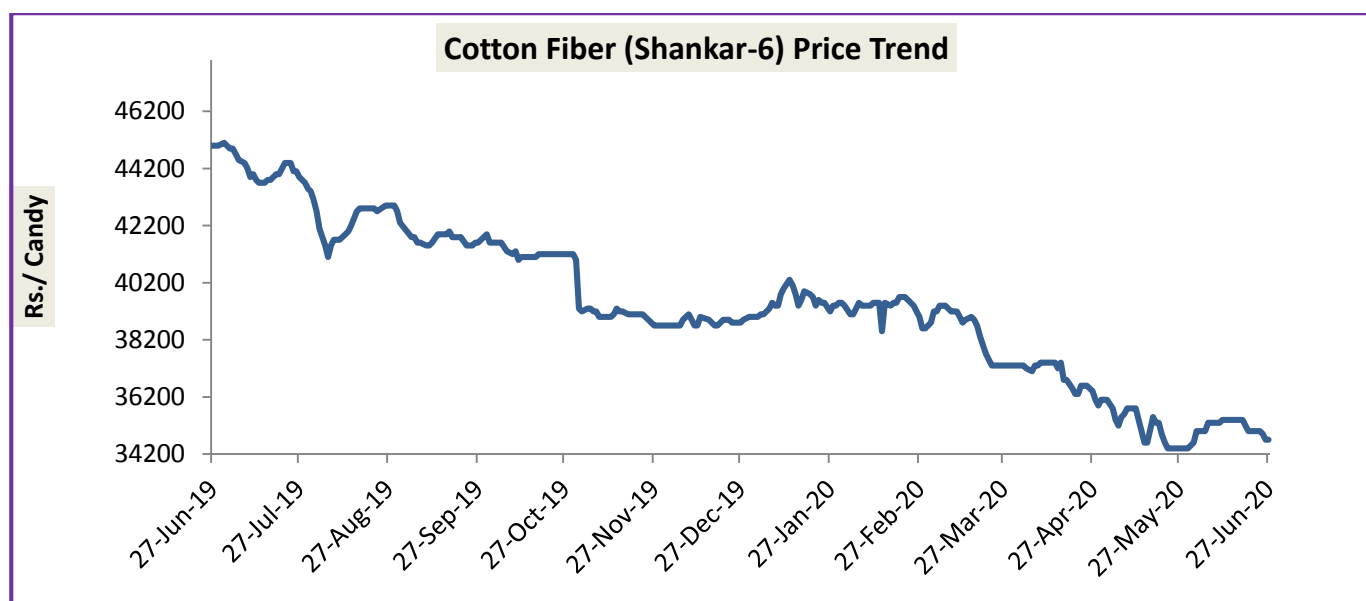
Lint price Outlook

The average price stood around Rs.3605/maund of lint in Sirsa, down by Rs. 66/q. While, there were no arrivals in the Haryana and Punjab as the season has ended and sowing started in May. Punjab covered an area of over and above 5 lakh ha so far till 26th of June. The average price in Bhatinda and Abohar in the last week decreased from the prior week that stood around Rs.3633 and Rs. 3598/maund of 37.32 kg each respectively.



Cotton Fiber price Outlook

The average cotton fiber (Shankar-6) of premium quality prices decreased to Rs. 35016/candy from around Rs. 35400/candy compared to the previous week due to the weaker demand after which CCI decreased its base prices. Also, the demand from international market seems positive as Indian cotton is now cheaper in the world market. Average price were around Rs. 45,340 per candy last year during the same time. We expect cotton fiber to remain firm in range of Rs. 34500-36500 per candy in the coming week candy.

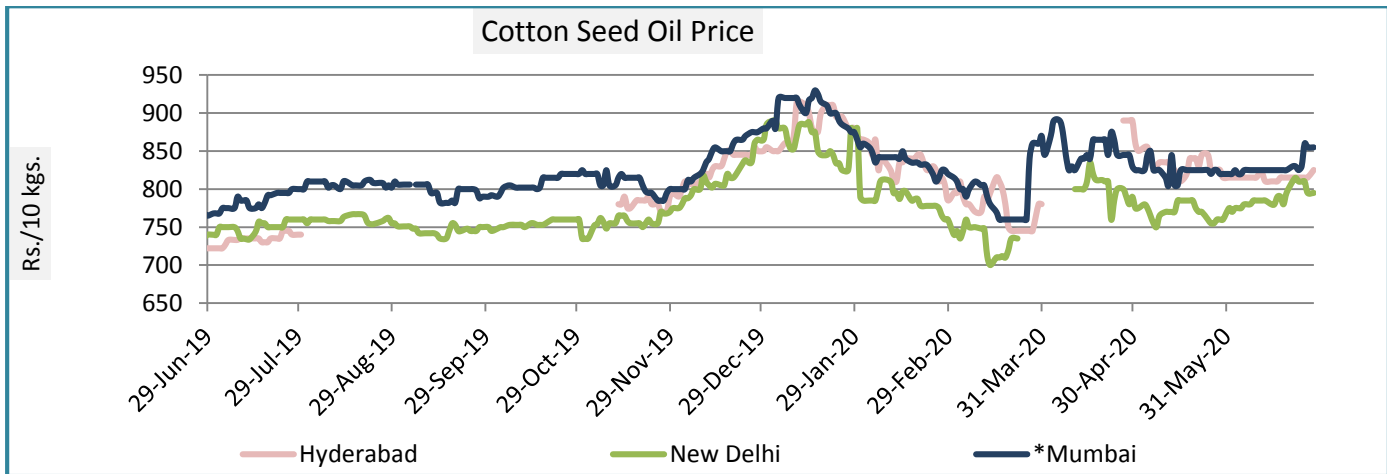


Cotton Seed Oil and Cotton Seed Oil Cake

Cotton Seed Oil weekly Price Scenario

Cotton seed oil price showed firm trend across all the centres during the week ending on 25th June'20. In 2020-2021, global cottonseed production is projected at 43.7 million tons, down 3 percent from the current year. Weekly average price in Hyderabad stood weaker at Rs. 823. In Mumbai the prices ranged around Rs. 843 and Rs.808 per 10 Kg in New Delhi.

	Weekly Average Price as on (Rs/10 kg.)		% Change
	25-Jun-20	18-Jun-20	
New Delhi	808	784	3.10
Rajkot	842	810	3.91
Hyderabad	823	815	0.92
Mumbai	843	826	2.00

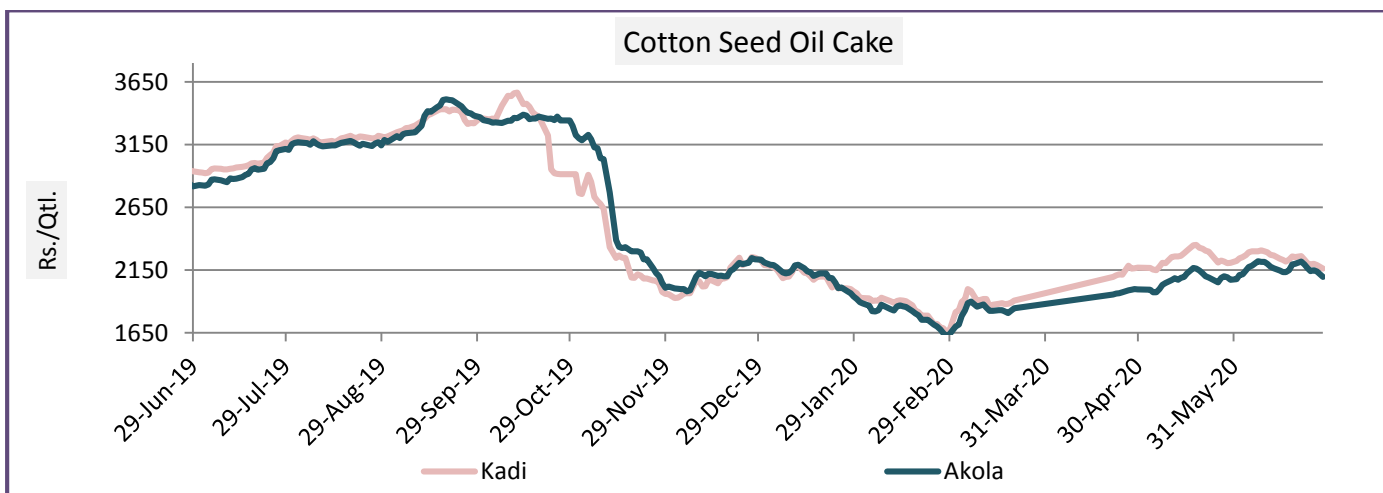


Cotton Seed Oil Cake weekly Price Scenario

The cottonseed oilcake market showed mixed trend last week. The prices in Kadi were down by 0.4% and up by 1.57% in Akola around Rs. 2185/q. CCI has slashed the prices down to promote sales and that affected the cottonseed oilcake prices. CCI has bought around 1.25 crore bales of cotton this year from the farmers and likely to continue the procurement. Farmers have increased the acreage under cotton across India and so far in 2020-21 is higher by 24 per cent at 1.7 million hectare. NCDEX Cotton seed oil cake futures ended on a weaker note on Friday at Rs.2006/q against Rs.2190 in the prior week. NCDEX Cocudakl is now getting support at 1936 and below same could see a test of 1900 levels, and first resistance is now likely to be seen at 2000.

Centers	Weekly Average Price as on (Rs/quintal.)*		% Change
	25-Jun-20	18-Jun-20	
Kadi	2235	2244	-0.40
Akola	2185	2151	1.57

*Source: NCDEX



International Market Scenario

Average International ICE cotton prices stood slightly firm at 62.12 cents/lbs during the week. Also Cotlook A index weekly average stood slightly firm at 68.15 cents/pound this week, which was at 67.42 cents/pound during last week.

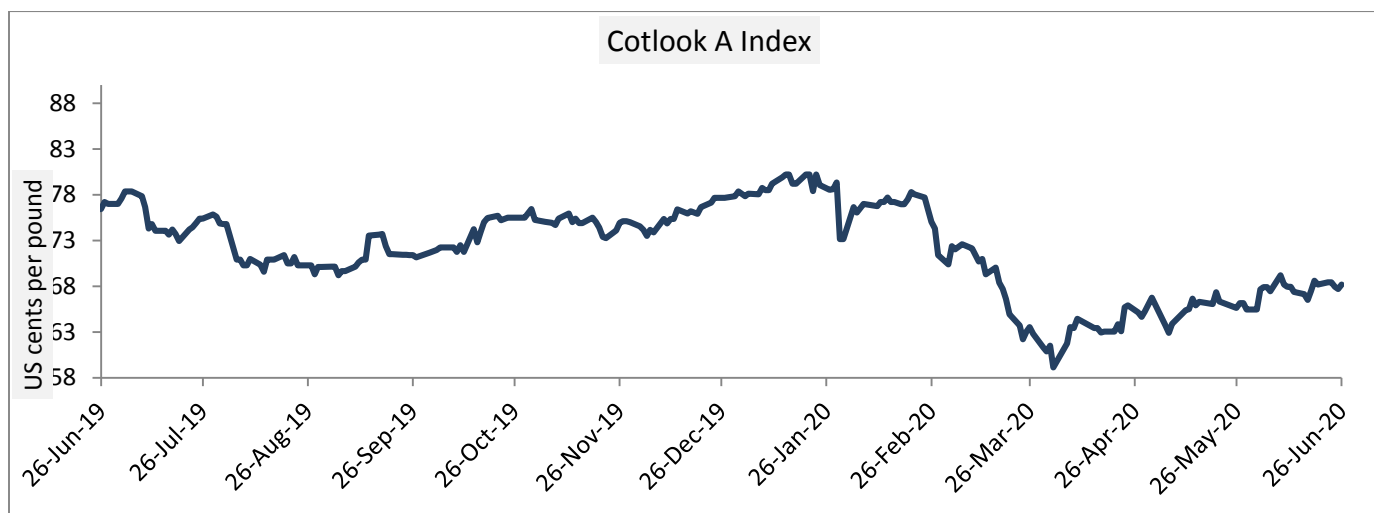
Major Market Highlights:

- **According to the US Crop Progress report, cotton was 96% planted as of June 21.** New crop cotton was 27% squared, which is 1% ahead of the 5-yr average. Cotton conditions were down 15 points in a week on the Brugler 500 index. USDA's reported weekly average spot price for base quality cotton was 56.19 cents/lb, down from the previous week's 60.77 cents/lb. USDA reported that for the same week, ending June 18, spot sales totaled 6,220 bales. That is down 2,845 weak on weak and down 14,969 bales year on year.
- **The weekly export sales reported by USDA, which showed net upland sales of 102,700 running bales (RB)** for 2019-2020 were up 5% from the previous week and 23% from the prior 4-week average. However, upland exports of 316,100 RB were down 9% from the previous week and up 10% from the prior 4-week average. Exports were primarily to China (1,30,700 RB), Vietnam (59,400 RB), Turkey (38,400 RB), Pakistan (38,200 RB), and Bangladesh (9,200 RB). China and Vietnam were lead buyers. It seems like China is fulfilling the Phase one of trade deal signed in Jaunuary'20.
- **Bangladesh complained over the poor quality of cotton being delivered from India.** The Bangladesh's cotton imports have been declined over the year. The local traders of Bangladesh have switched to suppliers from North and West African countries to reduce their dependency on India. In 2019, the Bangladeshi Association of Textile Mills (BTMA) imported 18 percent of its cotton from India. BTMA has urged India to maintain timely shipment and deliver the right amount as per agreements. Otherwise, Bangladesh likely to switch to Western and Eastern African cotton. After the clashes over Galwan valley, China is also influencing Bangladesh against India, therefore, the major importer of Indian cotton is at risk.

Cotlook A Index

Cotlook A index noticed slightly firm in last week. The Cotlook A Index was at 68.15 cents/lb higher than the previous week (67.42 cents/lb) and a slight hike compared to the previous month during the same time.

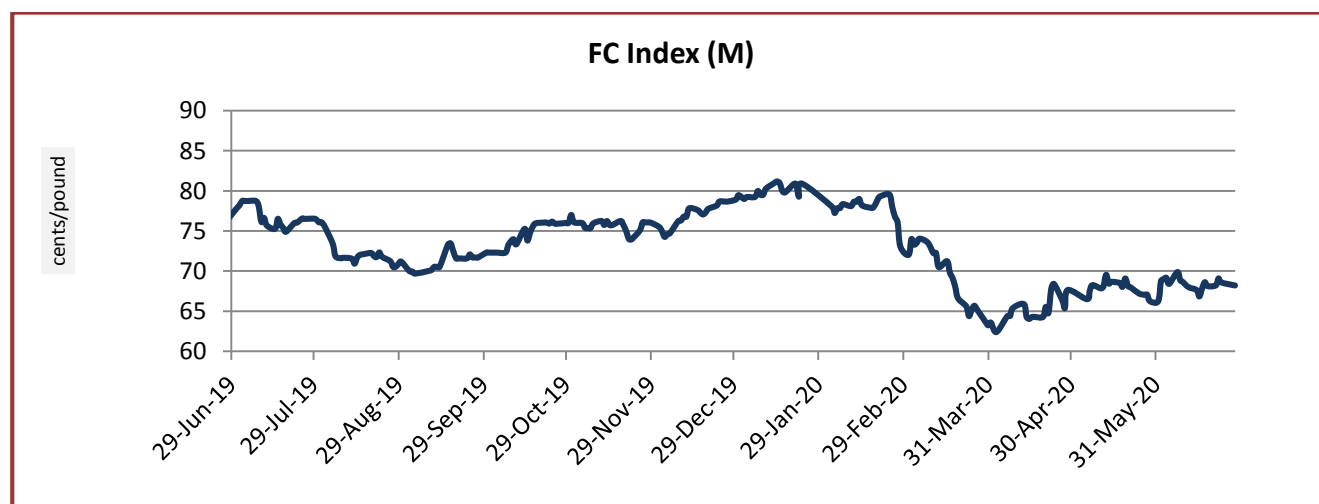
Cotlook A Index	WeeklyAverage Price change as on		% Change
	25-Jun-20	18-Jun-20	
Prices	68.15	67.42	1.08
Prices in US cents per Pound			



China Cotton Index and Foreign Cotton Index

Cotton Index	Weekly Average Price as on		% Change
	25-Jun-20	18-Jun-20	
FC (S)	72.40	71.75	0.91
FC (M)	68.46	67.80	0.97
FC (L)	67.53	66.85	1.01

Prices in US cents per Pound



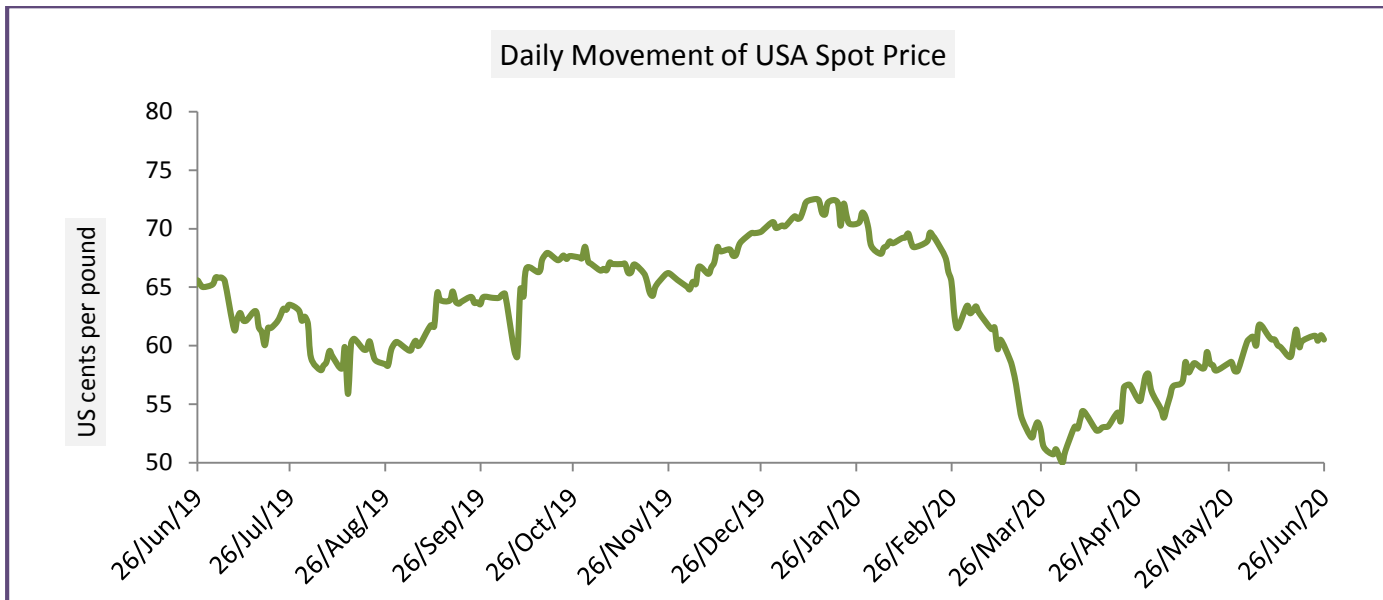
Cotton Index	Weekly Average Price as on		% Change
	25-Jun-20	18-Jun-20	
CCIndex(328)	11957.80	11989.80	-0.27
CCIndex(527)	11144.00	11162.00	-0.16
CCIndex(229)	12269.20	12283.40	-0.12
Prices in Yuan per ton			



USA Spot Prices

The price gains in the last week were due to the good export sales numbers. USDA's 2020 U.S. cotton production projection remains at 19.5 million bales in June, 2 percent (400,000 running bales) below the 2019 crop. The U.S. planting estimate of 13.7 million acres is likely to reduce to less than 13.2M acres. As mostly dry conditions are expected across cotton producing regions of the southern hemisphere in last week, and hot and mostly dry conditions across West Texas, Kansas, and Oklahoma and a late Mid-south crop aiding the crop for harvesting.

USA Spot Prices	Monthly Average Price as on		% Change
	25-Jun-20	18-Jun-20	
Prices	60.61	60.03	0.96
Prices in US cents per Pound			



Pakistan Spot Prices

The prices stood weaker compared to the previous week by more than 1.4%. The prices improved in last two days of the week. The textile mills were taking interest in the buying of new and old cotton as the mills have started getting export orders. According to the news reports locusts attacked in few areas and destroyed different crops including cotton. It is expected that, locusts may attack Pakistan in July. They can come from Afghanistan, Iran, Africa, Oman and from India. Also, the rains are expected to start from June 23rd and it will continue till July 2nd. The rains will be good for the cotton crop growth.

Karachi Spot Prices	Weekly Average Price as on		% Change
	18-Jun-20	18-Jun-20	
Prices	8195	8315	-1.44
Prices in Rs per 37.32 Kg			

Commodity: Cotton
Contract: Jul

Exchange: MCX
Expiry: Jul 30, 2020

Cotton



Technical Commentary:

- Cotton 29 mm MCX Jan contract faces resistance at 16250.
- Relative strength indicator (RSI) in the oversold region.
- The price closed below moving averages.
- Price decreased & open interested increased indicating short buildup.

We will advise traders to sell today.

Strategy: **Sell**

Intraday Supports & Resistances			S2	S1	PCP	R1	R2
Cotton	MCX	Jul	15280	15410	15690	16002	16132
			Call	Entry	T1	T2	SL
Cotton	MCX	Jul	Sell	15780	15660	15560	15852

* Do not carry-forward the position next day

Commodity: Cotton Seed oil Cake
Contract: July

Exchange: NCDEX
Expiry: July 20, 2020

Cotton



Technical Commentary:

- Overall Candlestick pattern depicts down trend.
- RSI is in the oversold region.
- Prices closed below 9 and 18 days EMAs.
- Both Price & open interest decreased indicating long liquidation.

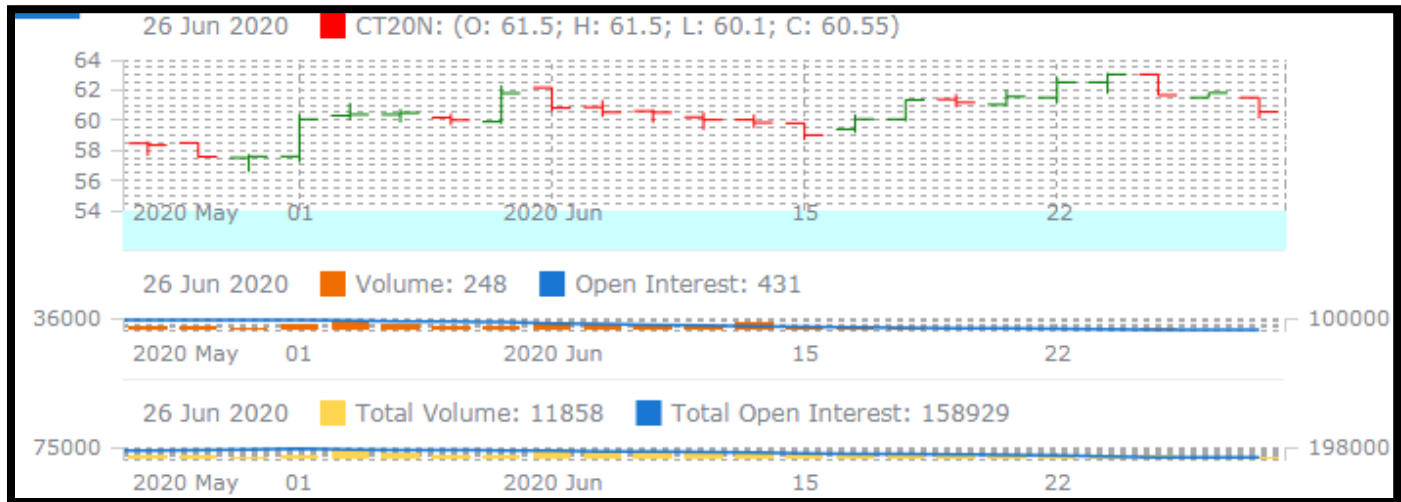
We will advise traders to sell today.

Strategy: **Sell**

Intraday Supports & Resistances			S2	S1	PCP	R1	R2
Cotton oil cake	NCDEX	Jul	1817	1867	1957	2058	2108
Intraday Trade Call			Call	Entry	T1	T2	SL
Cotton oil cake	NCDEX	Jul	Sell	1982	1947	1922	2003

* Do not carry-forward the position next day.

Technical Analysis of Cotton Future (Jul'20 Contract) at ICE



- Candlesticks denote steady to bearish movement in the market.
- Total volume decreased & Open Interest increased compared to last week.
- We expect cotton prices to remain steady in the coming week.

Expected Price Range During Coming month

Expected Trend	Expected Trading Band
Range bound to Bearish Momentum	55-66

Expected Support and Resistance

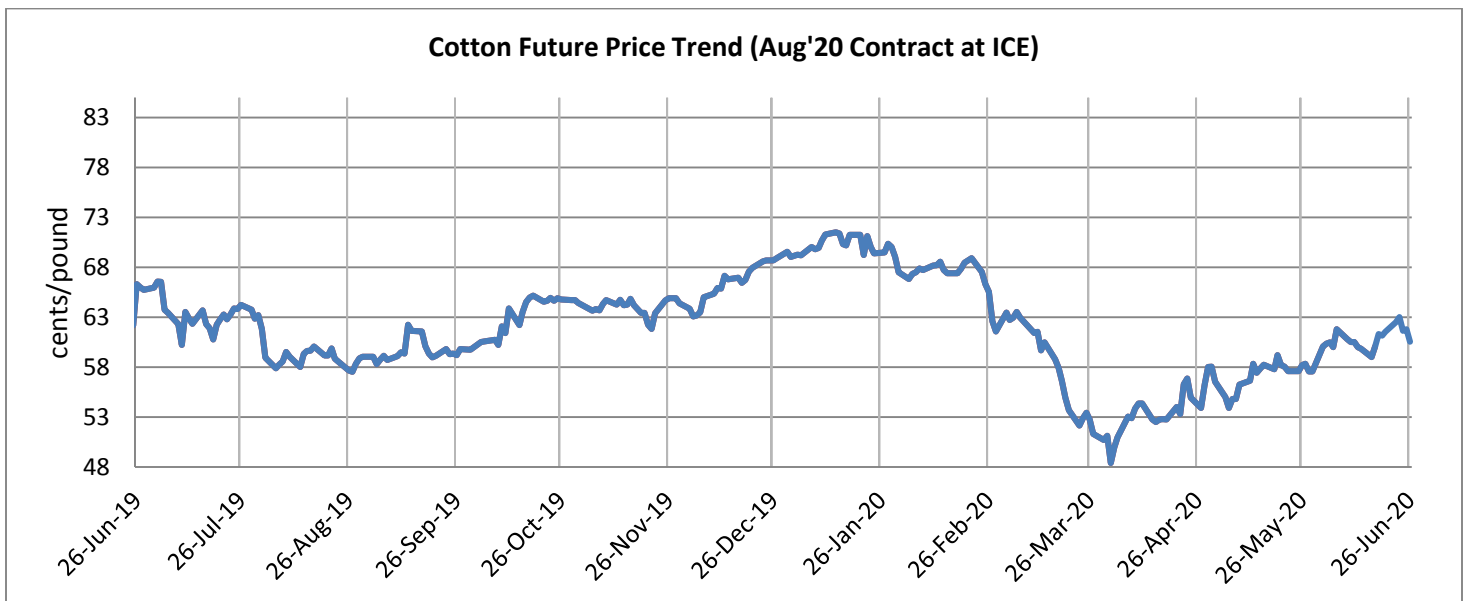
Support 1	Support 2	Resistance 1	Resistance 2
55	57	63	67

Figures in US cents/pound

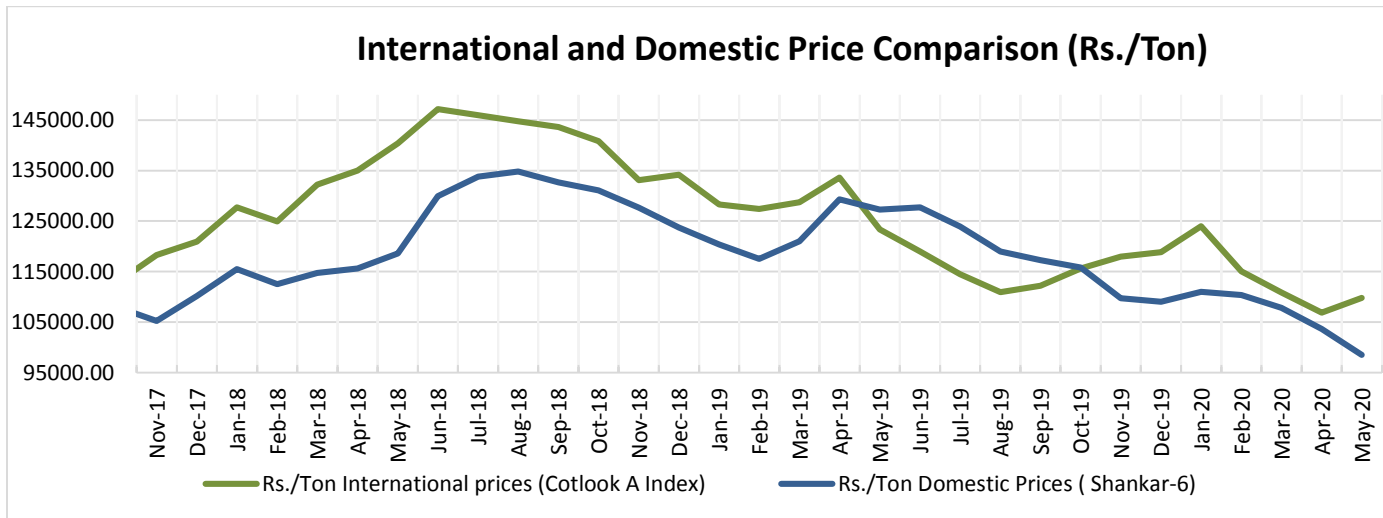
Cotton Future Prices at ICE

Cotton Prices in Future Contract on ICE						Prices in cents/Lb	
Contracts	26-Jun-20	27-May-20 (1 month ago)	27-Mar-20 (3 months ago)	30-Dec-19 (6 months ago)	26-Jun-19 (a year ago)	% Change over a month	% Change over previous year
Jul-20	60.55	58.34	51.28	71.53	63.49	3.79	-4.63
Oct-20	60.26	57.63	53.34	71.16	66.32	4.56	-9.14
Dec-20	59.50	58.03	53.49	70.77	66.39	2.53	-10.38
Mar-21	60.16	58.98	54.59	71.16	67.05	2.00	-10.28
May-21	60.61	59.84	55.61	70.75	67.84	1.29	-10.66

Future Price Trend (Active Contract):



International and Domestic Price Comparison



Cotton Prices at Key Spot Markets:

Commodity	Kapas		Weekly Average Prices (Rs./Quintal)		Change
	Centre	Variety	19th Jun'20 to 25th June'20	12th Jun'20 to 18th June'20	
Gujarat	Ahmedabad	Shankar-6	5000	4958	42
	Gondal	Shankar-6	4676	4613	63
	Rajkot	B.T. Cotton	4806	4721	85
	Patan	B.T. Cotton	NA	NA	-
	Kadi	B.T. Cotton	NA	NA	-
	Deesa	B.T. Cotton	NA	NA	-
	Dhrol	B.T. Cotton	NA	NA	-
Haryana	Bhiwani	B.T. Cotton	NA	NA	-
	Bhiwani	Desi	NA	NA	-
	Adampur	B.T. Cotton	NA	NA	-
	Fatehabad	B.T. Cotton	NA	NA	-
	Jind	B.T. Cotton	NA	NA	-
	Uchana	B.T. Cotton	NA	NA	-
	Dabwali	B.T. Cotton	NA	NA	-
Rajasthan	Hanumangarh	B.T. Cotton	NA	NA	-
	Rawatsar	B.T. Cotton	NA	NA	-
Madhya Pradesh	Khandwa	Mech-1	NA	NA	-

	Khargaon	Mech-1	NA	NA	-
Maharashtra	Amravati	Mech-1	4592	4579	13
	Jamner	Medium Staple	NA	NA	-
Uttar Pradesh	Hathras	B.T. Cotton	NA	NA	-
	Hathras	Desi	NA	NA	-
Telangana	Adilabad	Un-Ginned	NA	NA	-
Andhra Pradesh	Adoni	Medium Staple	4806	4968	-162
Karnataka	Bijapur	Bunny	4841	4984	-143
	Hubli	D.C.H.	NA	NA	-
	Hubli	B.T. Cotton	NA	NA	-
	Raichur	H-44 Cotton	5078	5108	-30
Commodity	Lint		Prices (Rs./Maund of 37.32kg each)		Change
State	Centre	Variety	19th Jun'20 to 25th June'20	12th Jun'20 to 18th June'20	
Punjab	Bhatinda	J-34	NA	NA	-
	Abohar	J-34	NA	NA	-
	Mansa	J-34	NA	NA	-
Haryana	Sirsa	J-34	3618	3673	-55
Rajasthan	Sri-Ganganagar	J-34	NA	NA	-

Cotton Arrivals in Key Centers:

Commodity	Kapas		Weekly Sum Arrivals (Quintal)		Change
State	Centre	Variety	19th Jun'20 to 25th June'20	12th Jun'20 to 18th June'20	
Gujarat	Ahmedabad	Shankar-6	117300	144500	-27200
	Gondal	Shankar-6	5290	6258	-968
	Rajkot	B.T. Cotton	8868	10650	-1782
	Patan	B.T. Cotton	NA	NA	-
	Kadi	B.T. Cotton	NA	NA	-
	Deesa	B.T. Cotton	NA	NA	-
	Dhrol	B.T. Cotton	NA	NA	-
Haryana	Bhiwani	B.T. Cotton	NA	NA	-
	Bhiwani	Desi	NA	NA	-
	Adampur	B.T. Cotton	NA	NA	-

	Fatehabad	B.T. Cotton	NA	NA	-
	Jind	B.T. Cotton	NA	NA	-
	Uchana	B.T. Cotton	NA	NA	-
	Dabwali	B.T. Cotton	NA	NA	-
Rajasthan	Hanumangarh	B.T. Cotton	NA	NA	-
	Rawatsar	B.T. Cotton	NA	NA	-
Madhya Pradesh	Khandwa	Mech-1	NA	NA	-
	Khargaon	Mech-1	NA	NA	-
Maharashtra	Amravati	Mech-1	12600	12500	100
	Jamner	Medium Staple	NA	NA	-
Uttar Pradesh	Hathras	B.T. Cotton	NA	NA	-
	Hathras	Desi	NA	NA	-
Telangana	Adilabad	Un-Ginned	NA	NA	-
Andhra Pradesh	Adoni	Medium Staple	460	460	Unch
Karnataka	Bijapur	Bunny	7004	14947	-7943
	Hubli	D.C.H.	NA	NA	-
	Hubli	B.T. Cotton	NA	NA	-
	Raichur	H-44 Cotton	3866	6532	-2666
Commodity		Lint		Weekly Sum Arrivals (Quintal)	
State	Centre	Variety	19th Jun'20 to 25th June'20	12th Jun'20 to 18th June'20	Change
Punjab	Bhatinda	J-34	NA	NA	-
	Abohar	J-34	NA	NA	-
	Mansa	J-34	NA	NA	-
Haryana	Sirsa	J-34	NA	NA	-
Rajasthan	Sri-Ganganagar	J-34	NA	NA	-

Cotton Association of India Spot Rates:

Trade Name	Staple	Micronaire	Strength/ GPT	Weekly Average Prices		+/- Change
				19th Jun'20 to 25th June'20	12th Jun'20 to 18th June'20	
Bengal Deshi (RG)/Assam Comilla (101)	Below 22mm	5.0 - 7.0	15	36683	36600	83
Bengal Deshi (SG)(201)	Below 22mm	5.0 - 7.0	15	37383	37300	83
J-34(202)	26mm	3.5 - 4.9	23	34217	34717	-500
H-4/ MECH-1(105)	28mm	3.5 - 4.9	27	33800	34150	-350
Shankar-6(105)	29mm	3.5 - 4.9	28	35017	35400	-383
Bunny/ Brahma(105)	31mm	3.5 - 4.9	30	35183	35467	-283
MCU-5/ Surabhi(106)	32mm	3.3 - 4.9	31	34983	35150	-167
DCH-32(107)	34mm	3.0 - 3.8	33	35583	35633	-50

Week on Week Price: Scenario of Cotton:

Commodity	Kapas		Today	Week Ago	Month Ago	Year Ago
State	Centre	Variety	29-Jun-20	22-Jun-20	29-May-20	29-Jun-19
Gujarat	Ahmedabad	Shankar-6	4900	5250	Closed	6125
	Gondal	Shankar-6	4580	4785	NA	5500
	Rajkot	B.T. Cotton	4820	4555	4675	5530
	Patan	B.T. Cotton	NA	0	0	5515
	Kadi	B.T. Cotton	NA	0	0	5550
	Deesa	B.T. Cotton	NA	0	0	NA
	Dhrol	B.T. Cotton	NA	0	0	NR
Haryana	Bhiwani	B.T. Cotton	NA	0	0	5600
	Bhiwani	Desi	NA	0	0	NA
	Adampur	B.T. Cotton	NA	0	0	5350
	Fatehabad	B.T. Cotton	NA	0	5405	5350
	Jind	B.T. Cotton	NA	0	0	5700
	Uchana	B.T. Cotton	NA	0	0	5385
	Dabwali	B.T. Cotton	NA	0	5405	NR
Rajasthan	Hanumangarh	B.T. Cotton	NA	0	0	Closed
	Rawatsar	B.T. Cotton	NA	0	0	Closed

Madhya Pradesh	Khandwa	Mech-1	NA	0	0	5491
	Khargaon	Mech-1	NA	0	0	5427
Maharashtra	Amravati	Mech-1	4400	4600	4675	5300
	Jamner	Medium Staple	NA	0	0	NA
Uttar Pradesh	Hathras	B.T. Cotton	NA	0	0	NA
	Hathras	Desi	NA	0	0	NA
Telangana	Adilabad	Un-Ginned	NA	0	0	5400
Andhra Pradesh	Adoni	Medium Staple	4809	5075	4755	6326
Karnataka	Bijapur	Bunny	NR	4830	4756	5929
	Hubli	D.C.H.	NA	0	4200	NA
	Hubli	B.T. Cotton	NA	0	0	NA
	Raichur	H-44 Cotton	NR	5090	5030	5470
Commodity	Lint		Today	Week Ago	Month Ago	Year Ago
State	Centre	Variety	29-Jun-20	22-Jun-20	29-May-20	29-Jun-19
Punjab	Bhatinda	J-34	NA	0	0	4800
	Abohar	J-34	NA	0	0	4820
	Mansa	J-34	NA	0	0	4800
Haryana	Sirsa	J-34	3500	3630	3570	4750
Rajasthan	Sri-Ganganagar	J-34	NA	0	0	0

Cotton Arrivals in Key Centers:

Commodity	Kapas		Arrivals (Quintal)	Arrivals (Quintal)	Arrivals (Quintal)	Arrivals (Quintal)
State	Centre	Variety	29-Jun-20	22-Jun-20	29-May-20	29-Jun-19
Gujarat	Ahmedabad	Shankar-6	23800	23800	Closed	1020
	Gondal	Shankar-6	906	2200	NA	32
	Rajkot	B.T. Cotton	2200	918	2650	460
	Patan	B.T. Cotton	NA	0	0	0
	Kadi	B.T. Cotton	NA	0	0	0
	Deesa	B.T. Cotton	NA	0	0	0
	Dhrol	B.T. Cotton	NA	0	0	0
Haryana	Bhiwani	B.T. Cotton	NA	0	0	0
	Bhiwani	Desi	NA	0	0	0
	Adampur	B.T. Cotton	NA	0	0	85
	Fatehabad	B.T. Cotton	NA	0	0	0
	Jind	B.T. Cotton	NA	0	0	0

	Uchana	B.T. Cotton	NA	0	0	0
	Dabwali	B.T. Cotton	NA	0	1200	0
Rajasthan	Hanumangarh	B.T. Cotton	NA	0	0	0
	Rawatsar	B.T. Cotton	NA	0	0	0
Madhya Pradesh	Khandwa	Mech-1	NA	0	0	0
	Khargaon	Mech-1	NA	0	0	0
Maharashtra	Amravati	Mech-1	1500	1800	600	0
	Jamner	Medium Staple	NA	0	0	0
Uttar Pradesh	Hathras	B.T. Cotton	NA	0	0	0
	Hathras	Desi	NA	0	0	0
Telangana	Adilabad	Un-Ginned	NA	0	0	0
Andhra Pradesh	Adoni	Medium Staple	NA	0	0	218
Karnataka	Bijapur	Bunny	NR	1444	771	325
	Hubli	D.C.H.	NA	0	180	0
	Hubli	B.T. Cotton	NA	0	0	0
	Raichur	H-44 Cotton	NR	390	712	37
Commodity	Lint		Arrivals (Quintal)	Arrivals (Quintal)	Arrivals (Quintal)	Arrivals (Quintal)
State	Centre	Variety	29-Jun-20	22-Jun-20	29-May-20	29-Jun-19
Punjab	Bhatinda	J-34	NA	0	0	0
	Abohar	J-34	NA	0	0	0
	Mansa	J-34	NA	0	0	0
	Sirsa	J-34	NA	0	1020	0
	Sri-Ganganagar	J-34	NA	0	0	0

Disclaimer

The information and opinions contained in the document have been compiled from sources believed to be reliable. The company does not warrant its accuracy, completeness and correctness. Use of data and information contained in this report is at your own risk. This document is not, and should not be construed as, an offer to sell or solicitation to buy any commodities. This document may not be reproduced, distributed or published, in whole or in part, by any recipient hereof for any purpose without prior permission from the Company. IASL and its affiliates and/or their officers, directors and employees may have positions in any commodities mentioned in this document (or in any related investment) and may from time to time add to or dispose of any such commodities (or investment). Please see the detailed disclaimer at <http://www.agriwatch.com/Disclaimer.asp> © 2020 Indian Agribusiness Systems Ltd.