

COTTON WEEKLY RESEARCH REPORT
13th Jul 2020**Domestic market summary**

Domestic market Scenario: The cotton market showed mixed trend. CCI have procured around 120 lakh bales of cotton which is around 35% of the total arrivals so far. Still some quantity of kapas is left with farmers and is likely to be procured in the coming days. The procurement process got slowed down due to the arrival of monsoon. Some improvement was noticed in the CCI's cotton sales as some quantity was sold in North India. The Indian cotton sowing progress showed 35% higher acreage so far till 10th July'20. The India cotton exchange recent month's prices stood around Rs 33,756 per candy. Gujarat Shankar-6 variety cotton spot prices in Cotton Association of India stood around Rs.34,683/ candy during the week.

Weekly Price Outlook : The average price of Kapas is likely to remain between Rs. 4700-5000/q in Rajkot while the prices in Andhra Pradesh likely to hover around Rs.4100-4550/q.

Major Market Highlights:

- The CCI cotton sales was sluggish due to the weaker demand. The cotton sowing this year is ahead of the last year's pace by around 78%.
- Cotlook index remained firm (70.15 cents/lbs) higher compared to the ICE cotton future stood slightly higher (63.40 cents/lbs).
- All India arrivals have reached between 45,000 to 50,000 bales per day.
- Indian Rupee remained weaker between 74.63 and 75.02 during this week.

Market Highlights:

- **According to the sources, around 104.82 lakh ha area has been sown under cotton till 10th July'20** for 2020-21 marketing year, up by around 35% during the same period of time last year. The cotton sowing in the northern part of India has been almost completed (covering 18.89 lakh ha). In Gujarat and Maharashtra, with the arrival of good rainfall the acreage increased to 18.25 lakh ha and 33.09 lakh ha. The sowing under cotton in Telangana and AP reached around 18.22 lakh ha and 1.90 lakh ha, respectively.
- **The cotton demand from the spinning mills has been hit due to Covid-19 lockdown.** Although the mills have started functioning, there would be gradual improvement in the demand in the coming months. CCI has offered bulk discounts to encourage cotton sales during June month and also reduced the base prices. CCI is offering around 8 lakh bales (2019-20 crop) cotton per day for sale. So far, about 60,000 bales have been sold under the bulk discount scheme. According to the market sources, the ginneries are having enough stock with them, therefore, the sale is slow and the ginneries are not participating the CCI auctions.

- The areas such as Fazilka, Muktsar, and Bhatinda, the main cotton growing belts in Punjab, that share a boundary with Rajasthan, therefore, they were vulnerable to locusts attack. According to the government sources, the locusts did not enter these areas and thus no loss was reported. However,, the abrupt invasion of locusts was witnessed two times in last two months in Ganganagar district of Rajasthan. The attack in May affected the crop as the sowing was in progress in some areas while the crop was in vegetative phase in other areas. Therefore, farmers had re-sown the crop in around 500-600 ha in the district. Thus, no major loss was reported in both the states.

Cotton Balance Sheet (India):

Cotton Balance Sheet								
In Lakh Bales(170 KGS)	2016-17	2017-18	2018-19	2019-20*	Oct-Dec	Jan-Mar	Apr-June	July-Sept
Supply								
Opening stock	36.67	48.04	25.04	24.59	24.59	60.53	114.76	122.70
Cotton production	345.00	365.00	321.05	362.80	125.89	157.14	44.84	34.93
Imports	30.94	15.00	32.00	16.71	6.50	6.00	1.22	2.99
Total supply	412.61	428.04	378.09	404.10	156.98	223.67	160.82	160.62
Demand								
Mill consumption	262.66	288.00	265.00	218.83	74.10	75.96	21.52	47.26
Consumption by SSI	26.20	27.00	27.00	21.92	7.54	7.45	2.03	4.89
Non Mill consumption	17.50	19.00	19.50	19.13	4.89	4.42	4.93	4.89
Exports	58.21	69.00	42.00	45.90	9.92	21.08	9.64	5.26
Total Demand	364.57	403.00	353.50	305.78	96.45	108.91	38.12	62.30
Ending Stock	48.04	25.04	24.59	98.32	60.53	114.76	122.70	98.32

*All figures in Lakh Bales (of 170 Kgs. Each) Source: CAI&Agriwatch *: estimated*

As per the latest estimates by Agriwatch, cotton output in the country during the season 2019-20 would be around 362.8 lakh bales (of 170 kg each) whereas 321 lakh bales was produced in 2018-19. Around 11 lakh bales of cotton is likely to be carry forwarded in the next season (included in the last quarter of the season).

Due to the good export parity in the current year, exports are likely to surge by around 9% to 46 lakh bales. The pandemic made the exports viable and cheaper in the international market.

Whereas, the imports are likely to decline to around 16.7 lakh bales from the previous estimates of 23 lakh bales in 2019-20.

Due to lower opening stock but estimation of higher production of cotton would increase the availability the new season at 404.1 lakh bales.

Mill consumption collapsed significantly in the Apr-June quarter of 2020 due to the COVID 19 lockdowns.

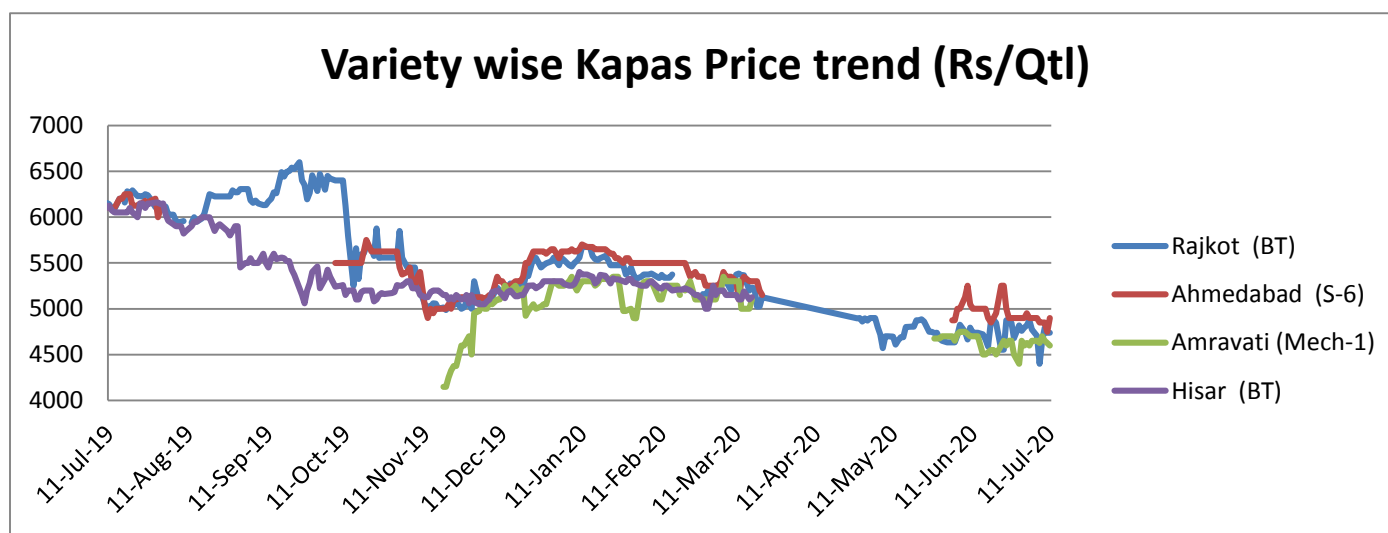
Total domestic mill consumption (excluding non- mill consumption) in 2019-20 is likely to decline by around 15% to 240.75 lakh bales compared to 292 lakh bales during the previous season.

So, the decline in consumption would result in higher ending stocks to around 98.32 lakh bales, it is higher much higher compared to the ending stocks of previous season due to which the prices are expected to decline in 2020-21 season.

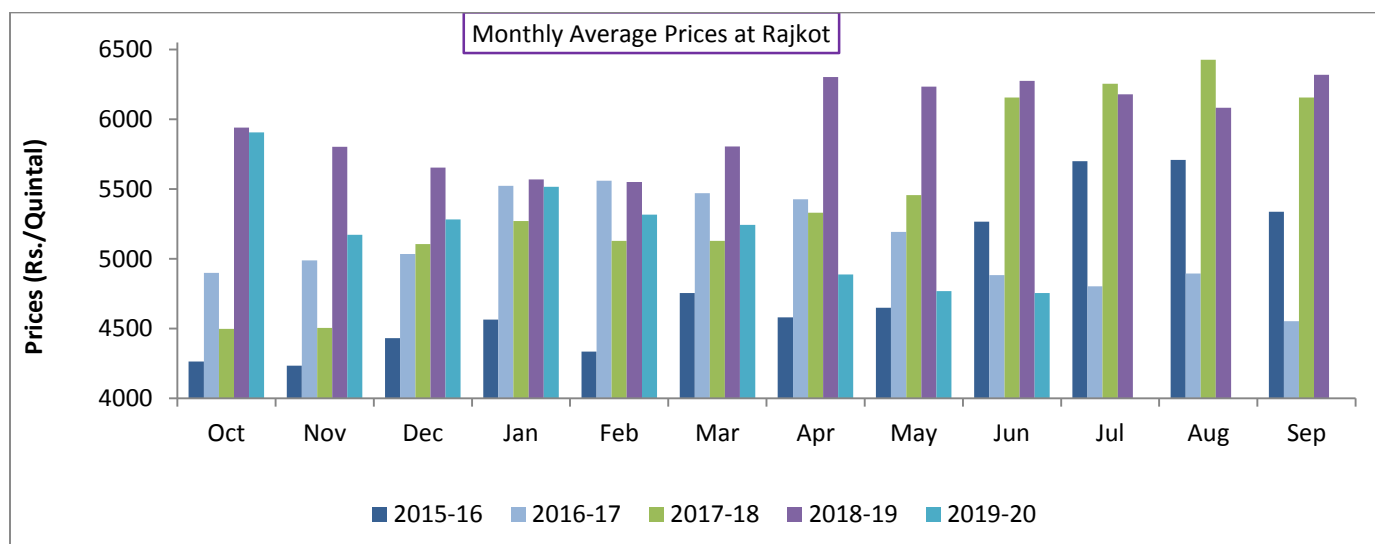
Domestic Cotton Prices Scenario

Kapas (Raw Cotton) Weekly Price Scenario

Weekly Price Review: Weekly kapas average price at Rajkot decreased to Rs. 4699/q because of lower demand. The prices stood at Rs. 4787/quintal in the previous week.



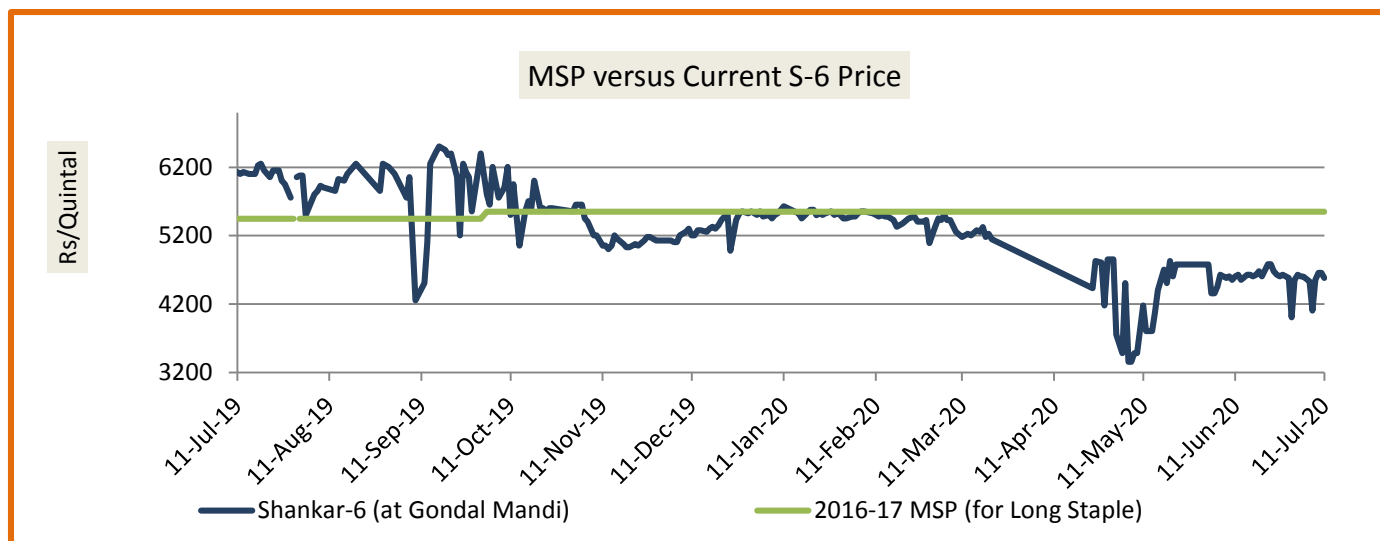
Kapas Monthly M-o-M Price Scenario



The arrivals in the month of June declined. The monthly average price was ruling steady to low in June at Rs. 4754/q compared to the prices during the corresponding month of the previous season due to the lower demand this year. Monthly average price of Kapas at Rajkot remained Rs. 4769 per quintal during May, which was Rs. 6275/quintal during the corresponding month last year in Jun'19. We expect Kapas prices to remain steady to low further in July due to the lower demand across the country as well as because of increase in sowing area.

Spot Price versus MSP

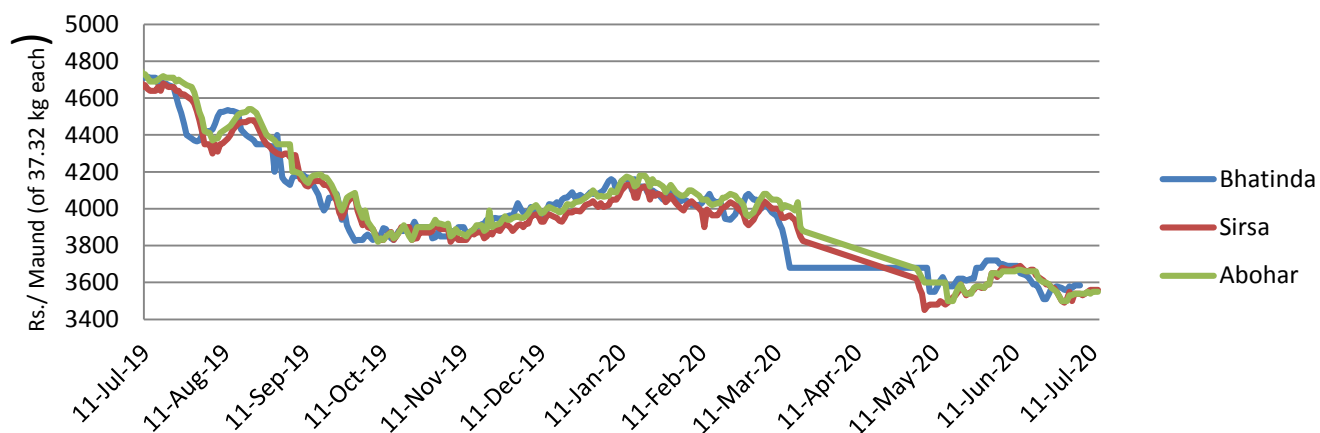
The arrivals decreased during the week ending on 9th July'20 in Gondal. Kapas average price at Gondal market was closed at Rs.4508/q lower than MSP and higher from the prices that were in the prior week that stood at Rs. 4500/q. Average price in the week stood low by around Rs.1042/q from MSP (Rs.5550/q). The average gap between the spot price and MSP has increased after the lockdown amid coronavirus.



Lint price Outlook

The average price stood around Rs.3533/maund of lint in Sirsa, up by Rs. 23/q. While, there were no arrivals in the Haryana and Punjab as the season has ended and sowing started in May. Punjab covered an area of over and above 5 lakh ha. The average price in Bhatinda and Abohar in the last week increased from the prior week that stood around Rs.3548 and Rs. 3540/maund of 37.32 kg each respectively.

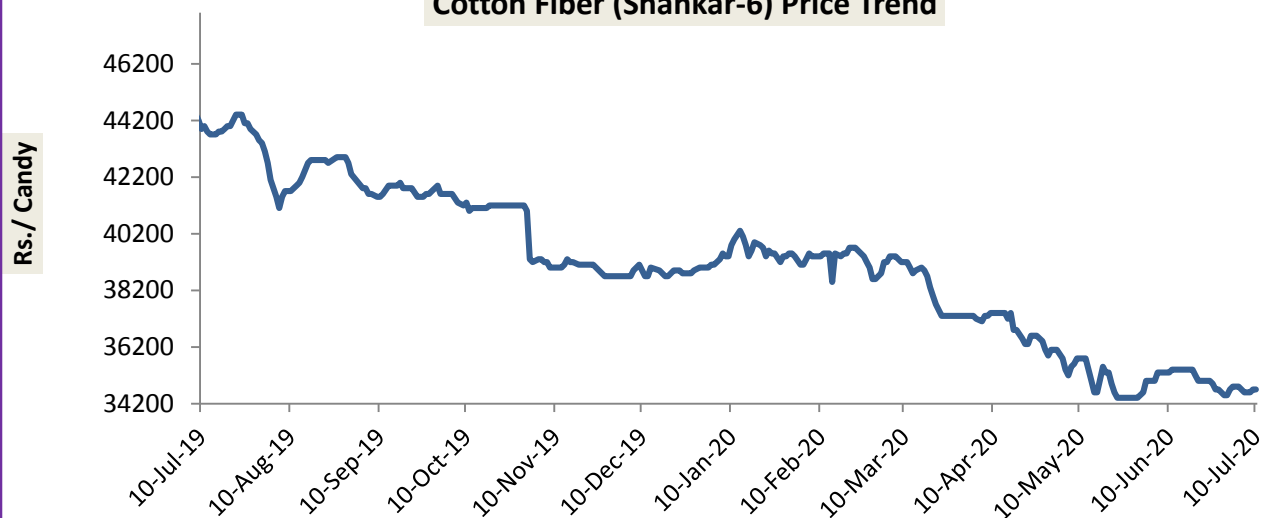
Lint Price Trend at Key Centers



Cotton Fiber price Outlook

The average cotton fiber (Shankar-6) of premium quality prices was slightly firm at Rs. 34683/candy from around Rs. 34650/ candy compared to the previous week. As some quantity of cotton bales were sold by CCI in North India. Also, still the Indian cotton is cheaper in the world market but exports were slowed down during the last week. Average price were around Rs. 44,600 per candy last year during the same time. We expect cotton fiber to remain firm in range of Rs. 33000-35500 per candy in the coming week.

Cotton Fiber (Shankar-6) Price Trend

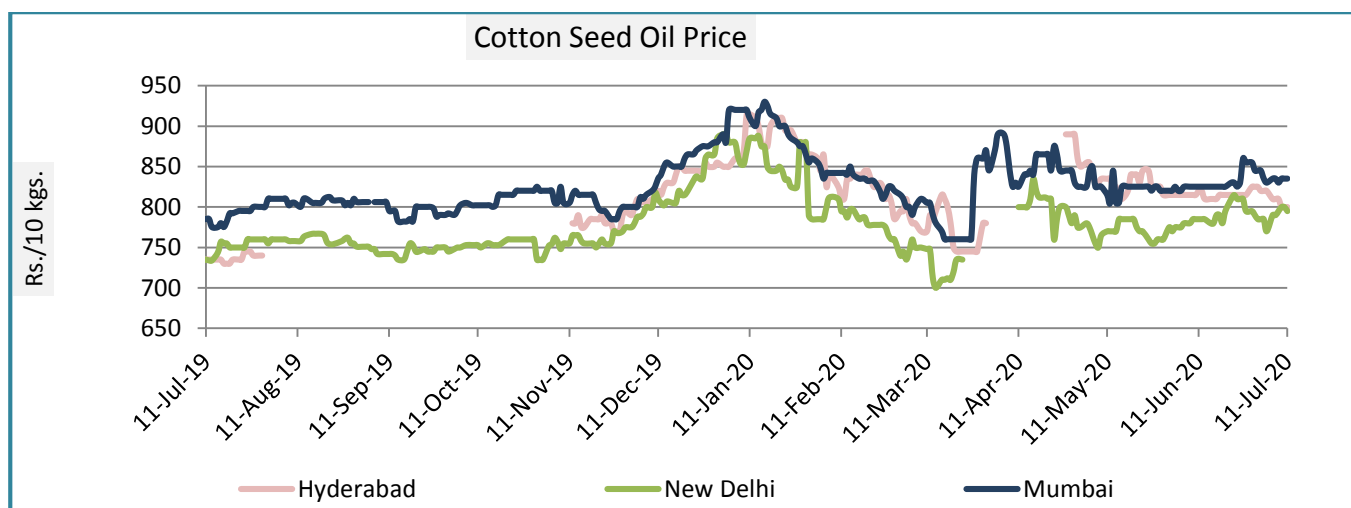


Cotton Seed Oil and Cotton Seed Oil Cake

Cotton Seed Oil weekly Price Scenario

Cotton seed oil price showed mixed trend across all the centres during the week ending on 9th July'20. Weekly average price in Hyderabad stood weaker at Rs. 795. In Mumbai the prices ranged around Rs. 834 and Rs.791 per 10 Kg in New Delhi.

	Weekly Average Price as on (Rs/10 kg.)		% Change
	09-Jul-20	02-Jul-20	
New Delhi	791	789	0.21
Rajkot	818	819	-0.10
Hyderabad	795	805	-1.24
Mumbai	834	839	-0.60

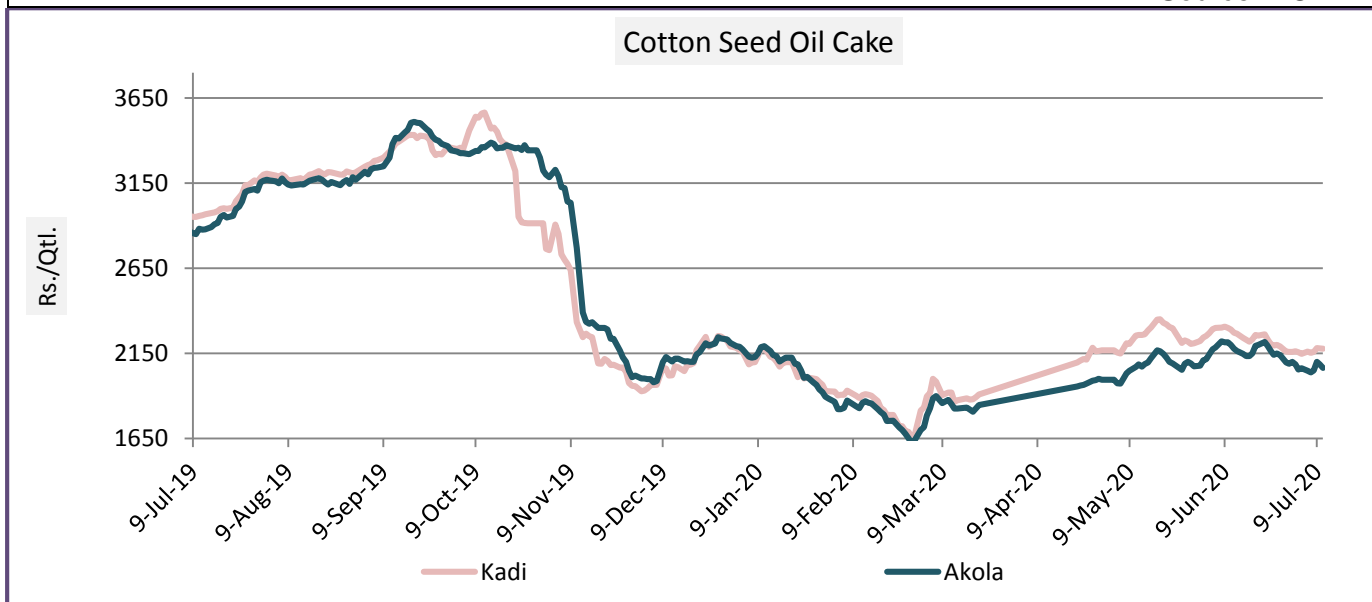


Cotton Seed Oil Cake weekly Price Scenario

The cottonseed oilcake prices were slightly weaker during last week. The prices in Kadi were down by 0.5% and down by 2.4% in Akola around Rs. 2160/q and Rs. 2059/q, respectively. The record procurement of around 120 lakh bales of cotton this year pushed the prices down. Also, some quantity is left with farmers and due to the onset of monsoon, the purchasing operations is affected. NCDEX Cotton seed oil cake futures ended on a firm note on Friday at Rs.1951/q against Rs.1897 in the prior week. NCDEX Cocudakl is now getting support at 1932 and below same could see a test of 1885 levels, and first resistance is now likely to be seen at 2044.

Centers	Weekly Average Price as on (Rs/quintal.)*		% Change
	09-Jul-20	02-Jul-20	
Kadi	2160	2172	-0.54
Akola	2059	2110	-2.42

*Source: NCDEX



International Market Scenario

Average International ICE cotton prices stood firm at 63.47 cents/lbs during the week. Also Cotlook A index weekly average stood slightly firm at 70.09 cents/pound this week, which was at 68.68 cents/pound during last week.

Major Market Highlights:

- **According to the latest WASDE report released by USDA, the U.S. 2020-21 production forecast was revised,** which fell 2.0 million bales to 17.5 million bales. Also, the U.S. export forecast for 2020-21 was lowered to 15.0 million bales, down one million bales from June. 2019-20 exports were increased 2 lakh bales, so 2020-21 beginning stocks declined to 7.1 million bales. In total, the USDA reduced expected ending stocks for 2020-21 by 1.2 million bales to 6.8 million.
- **China is likely to be the world's largest cotton lint importer in 2019-20.** Although there is a decline of 12% in cotton imports compared to the previous season but it is estimated that China would import around 10.5 million bales, according to ICAC. US cotton exports to China decreased from 31 lakh bales in 2018 to 21 lakh bales in 2019, down by 32%. Due to the trade tensions between US and China, market share in China shifted over this period

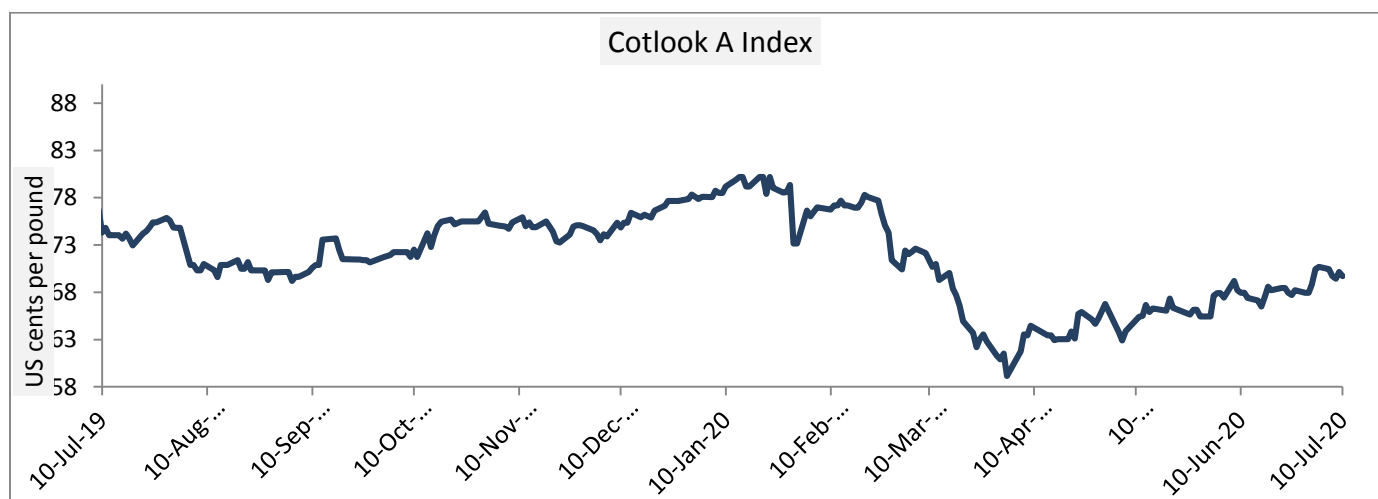
from Brazil. Through April'20, Brazil has exported an estimated 31 lakh bales to China, a 30 per cent increase from the previous period.

- Brazil's CONAB expected crop might be up to 13.5 million bales in 2020-21 but in the recent estimates it is reduced to 13.26 million bales.** Cotton consumption was reduced by 10,000 tons to 2.94 million bales, Ending stocks were raised to 9.09 million bales, up sharply from last season. CONAB reported Brazilian cotton harvest at 9% complete. The 1.67 million ha area, 3.1% higher and yields are also higher year on year. The country's new crop has started to arrive in the market since 2nd week of June. May export shipments reached 3 lakh bales, with Turkey the largest destination at 78,000 bales followed by Vietnam at 71,000 bales. Brazilian cotton has become very popular in both countries due to the cheaper rates.

Cotlook A Index

Cotlook A index noticed slightly firm in last week. The Cotlook A Index was at 70.09 cents/lb higher than the previous week (68.68 cents/lb) and a hike of 2% is witnessed compared to the previous month.

Cotlook A Index	Weekly Average Price change as on		% Change
	02-Jul-20	02-Jul-20	
Prices	70.09	68.68	2.05
Prices in US cents per Pound			

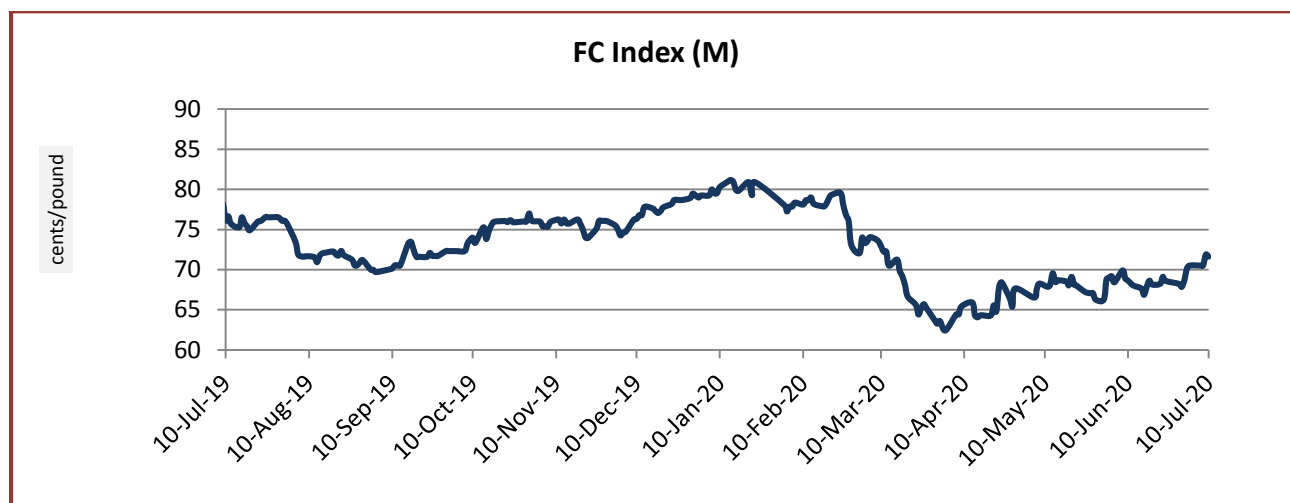


Source: Cotlook

China Cotton Index and Foreign Cotton Index

Cotton Index	Weekly Average Price as on		% Change
	09-Jul-20	02-Jul-20	
FC (S)	74.46	73.22	1.70
FC (M)	70.78	69.53	1.79
FC (L)	69.67	68.45	1.79
Prices in US cents per Pound			

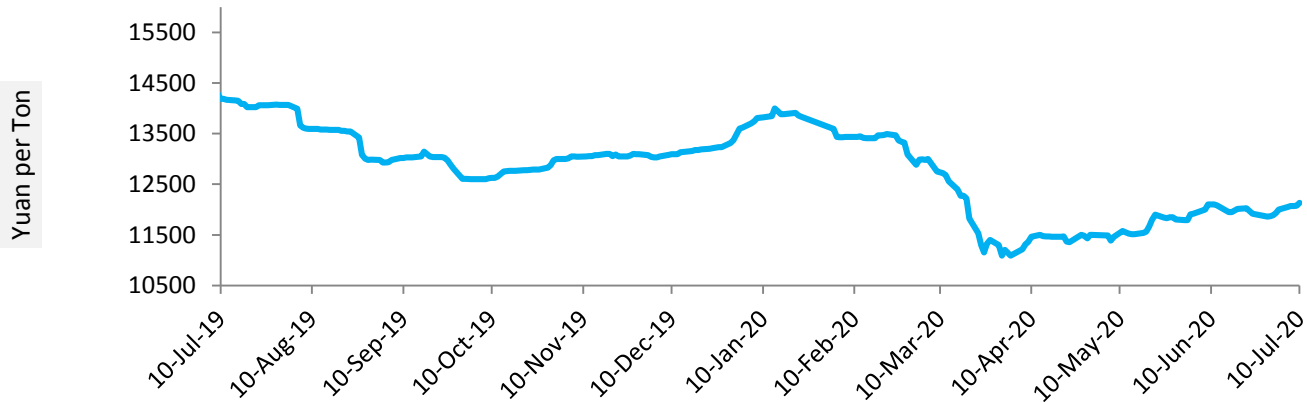
Source: China Cotton Association



Cotton Index	Weekly Average Price as on		% Change
	09-Jul-20	02-Jul-20	
CCIndex(328)	12055.60	11948.60	0.90
CCIndex(527)	11228.00	11141.80	0.77
CCIndex(229)	12397.60	12285.00	0.92
Prices in Yuan per ton			

Source: China Cotton Association

China Cotton Index(328)

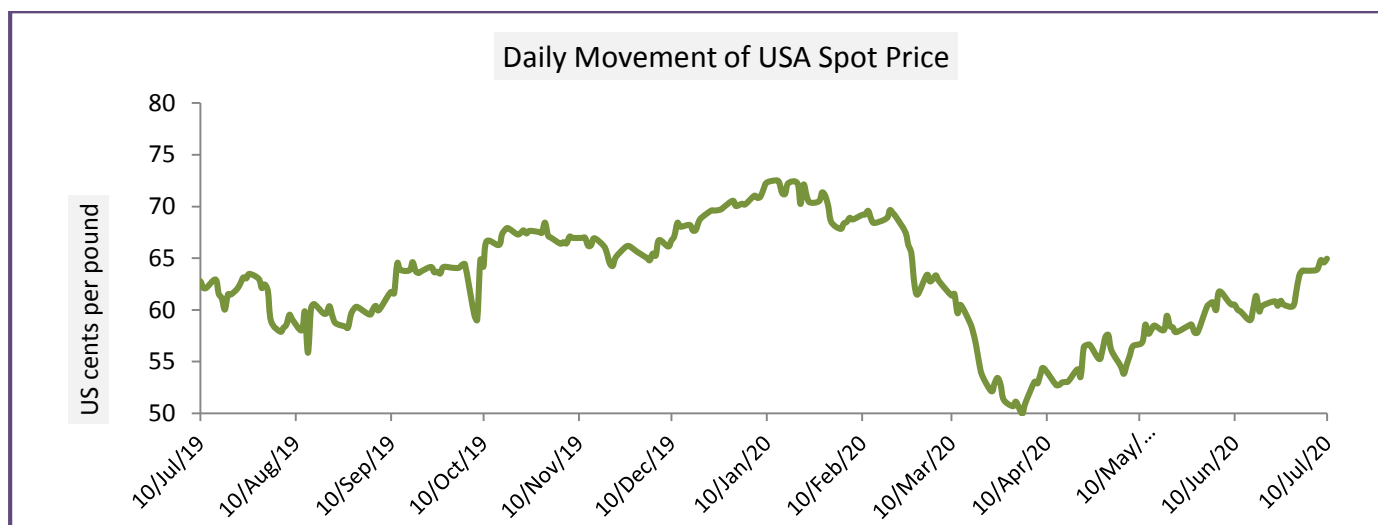


USA Spot Prices

The prices were firm due to WASDE report that lowered world production by 2.49 million bales mainly as expected in U.S. by 2 million bales. Subsequently world ending stock was reduced by 1.90 million bales. There was disappointment in the cotton sales last week. Just 43,800 bales of upland cotton were sold, down 35 percent from the previous week. Increases primarily for China (22,000 RB), Malaysia (8,800 RB, switched from China), Vietnam (8,700 RB).

USA Spot Prices	Monthly Average Price as on		% Change
	02-Jul-20	02-Jul-20	
Prices	64.20	62.31	3.04
Prices in US cents per Pound			

Source: USDA



Pakistan Spot Prices

The prices stood firm compared to the previous week by more than 1%. Adequate rainfall was beneficial for the crop. The supply seed cotton was increasing while the textile mills which need cotton were taking interest in buying. The quality of the Phutti has been affected due to being wet as a result of rains in the coastal areas of Sindh.

Karachi Spot Prices	Weekly Average Price as on		% Change
	09-Jul-20	02-Jul-20	
Prices	8575	8435	1.66
Prices in Rs per 37.32 Kg			

Source: Fibre2fashion.com

Commodity: Cotton
Contract: Jul

Exchange: MCX
Expiry: Jul 31, 2020

Cotton



Technical Commentary:

- Cotton 29 mm MCX Jan contract faces resistance at 16550.
- Relative strength indicator (RSI) reached in the neutral region.
- The price closed above moving averages.
- Price & open interested decreased indicating long liquidation.

We will advise traders to sell today.

Strategy: **Sell**

Intraday Supports & Resistances			S2	S1	PCP	R1	R2
Cotton	MCX	Jul	15710	15850	16090	16400	16550
			Call	Entry	T1	T2	SL
Cotton	MCX	Jul	Sell	16180	16060	15960	16252

* Do not carry-forward the position next day

Commodity: Cotton Seed oil Cake
Contract: July
Exchange: NCDEX
Expiry: July 20, 2020
Cotton

Technical Commentary:

- Overall Candlestick pattern shows consolidation.
- RSI is in the neutral region.
- Prices closed below 9 and 18 days EMAs.
- Both price & open interest decreased indicating long liquidation.

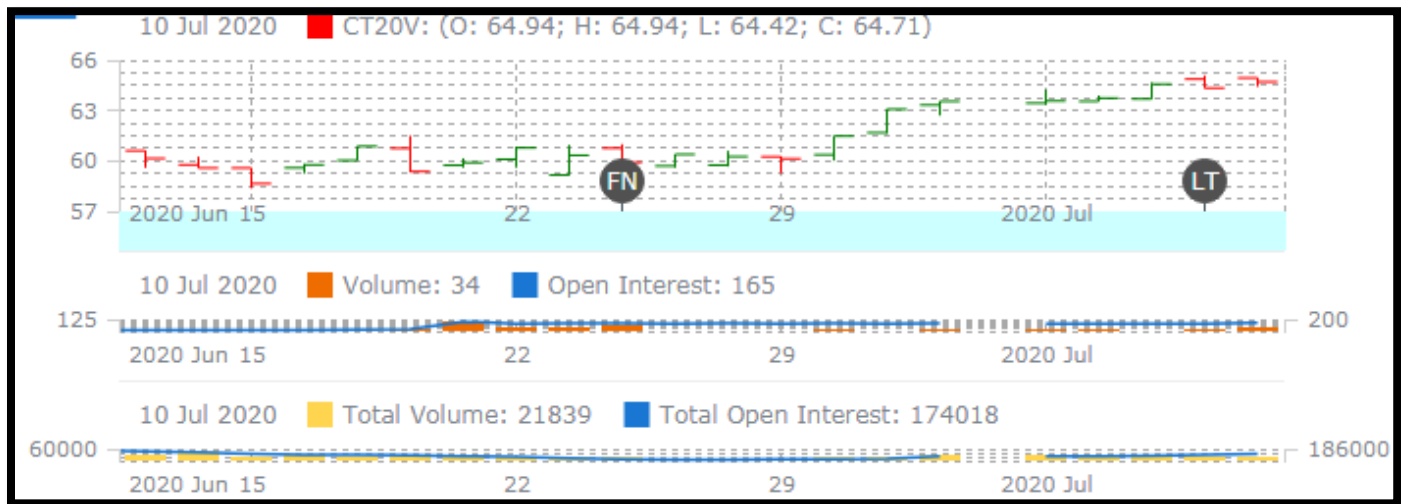
We will advise traders to sell today.

Strategy: Sell

Intraday Supports & Resistances			S2	S1	PCP	R1	R2
Cotton oil cake	NCDEX	Jul	1820	1860	1951	2050	2097
Intraday Trade Call			Call	Entry	T1	T2	SL
Cotton oil cake	NCDEX	Jul	Sell	1976	1940	1916	1997

* Do not carry-forward the position next day.

Technical Analysis of Cotton Future (Jul'20 Contract) at ICE



- Candlesticks denote steady movement in the market.
- Volume decreased & Open Interest increased compared to last week.
- We expect cotton prices to remain steady in the coming week.

Expected Price Range During Coming month

Expected Trend	Expected Trading Band
Range bound to BearishMomentum	55-66

Expected Support and Resistance

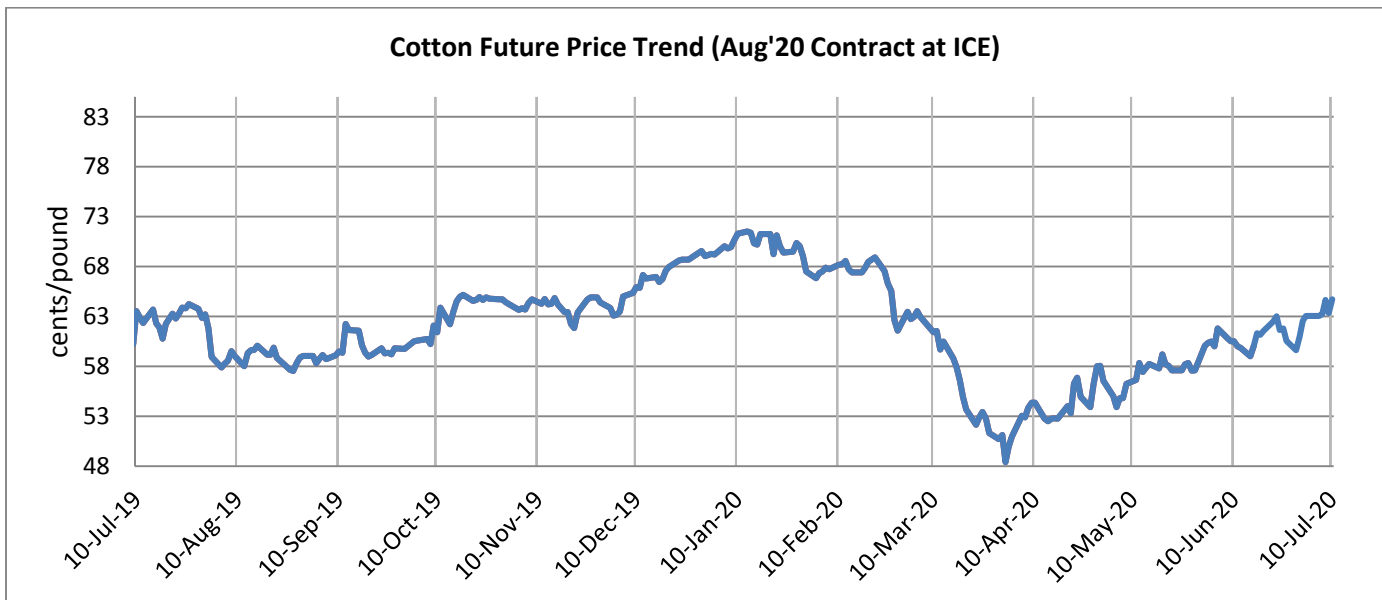
Support 1	Support 2	Resistance 1	Resistance 2
55	57	63	67

Figures in US cents/pound

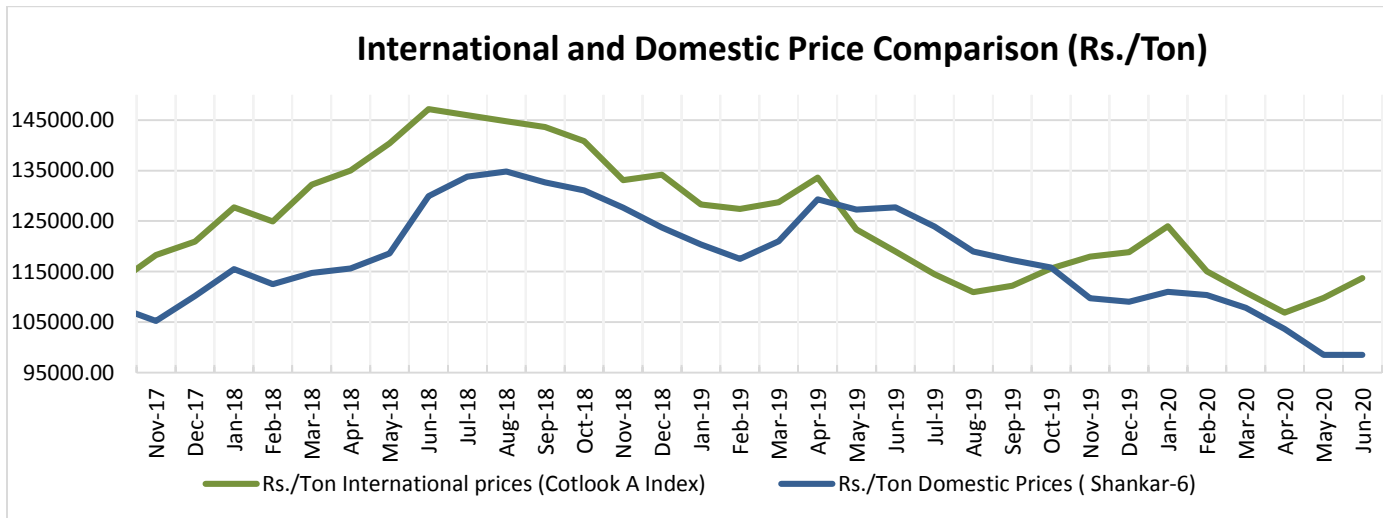
Cotton Future Prices at ICE

Cotton Prices in Future Contract on ICE						Prices in cents/Lb	
Contracts	10-Jul-20	10-Jun-20 (1 month ago)	10-Apr-20 (3 months ago)	13-Jan-20 (6 months ago)	10-Jul-19 (a year ago)	% Change over a month	% Change over previous year
Oct-20	64.71	60.76	55.80	73.39	63.54	6.50	1.84
Dec-20	64.31	60.32	55.96	72.74	63.82	6.61	0.77
Mar-21	64.83	60.91	57.09	73.10	65.06	6.44	-0.35
May-21	65.34	61.23	57.93	72.67	66.09	6.71	-1.13
Jul-21	65.77	61.39	54.40	73.63	66.97	7.13	-1.79

Future Price Trend (Active Contract):



International and Domestic Price Comparison



Cotton Prices at Key Spot Markets:

Commodity	Kapas		Weekly Average Prices (Rs./Quintal)		Change
			3rd Jun'20 to 9th Jul'20	26th Jun'20 to 2nd Jul'20	
Gujarat	Ahmedabad	Shankar-6	4875	4908	-33
	Gondal	Shankar-6	4508	4501	8
	Rajkot	B.T. Cotton	4699	4787	-88
	Patan	B.T. Cotton	NA	NA	-
	Kadi	B.T. Cotton	NA	NA	-
	Deesa	B.T. Cotton	NA	NA	-
	Dhrol	B.T. Cotton	NA	NA	-
Haryana	Bhiwani	B.T. Cotton	NA	NA	-
	Bhiwani	Desi	NA	NA	-
	Adampur	B.T. Cotton	NA	NA	-
	Fatehabad	B.T. Cotton	NA	NA	-
	Jind	B.T. Cotton	NA	NA	-
	Uchana	B.T. Cotton	NA	NA	-
	Dabwali	B.T. Cotton	NA	NA	-
Rajasthan	Hanumangarh	B.T. Cotton	NA	NA	-
	Rawatsar	B.T. Cotton	NA	NA	-
Madhya Pradesh	Khandwa	Mech-1	NA	NA	-
	Khargaon	Mech-1	NA	NA	-
Maharashtra	Amravati	Mech-1	4646	4571	75

	Jamner	Medium Staple	NA	NA	-
Uttar Pradesh	Hathras	B.T. Cotton	NA	NA	-
	Hathras	Desi	NA	NA	-
Telangana	Adilabad	Un-Ginned	NA	NA	-
Andhra Pradesh	Adoni	Medium Staple	4690	4909	-219
Karnataka	Bijapur	Bunny	4665	4675	-10
	Hubli	D.C.H.	NA	NA	-
	Hubli	B.T. Cotton	NA	NA	-
	Raichur	H-44 Cotton	4932	5027	-96
Commodity	Lint		Prices (Rs./Maund of 37.32kg each)		Change
State	Centre	Variety	3rd Jun'20 to 9th Jul'20	26th Jun'20 to 2nd Jul'20	
Punjab	Bhatinda	J-34	NA	NA	-
	Abohar	J-34	NA	NA	-
	Mansa	J-34	NA	NA	-
Haryana	Sirsa	J-34	3533	3523	10
Rajasthan	Sri-Ganganagar	J-34	NA	NA	-

Cotton Arrivals in Key Centers:

Commodity	Kapas		Weekly Sum Arrivals (Quintal)		Change
State	Centre	Variety	3rd Jun'20 to 9th Jul'20	26th Jun'20 to 2nd Jul'20	
Gujarat	Ahmedabad	Shankar-6	112200	144500	-32300
	Gondal	Shankar-6	1708	3801	-2093
	Rajkot	B.T. Cotton	4930	10300	-5370
	Patan	B.T. Cotton	NA	NA	-
	Kadi	B.T. Cotton	NA	NA	-
	Deesa	B.T. Cotton	NA	NA	-
	Dhrol	B.T. Cotton	NA	NA	-
Haryana	Bhiwani	B.T. Cotton	NA	NA	-
	Bhiwani	Desi	NA	NA	-
	Adampur	B.T. Cotton	NA	NA	-
	Fatehabad	B.T. Cotton	NA	NA	-
	Jind	B.T. Cotton	NA	NA	-
	Uchana	B.T. Cotton	NA	NA	-
	Dabwali	B.T. Cotton	NA	NA	-
Rajasthan	Hanumangarh	B.T. Cotton	NA	NA	-

	Rawatsar	B.T. Cotton	NA	NA	-
Madhya Pradesh	Khandwa	Mech-1	NA	NA	-
	Khargaon	Mech-1	NA	NA	-
Maharashtra	Amravati	Mech-1	2550	6400	-3850
	Jamner	Medium Staple	NA	NA	-
Uttar Pradesh	Hathras	B.T. Cotton	NA	NA	-
	Hathras	Desi	NA	NA	-
Telangana	Adilabad	Un-Ginned	NA	NA	-
Andhra Pradesh	Adoni	Medium Staple	460	410	50
Karnataka	Bijapur	Bunny	4524	3321	1203
	Hubli	D.C.H.	NA	NA	-
	Hubli	B.T. Cotton	NA	NA	-
	Raichur	H-44 Cotton	3712	3247	465
Commodity	Lint		Weekly Sum Arrivals (Quintal)		Change
State	Centre	Variety	3rd Jun'20 to 9th Jul'20	26th Jun'20 to 2nd Jul'20	
Punjab	Bhatinda	J-34	NA	NA	-
	Abohar	J-34	NA	NA	-
	Mansa	J-34	NA	NA	-
Haryana	Sirsa	J-34	NA	NA	-
Rajasthan	Sri-Ganganagar	J-34	NA	NA	-

Week on Week Price: Scenario of Cotton:

Commodity	Kapas		Today	Week Ago	Month Ago	Year Ago
State	Centre	Variety	11-Jul-20	4-Jul-20	10-Jun-20	11-Jul-19
Gujarat	Ahmedabad	Shankar-6	4900	4900	5050	6100
	Gondal	Shankar-6	4580	4600	4555	5500
	Rajkot	B.T. Cotton	4740	4775	4795	5530
	Patan	B.T. Cotton	NA	0	0	5515
	Kadi	B.T. Cotton	NA	0	0	5550
	Deesa	B.T. Cotton	NA	0	0	NA
	Dhrol	B.T. Cotton	NA	0	0	NR
Haryana	Bhiwani	B.T. Cotton	NA	0	5400	5600
	Bhiwani	Desi	NA	0	0	NA
	Adampur	B.T. Cotton	NA	0	0	5350

	Fatehabad	B.T. Cotton	NA	0	5000	5350
	Jind	B.T. Cotton	NA	0	0	5700
	Uchana	B.T. Cotton	NA	0	0	5385
	Dabwali	B.T. Cotton	NA	0	0	NR
Rajasthan	Hanumangarh	B.T. Cotton	0	0	0	Closed
	Rawatsar	B.T. Cotton	0	0	0	Closed
Madhya Pradesh	Khandwa	Mech-1	0	0	0	5491
	Khargaon	Mech-1	0	0	0	5427
Maharashtra	Amravati	Mech-1	4600	4650	4700	5300
	Jamner	Medium Staple	NA	0	0	NA
Uttar Pradesh	Hathras	B.T. Cotton	0	0	0	NA
	Hathras	Desi	0	0	0	NA
Telangana	Adilabad	Un-Ginned	0	0	0	5400
Andhra Pradesh	Adoni	Medium Staple	4555	4726	4921	6275
Karnataka	Bijapur	Bunny	NR	4619	5269	5929
	Hubli	D.C.H.	NR	0	0	NA
	Hubli	B.T. Cotton	NR	0	0	NA
	Raichur	H-44 Cotton	4920	5000	5200	5470
Commodity	Lint		Today	Week Ago	Month Ago	Year Ago
State	Centre	Variety	11-Jul-20	4-Jul-20	10-Jun-20	11-Jul-19
Punjab	Bhatinda	J-34	0	0	0	4710
	Abohar	J-34	0	0	0	4730
	Mansa	J-34	0	0	0	4680
Haryana	Sirsa	J-34	3560	3540	3670	4670
Rajasthan	Sri-Ganganagar	J-34	0	0	0	0

Cotton Arrivals in Key Centers:

Commodity	Kapas		Arrivals (Quintal)	Arrivals (Quintal)	Arrivals (Quintal)	Arrivals (Quintal)
State	Centre	Variety	11-Jul-20	4-Jul-20	10-Jun-20	11-Jul-19
Gujarat	Ahmedabad	Shankar-6	15300	22100	25500	1020
	Gondal	Shankar-6	275	600	666	137
	Rajkot	B.T. Cotton	800	1380	1600	210
	Patan	B.T. Cotton	NA	0	0	0
	Kadi	B.T. Cotton	NA	0	0	0
	Deesa	B.T. Cotton	NA	0	0	0

	Dhrol	B.T. Cotton	NA	0	0	0
Haryana	Bhiwani	B.T. Cotton	NA	0	300	0
	Bhiwani	Desi	NA	0	0	0
	Adampur	B.T. Cotton	NA	0	0	102
	Fatehabad	B.T. Cotton	NA	0	0	0
	Jind	B.T. Cotton	NA	0	0	0
	Uchana	B.T. Cotton	NA	0	0	0
	Dabwali	B.T. Cotton	NA	0	0	0
Rajasthan	Hanumangarh	B.T. Cotton	0	0	0	750
	Rawatsar	B.T. Cotton	0	0	0	0
Madhya Pradesh	Khandwa	Mech-1	0	0	0	0
	Khargaon	Mech-1	0	0	0	0
Maharashtra	Amravati	Mech-1	500	700	1100	0
	Jamner	Medium Staple	NA	0	0	0
Uttar Pradesh	Hathras	B.T. Cotton	0	0	0	0
	Hathras	Desi	0	0	0	0
Telangana	Adilabad	Un-Ginned	0	0	0	0
Andhra Pradesh	Adoni	Medium Staple	0	0	0	578
Karnataka	Bijapur	Bunny	NR	581	1875	343
	Hubli	D.C.H.	NR	0	0	0
	Hubli	B.T. Cotton	NR	0	0	0
	Raichur	H-44 Cotton	510	832	1230	7
Commodity	Lint		Arrivals (Quintal)	Arrivals (Quintal)	Arrivals (Quintal)	Arrivals (Quintal)
State	Centre	Variety	11-Jul-20	4-Jul-20	10-Jun-20	11-Jul-19
Punjab	Bhatinda	J-34	0	0	0	0
	Abohar	J-34	0	0	0	0
	Mansa	J-34	0	0	0	0
	Sirsa	J-34	NA	0	0	0
	Sri-Ganganagar	J-34	0	0	0	0

Cotton Association of India Spot Rates:

Trade Name	Staple	Micronaire	Strength/ GPT	Weekly Average Prices		+/- Change
				3rd Jun'20 to 9th Jul'20	26th Jun'20 to 2nd Jul'20	
Bengal Deshi (RG)/Assam Comilla (101)	Below 22mm	5.0 - 7.0	15	36500	36417	83
Bengal Deshi (SG)(201)	Below 22mm	5.0 - 7.0	15	37200	37117	83
J-34(202)	26mm	3.5 - 4.9	23	33800	33850	-50
H-4/ MECH-1(105)	28mm	3.5 – 4.9	27	33533	33433	100
Shankar-6(105)	29mm	3.5 – 4.9	28	34683	34650	33
Bunny/ Brahma(105)	31mm	3.5 - 4.9	30	36267	36333	-67
MCU-5/ Surabhi(106)	32mm	3.3 - 4.9	31	37267	37333	-67
DCH-32(107)	34mm	3.0 - 3.8	33	52367	52167	200

Disclaimer

The information and opinions contained in the document have been compiled from sources believed to be reliable. The company does not warrant its accuracy, completeness and correctness. Use of data and information contained in this report is at your own risk. This document is not, and should not be construed as, an offer to sell or solicitation to buy any commodities. This document may not be reproduced, distributed or published, in whole or in part, by any recipient hereof for any purpose without prior permission from the Company. IASL and its affiliates and/or their officers, directors and employees may have positions in any commodities mentioned in this document (or in any related investment) and may from time to time add to or dispose of any such commodities (or investment). Please see the detailed disclaimer at <http://www.agriwatch.com/Disclaimer.asp> © 2020 Indian Agribusiness Systems Ltd.