

COTTON WEEKLY RESEARCH REPORT
4th Aug 2020**Domestic market summary**

Domestic market Scenario: The cotton market showed mixed trend. The arrivals declined due to the onset of monsoon and the harvesting across India is almost completed. Domestic mills demand also declined due to the rainfall. But the Indian exporters were not able to sell big quantity despite attractive basis. The India cotton exchange front month's prices stood low, around Rs 33,409 per candy. Gujarat Shankar-6 variety cotton spot prices in Cotton Association of India stood around Rs.34,940 candy during the week.

Weekly Price Outlook : The average price of Kapas is likely to remain between Rs. 4700-4900/q in Rajkot while the prices in Andhra Pradesh likely to hover around Rs.4200-4550/q.

Major Market Highlights:

- Cotton domestic prices stood weaker during the week. The arrivals in July stood slightly lower due to the heavy rainfall across India. It is expected that around 6-8 lakh bales of cotton arrived in the market in July month.
- All India arrivals have reached between 20,000 bales per day.
- Indian Rupee remained strong between 74.79 and 74.84 during this week.

Market Highlights:

- **Cotton area across India covered around 121.25 lakh ha as on 31st July'20 for 2020-21 marketing year**, down by around 5% compared to the total acreage under cotton last year. The cotton sowing in the northern part of India (Punjab, Haryana & Rajasthan) covered an area of 19.12 lakh ha. In Maharashtra the acreage increased to 41.19 lakh ha while in Gujarat the area is near about same at 22.16 lakh ha compared to corresponding time last year. AP and Telangana received 58% and 26% higher rainfall in July, thus, a surge in acreage is reported in both the states covering 4.24 lakh ha (+84%) and 21.71 lakh ha (+37%), respectively.
- **In the recent report published by Cotton Association of India (CAI), increased its cotton crop estimate for 2019-20 to 335.50 lakh bales** compared to its previous estimate of 330 lakh bales made during the last month. The estimate of the cotton imports and exports has been maintained by the CAI at the same level as estimated in the previous month i.e. at 15.00 lakh bales and 47 lakh bales, respectively. According to CAI, Indian cotton arrivals between October 2019 and end of June 2020 are estimated at 327.02 lakh bales.
- **In Tamil Nadu, since first week of June, over 18,000 bales cotton which is 40% of the total arrivals was purchased by CCI this year.** They have also tied up with ginning units so that the cotton procured is moved from

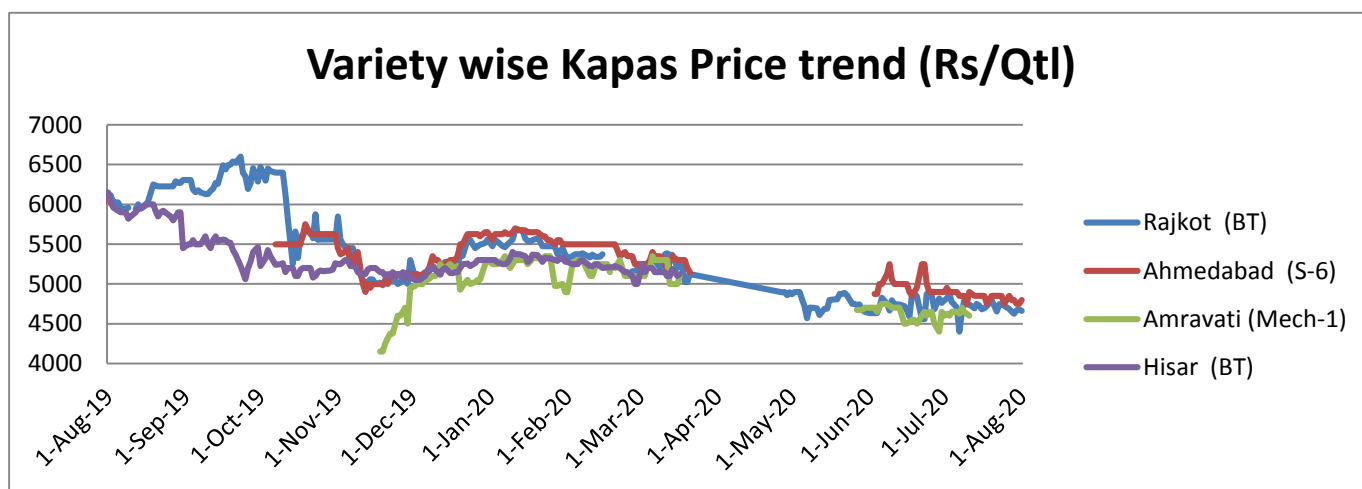
the markets to the ginning units in a week. More private traders stepped in and they have procured the remaining 60% even if the moisture content is slightly high.

- **The Maharashtra government had procured over 7 lakh bales of cotton from 1.37 lakh farmers in the five districts of Nashik division under MSP.** Around 5 lakh bales of cotton were procured from Jalgaon district, followed by 98,000 bales from Ahmednagar district, 87,300 bales from farmers in Dhule and 86,100 lakh bales of cotton in Nandurbar district.
- **According to the trade sources, the Indian cotton exports for the June'20 were reported higher around 4.5 lakh bales,** double compared to the prior month. In June'20, the Indian cotton prices were cheaper in the international market, therefore, the exports were increased during June. Bangladesh was the largest importer of Indian cotton purchasing around 2 lakh bales at an average FOB of \$1.46/kg followed by China (71,747 bales at \$1.29/kg), Vietnam (43,000 bales at \$1.25/kg) and Indonesia (20,000 bales at \$1.32/kg). The other export destinations of India were Korea, Turkey, Thailand & Italy.

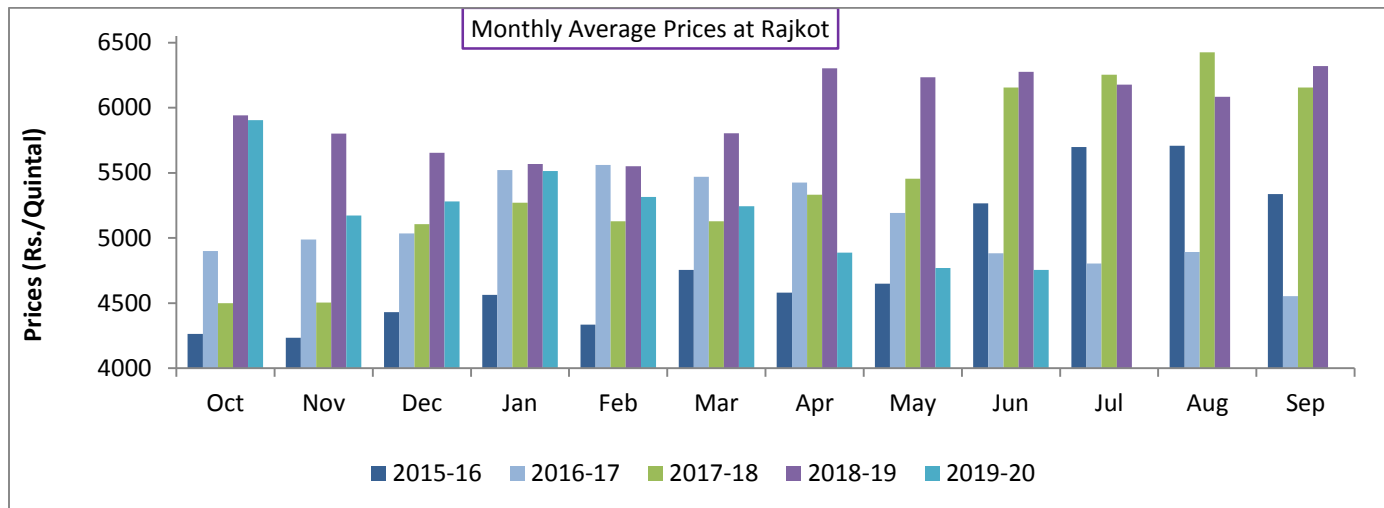
Domestic Cotton Prices Scenario

Kapas (Raw Cotton) Weekly Price Scenario

Weekly Price Review: Weekly kapas average price at Rajkot remained weaker at Rs. 4682/q. The trade was slowed down in some areas due to rain. The mills were working at lower capacities where the shelter is not proper for keeping stocks.



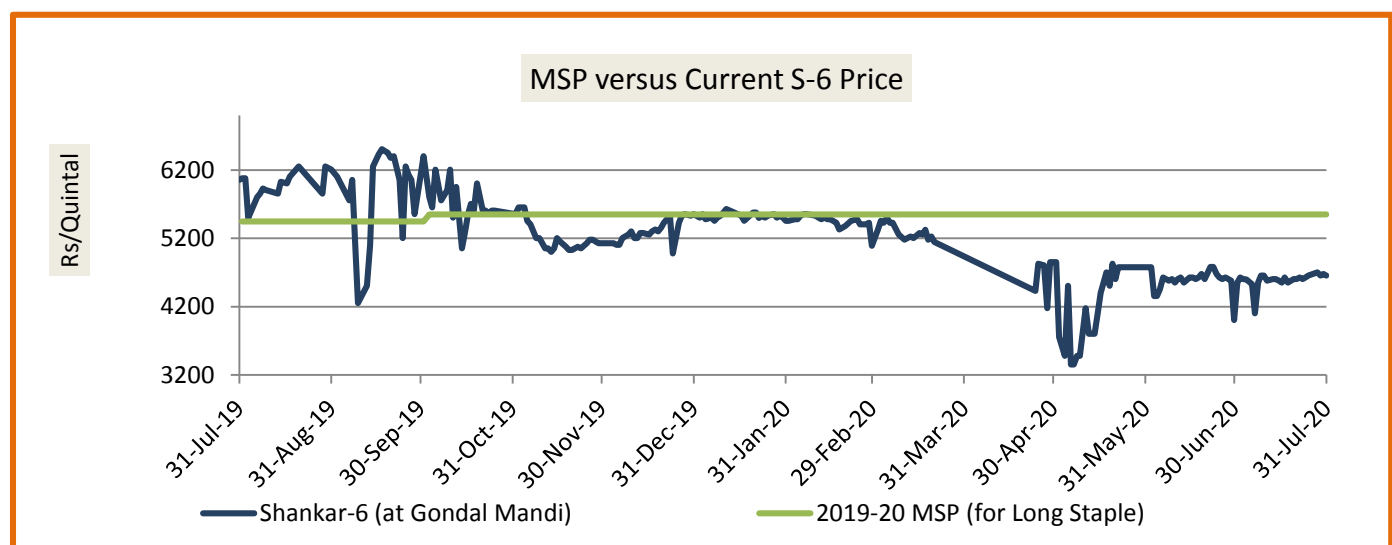
Kapas Monthly M-o-M Price Scenario



The arrivals in the month of June declined. The monthly average price was ruling steady to low in June at Rs. 4754/q compared to the prices during the corresponding month of the previous season due to the lower demand this year. Monthly average price of Kapas at Rajkot remained Rs. 4769 per quintal during May, which was Rs. 6275/quintal during the corresponding month last year in Jun'19. We expect Kapas prices to remain steady to low further in July due to the lower demand across the country as well as because of increase in sowing area.

Spot Price versus MSP

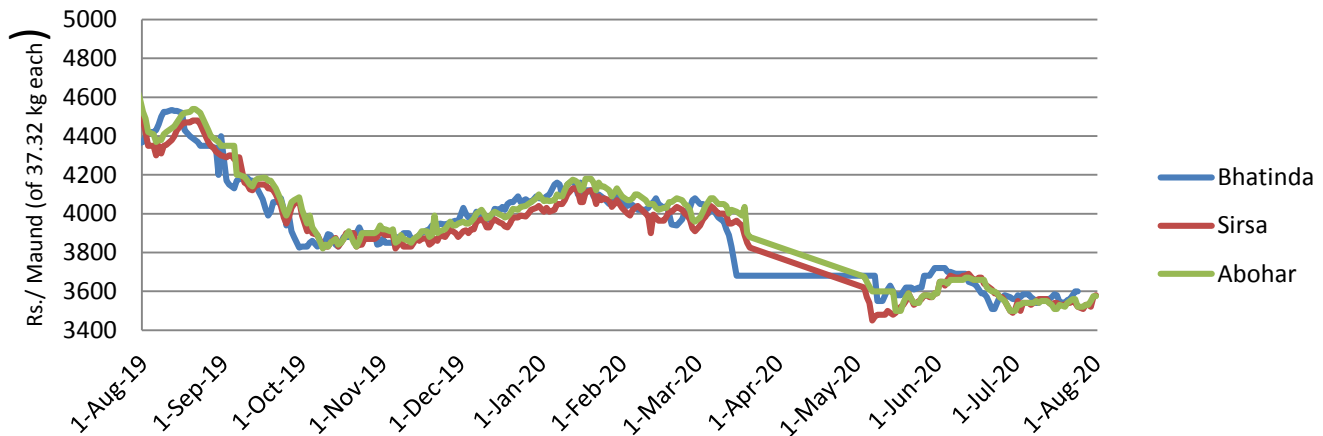
The prices slightly increased during the week ending on 30th July'20 in Gondal. Kapas at Gondal market closed at Rs.4665/q, increased from prior week that stood at Rs. 4605/q. Average price in the week stood low by around Rs. 885/q from MSP (Rs.5550/q). The average gap between the spot price and MSP has decreased in the last week.



Lint price Outlook

The average price stood around Rs.3525/maund of lint in Sirsa, down by Rs. 13/q though, there were no new arrivals in the Haryana and Punjab. The average price in Bhatinda and Abohar in the last week stood steady around Rs.3560 and Rs. 3535/maund of 37.32 kg each respectively.

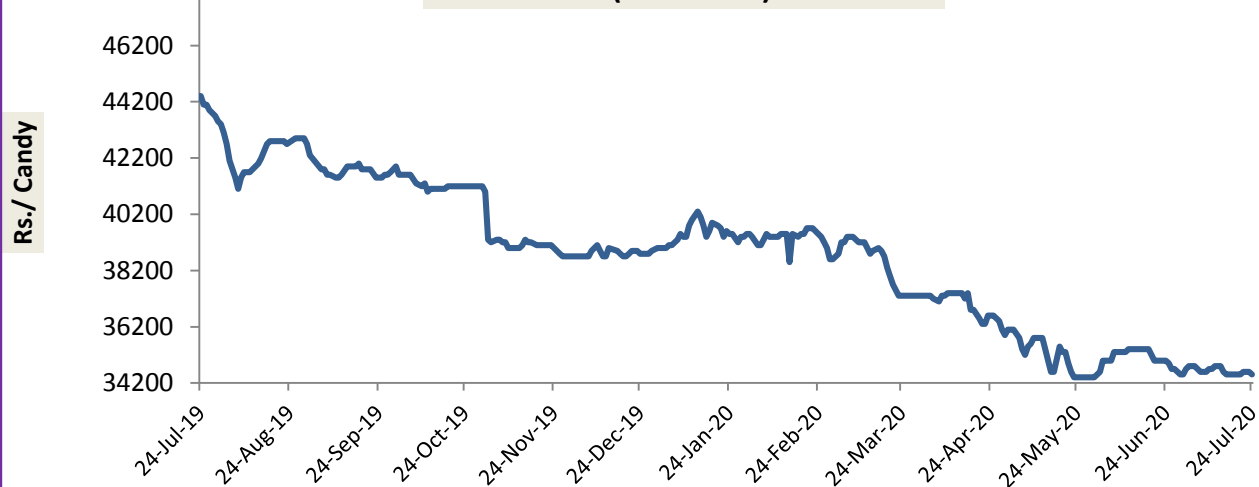
Lint Price Trend at Key Centers



Cotton Fiber price Outlook

The average cotton fiber (Shankar-6) of premium quality prices was weaker at Rs. 34933/candy from around Rs. 35060/ candy compared to the previous week. The demand was stagnant in the international market for Indian cotton. Average price were around Rs. 43,950 per candy last year during the same time. We expect cotton fiber to remain firm in range of Rs. 34000-36000 per candy in the coming week candy.

Cotton Fiber (Shankar-6) Price Trend

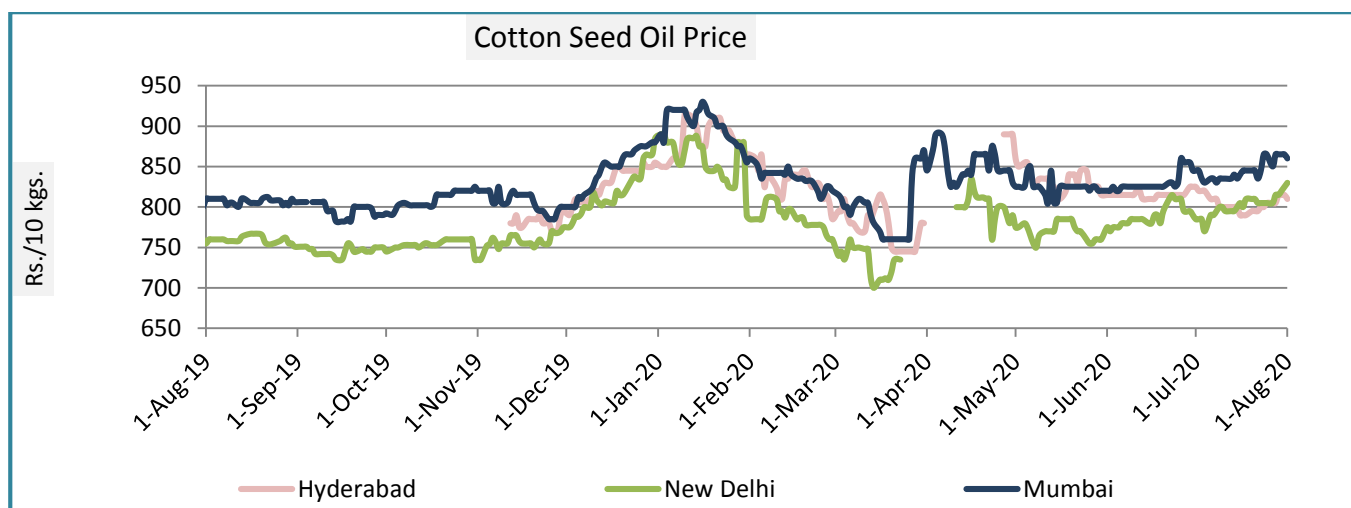


Cotton Seed Oil and Cotton Seed Oil Cake

Cotton Seed Oil weekly Price Scenario

Cotton seed oil price showed mixed trend across all the centres during the week ending on 30th July'20. Weekly average price in Hyderabad stood steady at Rs. 811. In Mumbai the prices ranged around Rs. 864 and Rs.814 per 10 Kg in New Delhi.

	Weekly Average Price as on (Rs/10 kg.)		% Change
	30-Jul-20	23-Jul-20	
New Delhi	814	808	0.83
Rajkot	843	853	-1.17
Hyderabad	811	811	0.00
Mumbai	864	851	1.57

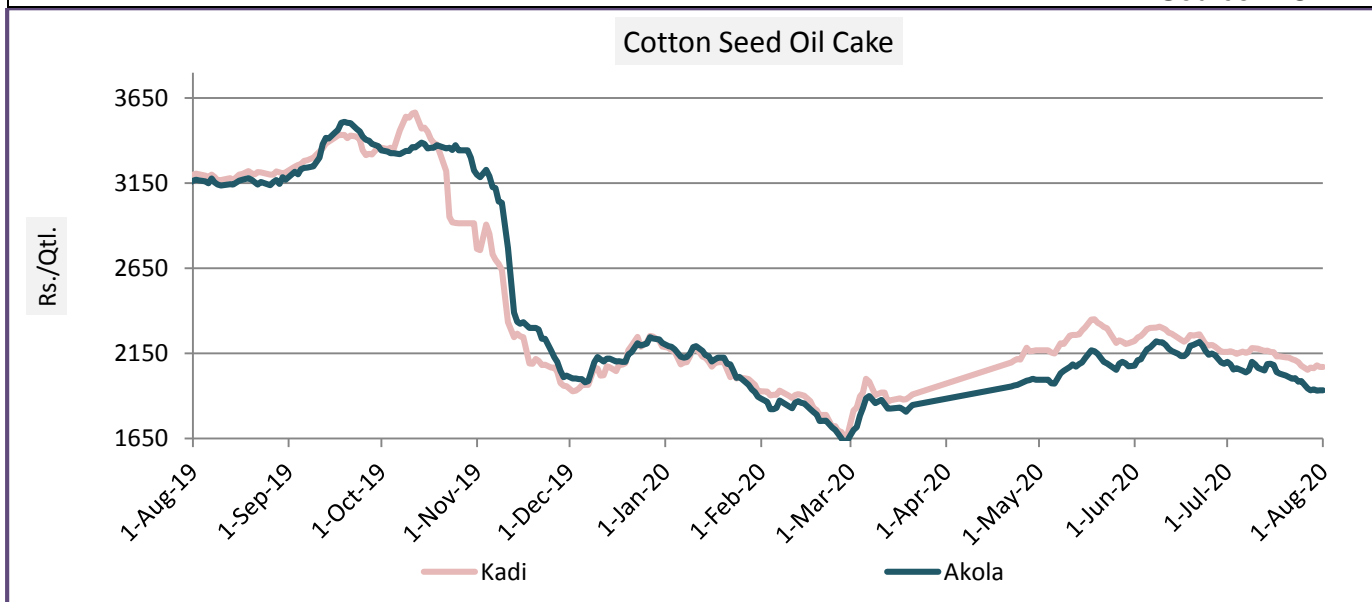


Cotton Seed Oil Cake weekly Price Scenario

The cottonseed oilcake prices were weaker during the last week. The prices in Kadi & Akola stood around Rs. 2073/q and Rs. 1953/q, respectively. The prices dropped due to limited demand by local millers amid increased rainfall in Maharashtra. NCDEX Cotton seed oil cake futures ended on a weaker note on Friday at Rs.1780/q against Rs. 1794/q in the prior week. NCDEX Cocudakl is now getting support at 1734 and below same could see a test of 1690 levels, and first resistance is now likely to be seen at 1850.

Centers	Weekly Average Price as on (Rs/quintal.)*		% Change
	30-Jul-20	23-Jul-20	
Kadi	2073	2124	-2.39
Akola	1953	2018	-3.19

*Source: NCDEX



International Market Scenario

Average International ICE cotton prices stood weaker at 61.02 cents/lbs, down by 144 points during the last week. Also Cotlook A index weekly average stood weaker at 66.57 cents/pound this week, which was at 67.92 cents/pound during last week.

Major Market Highlights:

- Australia is facing with continuous dry conditions since last year. The 2020-21 forecast is for a recovery in cotton production to 1.7 million bales**, from a revised estimate of 0.625 million bales in 2019-20. As, the drought affected cotton growing States have received above average rainfall this year. However, it will still be the second smallest crop in a decade. As an advantage, Australia the only country that was spared stockpiling pressure due to the pandemic which is expected around 0.512 million bales in 2019-20, down by 64% y-o-y. China is the main export market for Australia which so far in 2019-20 has accounted for nearly two-thirds (65%) of total exports.
- Brazil is expecting to harvest a record 13.5 million bales in 2020-21 and is known for the world's fastest-growing cotton exporter.** But COVID-19-related pressures including shrink in worldwide demand and potential supply chain interruptions are hindering the trade. However, prior to the onset of pandemic, from Sep'19 to

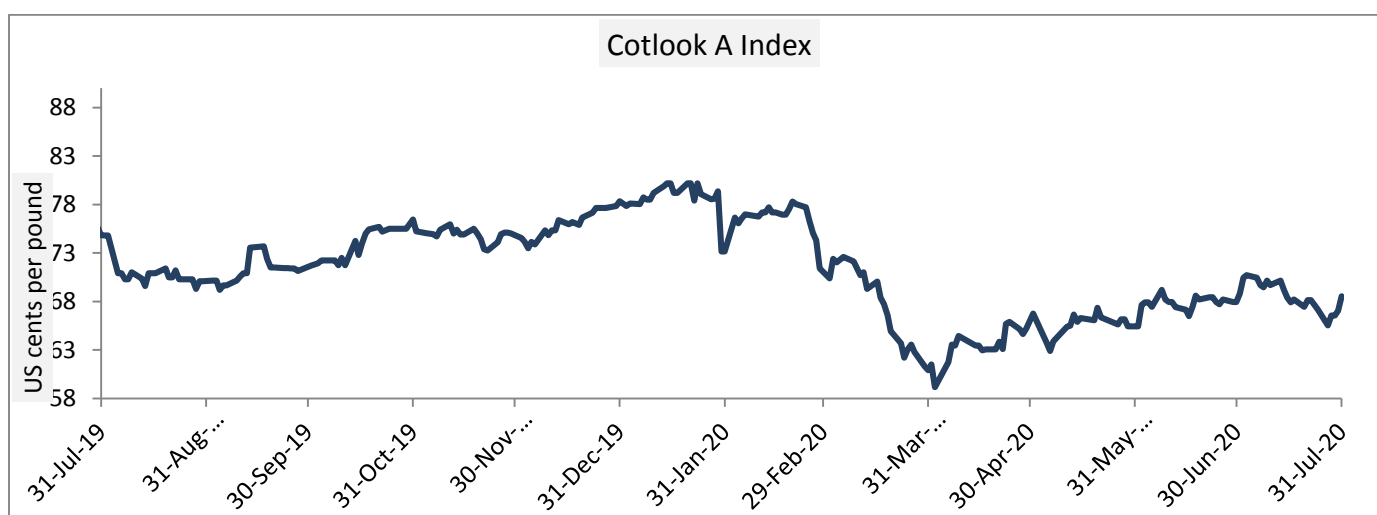
Apr'20, the country has exported record volumes and around 1.4 million bales exported during January 2020. Exports for Brazilian cotton is expected to decline 10 per cent for Aug' 20 to July'21, down to 7.9 million bales, reflecting decreased demand for textiles due to COVID-19. Adding to it, the stocks are building up in Brazil pressurizing the local and global market.

- U.S. Export Sales was recovered from prior week. Net UPLAND sales of 1,18,700 RB for 2019-2020 were up in the week ending on 23rd Jul'20** from the previous week and from the prior 4-week average. Increases primarily for Vietnam (76,500 RB, including 2,200 RB switched from China and 800 RB switched from South Korea), China (22,100 RB), Bangladesh (17,600 RB), Turkey (4,000 RB), and Brazil (3,900 RB, switched from Ecuador), were offset by reductions for Ecuador (3,900 RB), Pakistan (2,500 RB), Mexico (2,100 RB), the Philippines (1,900 RB), and India (1,800 RB).

Cotlook A Index

Cotlook A index noticed slightly weak in last week. The Cotlook A Index was at 66.57 cents/lb lower than the previous week (67.92 cents/lb) and a hike of 2% is witnessed compared to the previous month.

Cotlook A Index	Weekly Average Price change as on		% Change
	30-Jul-20	23-Jul-20	
Prices	66.57	67.92	-1.99
Prices in US cents per Pound			



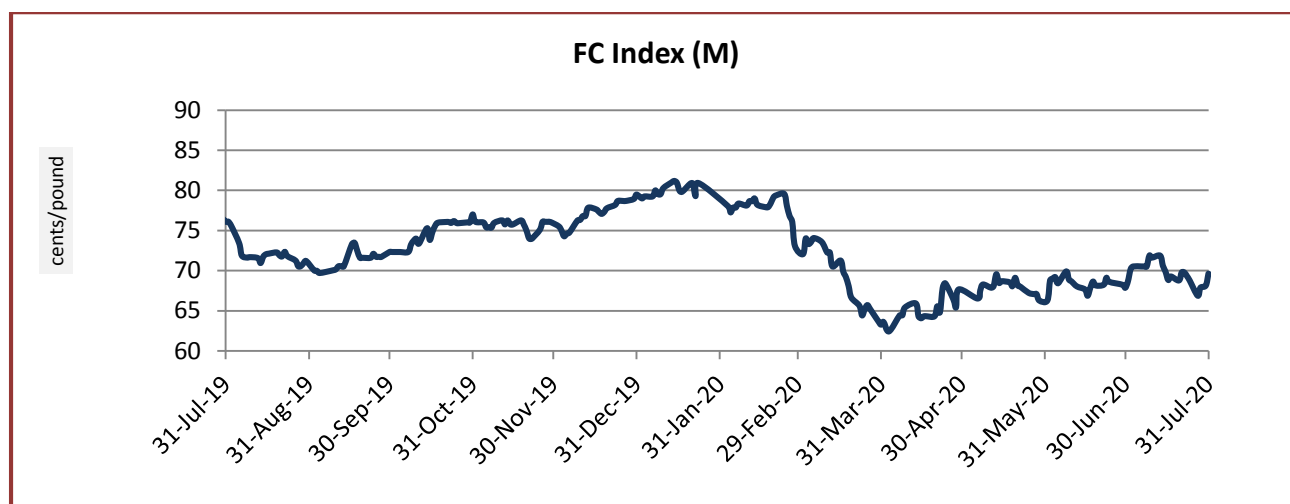
Source: Cotlook

China Cotton Index and Foreign Cotton Index

Cotton Index	Weekly Average Price as on		% Change
	31-Jul-20	23-Jul-20	
FC (S)	71.60	72.95	-1.85
FC (M)	68.24	69.37	-1.62
FC (L)	67.30	68.45	-1.69

Prices in US cents per Pound

Source: China Cotton Association

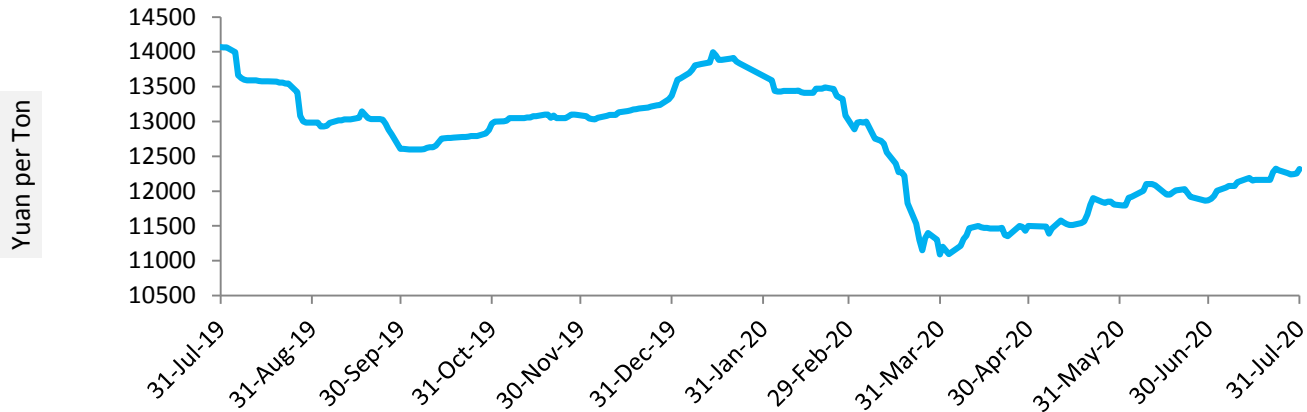


Cotton Index	Weekly Average Price as on		% Change
	30-Jul-20	23-Jul-20	
CCIndex(328)	12258.20	12215.80	0.35
CCIndex(527)	11425.80	11390.40	0.31
CCIndex(229)	12662.40	12601.40	0.48

Prices in Yuan per ton

Source: China Cotton Association

China Cotton Index(328)



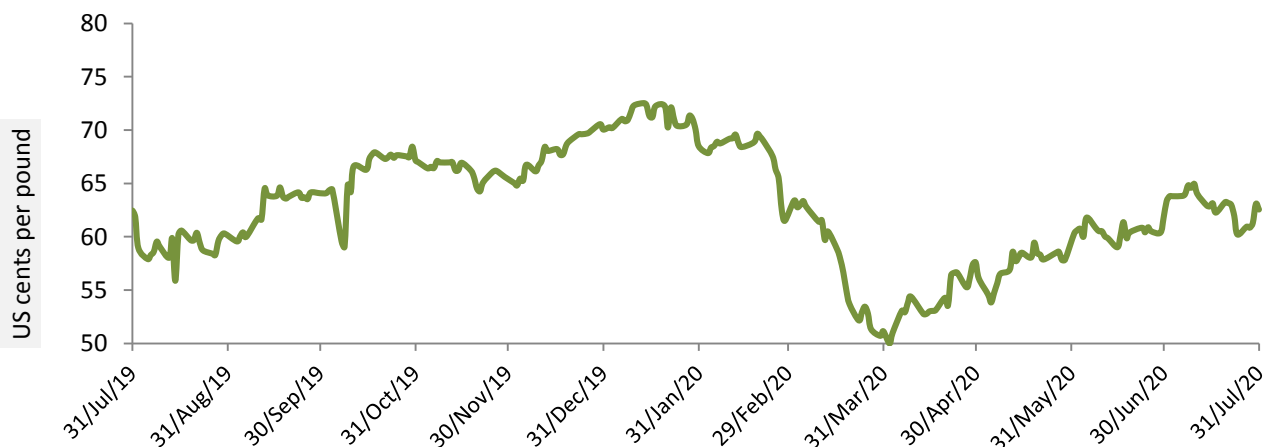
USA Spot Prices

The spot prices has fallen sharply last week as U.S.-China tensions escalated and a few weeks of poor export sales. Although, in the week ending July 23, U.S. export sales improved to 118,700 bales of net new sales, with 9,500 bales for the 2020-21 marketing year. However, crop conditions have improved from last week. As the southern tip of Texas suffered larger-than expected damage from Hurricane Hanna last weekend and the scale of the damage is still not known. The current forecast has the potential for flooding rains that could damage the eastern crop.

USA Spot Prices	Monthly Average Price as on		% Change
	30-Jul-20	23-Jul-20	
Prices	61.27	62.72	-2.32
Prices in US cents per Pound			

Source: USDA

Daily Movement of USA Spot Price



Pakistan Spot Prices

Pakistan cotton prices remained weaker by around 2% during last week mainly because quality of kapas as well as supply was affected due to the monsoon rains. Also, the downward trend was witnessed in the international market. The sowing area of cotton was decreased by 20 percent. The major reason for the decrease in the production of cotton is unavailability of good quality seeds.

Karachi Spot Prices	Weekly Average Price as on		% Change
	30-Jul-20	23-Jul-20	
Prices	8345	8535	-2.23
Prices in Rs per 37.32 Kg			

Source: Fibre2fashion.com

Commodity: Cotton

Contract: Aug

Exchange: MCX

Expiry: Aug 31, 2020

Cotton



Technical Commentary:

- Cotton 29 mm MCX Jan contract is showing sideways trend.
- Relative strength indicator (RSI) is in the neutral region.
- The price closed above moving averages.
- Both price & open interested increased indicating long buildup.

We will advise traders to buy today.

Strategy: **Buy**

Intraday Supports & Resistances			S2	S1	PCP	R1	R2
Cotton	MCX	Aug	15830	15960	16260	16550	16580

			Call	Entry	T1	T2	SL
Cotton	MCX	Aug	Buy	16180	16300	16400	16108

* Do not carry-forward the position next day

Commodity: Cotton Seed oil Cake

Exchange: NCDEX

Contract: Aug

Expiry: Aug 20, 2020



Technical Commentary:

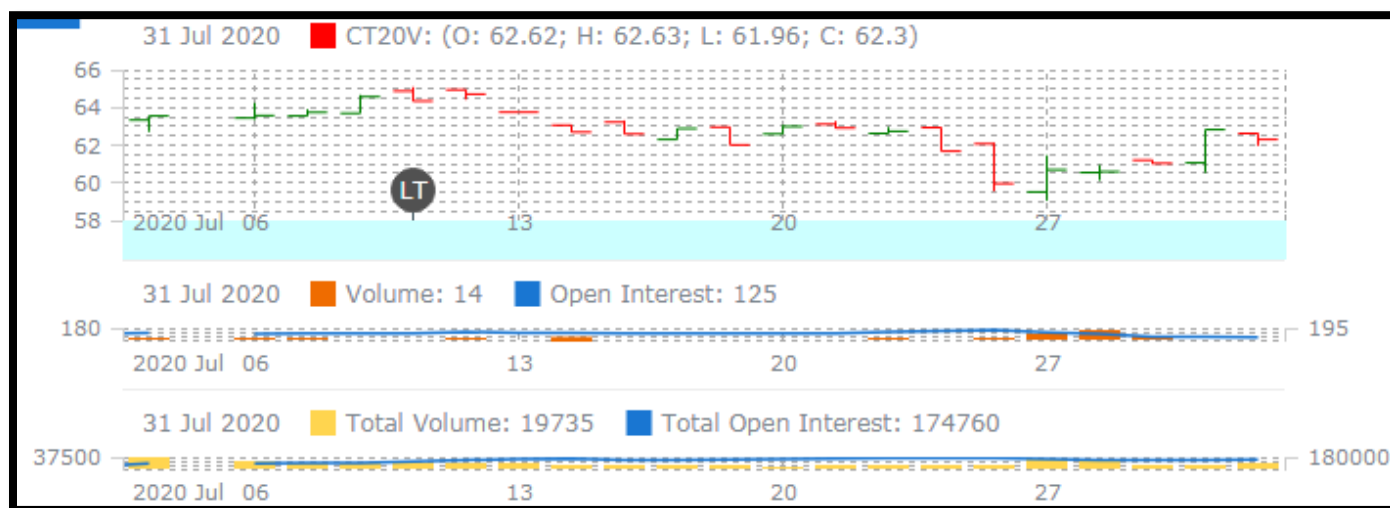
- Overall Candlestick pattern shows sideways trend.
- RSI is in the neutral region.
- Prices closed below 9 and 18 days EMAs.
- Price increased & open interested decreased indicating short cover.

We will advise traders to buy today.

Strategy: Buy

Intraday Supports & Resistances			S2	S1	PCP	R1	R2
Cotton oil cake	NCDEX	Aug	1655	1705	1802	1900	1955
Intraday Trade Call			Call	Entry	T1	T2	SL
Cotton oil cake	NCDEX	Aug	Buy	1780	1815	1845	1759

* Do not carry-forward the position next day.

Technical Analysis of Cotton Future (Oct'20 Contract) at ICE


- Candlesticks denote steady to bearish movement in the market.
- Volume increased & Open Interest decreased compared to last week.
- We expect cotton prices to remain steady in the coming week.

Expected Price Range During Coming month

Expected Trend	Expected Trading Band
Range bound to BearishMomentum	56-68

Expected Support and Resistance

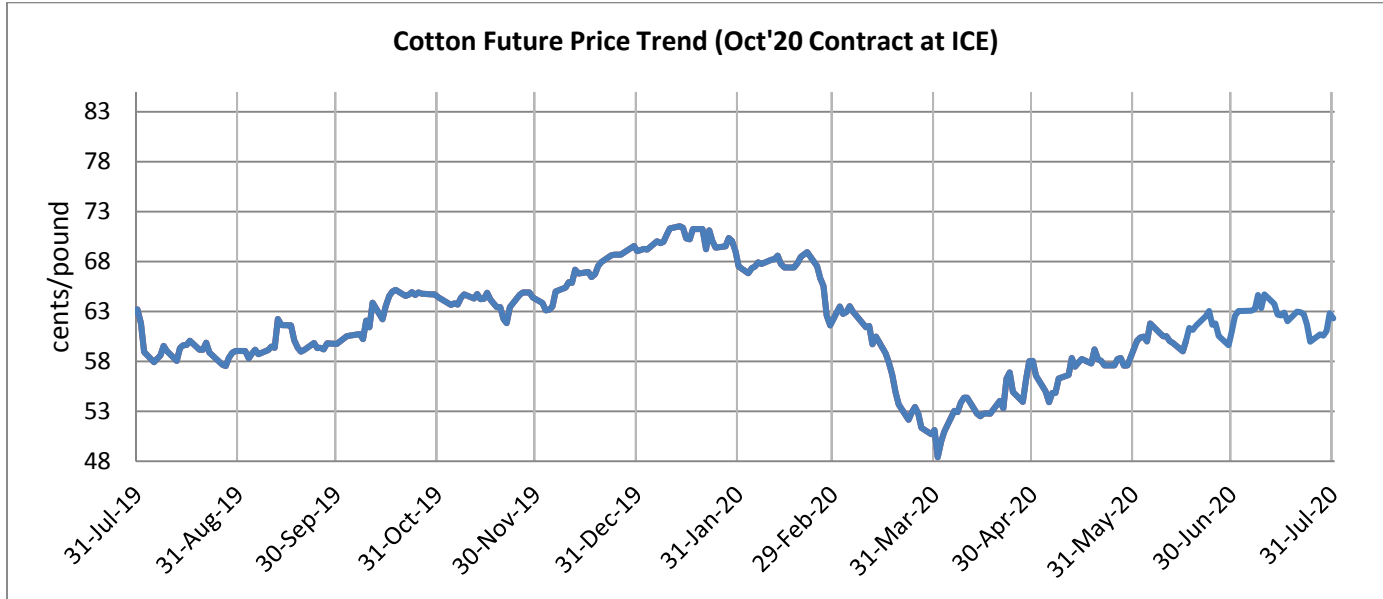
Support 1	Support 2	Resistance 1	Resistance 2
55	58	64	69

Figures in US cents/pound

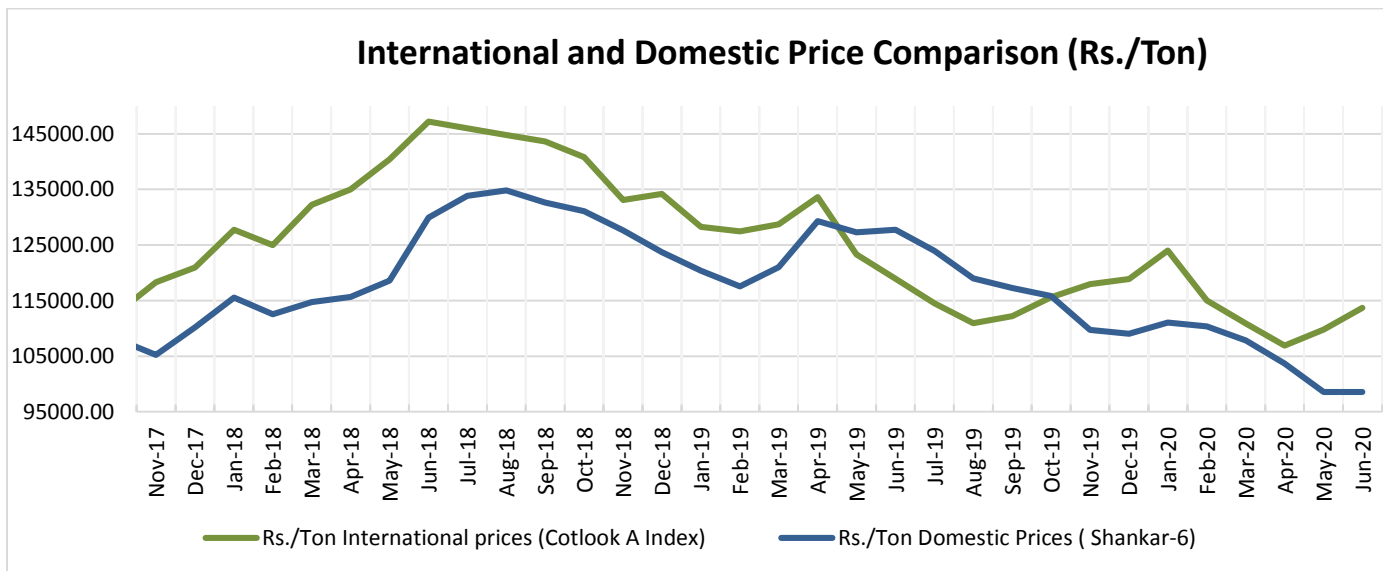
Cotton Future Prices at ICE

Cotton Prices in Future Contract on ICE						Prices in cents/Lb	
Contracts	31-Jul-20	1-Jul-20 (1 month ago)	1-May-20 (3 months ago)	3-Feb-20 (6 months ago)	31-Jul-19 (a year ago)	% Change over a month	% Change over previous year
Oct-20	62.30	63.08	57.24	68.04	63.22	-1.24	-1.46
Dec-20	62.66	62.76	57.52	67.71	63.84	-0.16	-1.85
Mar-21	63.25	63.45	58.62	68.60	64.68	-0.32	-2.21
May-21	63.72	63.81	59.31	67.34	65.52	-0.14	-2.75
Jul-21	64.13	64.07	55.84	68.22	66.13	0.09	-3.02

Future Price Trend (Active Contract):



International and Domestic Price Comparison



Cotton Prices at Key Spot Markets:

Commodity	Kapas		Weekly Average Prices (Rs./Quintal)		Change
State	Centre	Variety	24th Jul'20 to 30th Jul'20	17th Jul'20 to 23rd Jul'20	
Gujarat	Ahmedabad	Shankar-6	4800	4833	-33
	Gondal	Shankar-6	4665	4605	60
	Rajkot	B.T. Cotton	4683	4723	-40
	Patan	B.T. Cotton	NA	NA	-
	Kadi	B.T. Cotton	NA	NA	-
	Deesa	B.T. Cotton	NA	NA	-
	Dhrol	B.T. Cotton	4035	4270	-235
Haryana	Bhiwani	B.T. Cotton	NA	NA	-
	Bhiwani	Desi	NA	NA	-
	Adampur	B.T. Cotton	NA	NA	-
	Fatehabad	B.T. Cotton	NA	NA	-
	Jind	B.T. Cotton	NA	NA	-
	Uchana	B.T. Cotton	NA	NA	-
	Dabwali	B.T. Cotton	NA	NA	-
Rajasthan	Hanumangarh	B.T. Cotton	NA	NA	-
	Rawatsar	B.T. Cotton	NA	NA	-
Madhya Pradesh	Khandwa	Mech-1	NA	NA	-
	Khargaon	Mech-1	NA	NA	-
Maharashtra	Amravati	Mech-1	NA	NA	-
	Jamner	Medium Staple	NA	NA	-
Uttar Pradesh	Hathras	B.T. Cotton	NA	NA	-
	Hathras	Desi	NA	NA	-
Telangana	Adilabad	Un-Ginned	NA	NA	-
Andhra Pradesh	Adoni	Medium Staple	4679	4774	-96
Karnataka	Bijapur	Bunny	NA	NA	-
	Hubli	D.C.H.	NA	NA	-
	Hubli	B.T. Cotton	NA	NA	-
	Raichur	H-44 Cotton	4838	4778	60
Commodity	Lint		Prices (Rs./Maund of 37.32kg each)		Change
State	Centre	Variety	24th Jul'20 to 30th Jul'20	17th Jul'20 to 23rd Jul'20	

Punjab	Bhatinda	J-34	NA	NA	-
	Abohar	J-34	NA	NA	-
	Mansa	J-34	NA	NA	-
Haryana	Sirsa	J-34	3525	3538	-13
Rajasthan	Sri-Ganganagar	J-34	NA	NA	-

Cotton Arrivals in Key Centers:

Commodity	Kapas		Weekly Sum Arrivals (Quintal)		Change
State	Centre	Variety	24th Jul'20 to 30th Jul'20	17th Jul'20 to 23rd Jul'20	
Gujarat	Ahmedabad	Shankar-6	86700	93500	-6800
	Gondal	Shankar-6	5611	6468	-857
	Rajkot	B.T. Cotton	14840	9240	5600
	Patan	B.T. Cotton	NA	NA	-
	Kadi	B.T. Cotton	NA	NA	-
	Deesa	B.T. Cotton	NA	NA	-
	Dhrol	B.T. Cotton	190	119	71
Haryana	Bhiwani	B.T. Cotton	NA	NA	-
	Bhiwani	Desi	NA	NA	-
	Adampur	B.T. Cotton	NA	NA	-
	Fatehabad	B.T. Cotton	NA	NA	-
	Jind	B.T. Cotton	NA	NA	-
	Uchana	B.T. Cotton	NA	NA	-
	Dabwali	B.T. Cotton	NA	NA	-
Rajasthan	Hanumangarh	B.T. Cotton	NA	NA	-
	Rawatsar	B.T. Cotton	NA	NA	-
Madhya Pradesh	Khandwa	Mech-1	NA	NA	-
	Khargaon	Mech-1	NA	NA	-
Maharashtra	Amravati	Mech-1	NA	NA	-
	Jamner	Medium Staple	NA	NA	-
Uttar Pradesh	Hathras	B.T. Cotton	NA	NA	-
	Hathras	Desi	NA	NA	-
Telangana	Adilabad	Un-Ginned	NA	NA	-
Andhra Pradesh	Adoni	Medium Staple	460	460	Unch
Karnataka	Bijapur	Bunny	NA	NA	-
	Hubli	D.C.H.	NA	NA	-

	Hubli	B.T. Cotton	NA	NA	-
	Raichur	H-44 Cotton	NA	411	353
Commodity	Lint		Weekly Sum Arrivals (Quintal)		NA
State	Centre	Variety	24th Jul'20 to 30th Jul'20	17th Jul'20 to 23rd Jul'20	
Punjab	Bhatinda	J-34	NA	NA	-
	Abohar	J-34	NA	NA	-
	Mansa	J-34	NA	NA	-
Haryana	Sirsa	J-34	NA	NA	-
Rajasthan	Sri-Ganganagar	J-34	NA	NA	-

Cotton Association of India Spot Rates:

Trade Name	Staple	Micronaire	Strength/ GPT	Weekly Average Prices		+/- Change
				24th Jul'20 to 30th Jul'20	17th Jul'20 to 23rd Jul'20	
Bengal Deshi (RG)/Assam Comilla	Below 22mm	5.0 - 7.0	15	36600	36600	Unch
Bengal Deshi (SG)(201)	Below 22mm	5.0 - 7.0	15	37300	37300	Unch
J-34	26mm	3.5 - 4.9	23	33420	33560	-140
H-4/ MECH-1	28mm	3.5 - 4.9	27	33720	33860	-140
Shankar-6	29mm	3.5 - 4.9	28	34940	35060	-120
Bunny/ Brahma	31mm	3.5 - 4.9	30	36320	36380	-60
MCU-5/ Surabhi	32mm	3.3 - 4.9	31	37220	37260	-40
DCH-32	34mm	3.0 - 3.8	33	52500	52500	Unch

Week on Week Price: Scenario of Cotton:

Commodity	Kapas		Today	Week Ago	Month Ago	Year Ago
State	Centre	Variety	1-Aug-20	25-Jul-20	1-Jul-20	1-Aug-19
Gujarat	Ahmedabad	Shankar-6	4800	4750	4900	0
	Gondal	Shankar-6	Closed	4655	4555	5500
	Rajkot	B.T. Cotton	4660	4725	4795	5530
	Patan	B.T. Cotton	NA	NA	NA	5515
	Kadi	B.T. Cotton	NA	NA	NA	5550
	Deesa	B.T. Cotton	NA	NA	NA	NA
	Dhrol	B.T. Cotton	NA	3690	NA	NR

Haryana	Bhiwani	B.T. Cotton	NA	NA	NA	5600
	Bhiwani	Desi	NA	NA	NA	NA
	Adampur	B.T. Cotton	NA	NA	NA	5350
	Fatehabad	B.T. Cotton	NA	NA	NA	5350
	Jind	B.T. Cotton	NA	NA	NA	5700
	Uchana	B.T. Cotton	NA	NA	NA	5385
	Dabwali	B.T. Cotton	NA	NA	NA	NR
Rajasthan	Hanumangarh	B.T. Cotton	NA	NA	NA	Closed
	Rawatsar	B.T. Cotton	NA	NA	NA	Closed
Madhya Pradesh	Khandwa	Mech-1	NA	NA	NA	5491
	Khargaon	Mech-1	NA	NA	NA	5427
Maharashtra	Amravati	Mech-1	NA	NA	4600	5300
	Jamner	Medium Staple	NA	NA	NA	NA
Uttar Pradesh	Hathras	B.T. Cotton	NA	NA	NA	NA
	Hathras	Desi	NA	NA	NA	NA
Telangana	Adilabad	Un-Ginned	NR	NA	NA	5400
Andhra Pradesh	Adoni	Medium Staple	NA	4689	4921	0
Karnataka	Bijapur	Bunny	NR	NA	4629	5929
	Hubli	D.C.H.	NR	NA	NA	NA
	Hubli	B.T. Cotton	NR	NA	NA	NA
	Raichur	H-44 Cotton	NR	NR	5000	5470
Commodity	Lint		Today	Week Ago	Month Ago	Year Ago
State	Centre	Variety	1-Aug-20	25-Jul-20	1-Jul-20	1-Aug-19
Punjab	Bhatinda	J-34	NA	NA	NA	4520
	Abohar	J-34	NA	NA	NA	4525
	Mansa	J-34	NA	NA	NA	4500
Haryana	Sirsa	J-34	3580	3520	3510	4480
Rajasthan	Sri-Ganganagar	J-34	NA	NA	NA	0

Cotton Arrivals in Key Centers:

Commodity	Kapas		Arrivals (Quintal)	Arrivals (Quintal)	Arrivals (Quintal)	Arrivals (Quintal)
State	Centre	Variety	1-Aug-20	25-Jul-20	1-Jul-20	1-Aug-19
Gujarat	Ahmedabad	Shankar-6	11900	13600	25500	NA
	Gondal	Shankar-6	Closed	1030	402	49
	Rajkot	B.T. Cotton	800	1800	800	45

	Patan	B.T. Cotton	NA	NA	NA	NA
	Kadi	B.T. Cotton	NA	NA	NA	NA
	Deesa	B.T. Cotton	NA	NA	NA	NA
	Dhrol	B.T. Cotton	NA	70	NA	NA
Haryana	Bhiwani	B.T. Cotton	NA	NA	NA	NA
	Bhiwani	Desi	NA	NA	NA	NA
	Adampur	B.T. Cotton	NA	NA	NA	NA
	Fatehabad	B.T. Cotton	NA	NA	NA	NA
	Jind	B.T. Cotton	NA	NA	NA	NA
	Uchana	B.T. Cotton	NA	NA	NA	NA
	Dabwali	B.T. Cotton	NA	NA	NA	NA
Rajasthan	Hanumangarh	B.T. Cotton	NA	NA	NA	285
	Rawatsar	B.T. Cotton	NA	NA	NA	NA
Madhya Pradesh	Khandwa	Mech-1	NA	NA	NA	NA
	Khargaon	Mech-1	NA	NA	NA	NA
Maharashtra	Amravati	Mech-1	NA	NA	1000	NA
	Jamner	Medium Staple	NA	NA	NA	NA
Uttar Pradesh	Hathras	B.T. Cotton	NA	NA	NA	NA
	Hathras	Desi	NA	NA	NA	NA
Telangana	Adilabad	Un-Ginned	NR	NA	NA	NA
Andhra Pradesh	Adoni	Medium Staple	NA	NA	NA	NA
Karnataka	Bijapur	Bunny	NR	NA	1286	297
	Hubli	D.C.H.	NR	NA	NA	NA
	Hubli	B.T. Cotton	NR	NA	NA	NA
	Raichur	H-44 Cotton	NR	NR	855	NA
Commodity	Lint		Arrivals (Quintal)	Arrivals (Quintal)	Arrivals (Quintal)	Arrivals (Quintal)
State	Centre	Variety	1-Aug-20	25-Jul-20	1-Jul-20	1-Aug-19
Punjab	Bhatinda	J-34	NA	NA	NA	NA
	Abohar	J-34	NA	NA	NA	NA
	Mansa	J-34	NA	NA	NA	NA
	Sirsa	J-34	NA	NA	NA	NA
	Sri-Ganganagar	J-34	NA	NA	NA	NA

Disclaimer

The information and opinions contained in the document have been compiled from sources believed to be reliable. The company does not warrant its accuracy, completeness and correctness. Use of data and information contained in this report is at your own risk. This document is not, and should not be construed as, an offer to sell or solicitation to buy any commodities. This document may not be reproduced, distributed or published, in whole or in part, by any recipient hereof for any purpose without prior permission from the Company. IASL and its affiliates and/or their officers, directors and employees may have positions in any commodities mentioned in this document (or in any related investment) and may from time to time add to or dispose of any such commodities (or investment). Please see the detailed disclaimer at <http://www.agriwatch.com/Disclaimer.asp> © 2020 Indian Agribusiness Systems Ltd.