

COTTON WEEKLY RESEARCH REPORT
17th Aug 2020**Domestic market summary**

Domestic market Scenario: According to CCI, the agency had witnessed good sales and sold around 35 lakh bales of cotton out the total purchased cotton since 2018-19 (113 lakh bales). The millers, exporters, MNCs, and mediators were the major buyers in the CCI sales. Current arrivals have lessened, due to which the prices stood slightly firm. According to the market sources, it is expected that around 9-10 lakh bales would arrived till July end across India reducing the arrivals to around 28,000 bales per day by the end of the July month. Where, a cumulative total from the beginning of the season is 91 lakh bales that arrived in Gujarat at an average of 16,800 bales per day in July. The India cotton exchange front month's prices stood steady, around Rs 34,208 per candy. Gujarat Shankar-6 variety cotton spot prices in Cotton Association of India stood steady around Rs.33,633 candy during the week.

Weekly Price Outlook : The average price of Kapas is likely to remain between Rs. 4700-4900/q in Rajkot while the prices in Andhra Pradesh likely to hover around Rs.4350-4750/q.

Major Market Highlights:

- Cotlook index stood strong (69.71 cents/lbs) compared to the ICE cotton future that stood weaker (62.82 cents/lbs).
- All India arrivals have reached around 10,000 bales per day.
- Indian Rupee stood steady between 74.77 and 74.9 during this week.

Market Highlights:

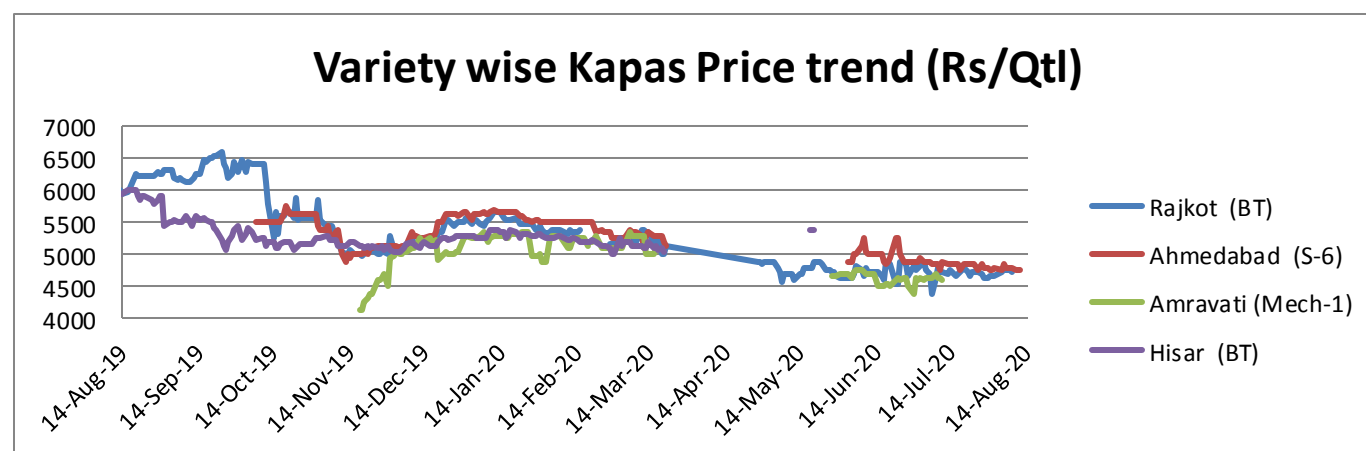
- Cotton area across India covered around 125.479 lakh ha as on 13th Aug'20 for 2020-21, down by around 1.7% compared to the total acreage under cotton last year. The cotton sowing in the northern part of India (Punjab, Haryana & Rajasthan) covered an area of 19.11 lakh ha. In Maharashtra the acreage increased to 41.45 lakh ha while in Gujarat the area is 22.7 lakh ha, down by -12% compared to corresponding time last year. In AP and Telangana, a surge in acreage is reported in both the states covering 4.99 lakh ha (+1.8%) and 23.47 lakh ha (+36.1%), respectively.
- The cotton area sown in Telangana surpassed last year's area by around 6.2 lakh ha, up by 36% compared to the previous year as on 12th Aug'20. While, the area of around 4.99 lakh ha has been covered during the same time and increased by 2% compared to the corresponding period previous year. The crop in AP and Telangana are in vegetative phase with progressive sowing in other areas. Since June after the commencement of monsoon, there has been excess rainfall in AP and normal rainfall in Telangana.

- Considering the favourable weather in India and increased area, USDA has increased the India's production estimates to 38.04 million bales (170kg per bale) in 2020-21, up by 4% from previous month's estimates. While the import trade has been reduced to 1.28 million bales from 1.41 million bales in the previous month. As the recovery in revival of the cotton industry has been sluggish, the domestic use was also declined to 28.8 million bales in Aug'20 estimates from 29.46 million bales (Jul'20 estimates). Therefore, the assumptions are made that there would be higher ending stock 28.83 million bales compared to previous month's estimates (27.29 million bales) as well as from 2019-20 (24.60 million bales).
- The continuous heavy rainfall in Punjab and Haryana left the cotton fields under submerged condition. Crop on nearly 50,000 acres in Haryana has been reported under 2 feet stagnant water condition for 2-3 days. Cotton crop on 5,000 to 6,000 acres had got destroyed in Hisar district as reported by the state official. The other districts: Bhiwani and Jind are also likely to have affected due to rains. Also, the presence of sucking pest has been reported in some parts of Mansa, and Fazilka district of Punjab.
- The cotton farmers in Jalgaon district of Maharashtra are also worried as signs of Pink Bollworm (PBW) infestation have been reported in 30-40% of the planted crop. The 70-80% crop is now in the flowering stage, the most vulnerable stage for bollworm attack. According to Cotton Association of India, cotton was sown on 5.25 lakh hectare in the region and PBW infestation has been reported on nearly 1.25-1.50 lakh hectare. Also, the early signs of pink bollworm infestation was noticed in the fields of Marathwada and Vidarbha region earlier in the month.

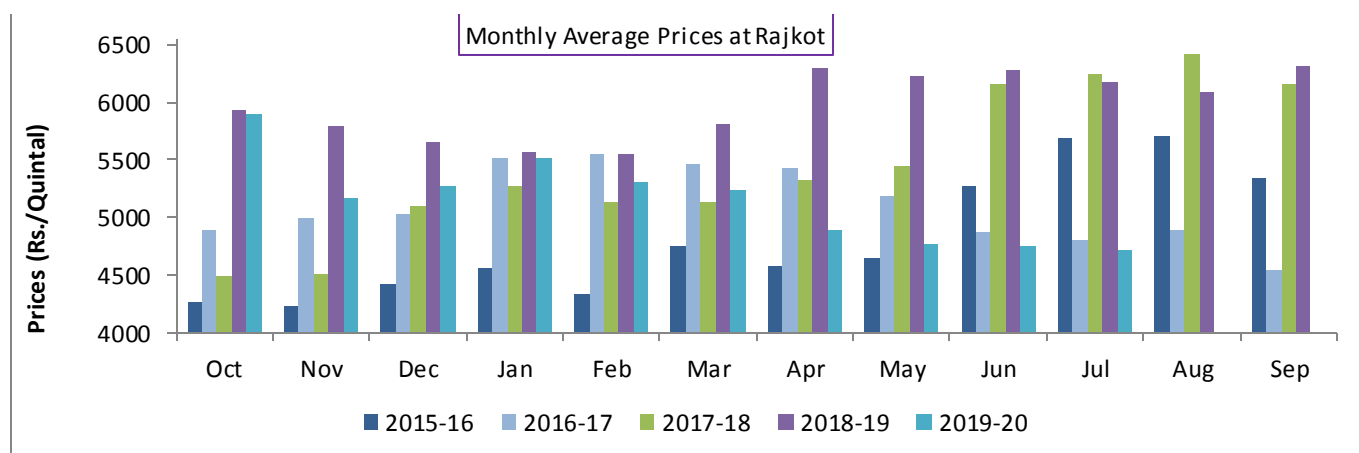
Domestic Cotton Prices Scenario

Kapas (Raw Cotton) Weekly Price Scenario

Weekly Price Review: Weekly kapas average price at Rajkot was firm at Rs. 4738/q compared to the prior week that traded slightly lower around Rs. 4724/q. The Gujarat was closed for around 4 days on the occasion of Janmashtmi.



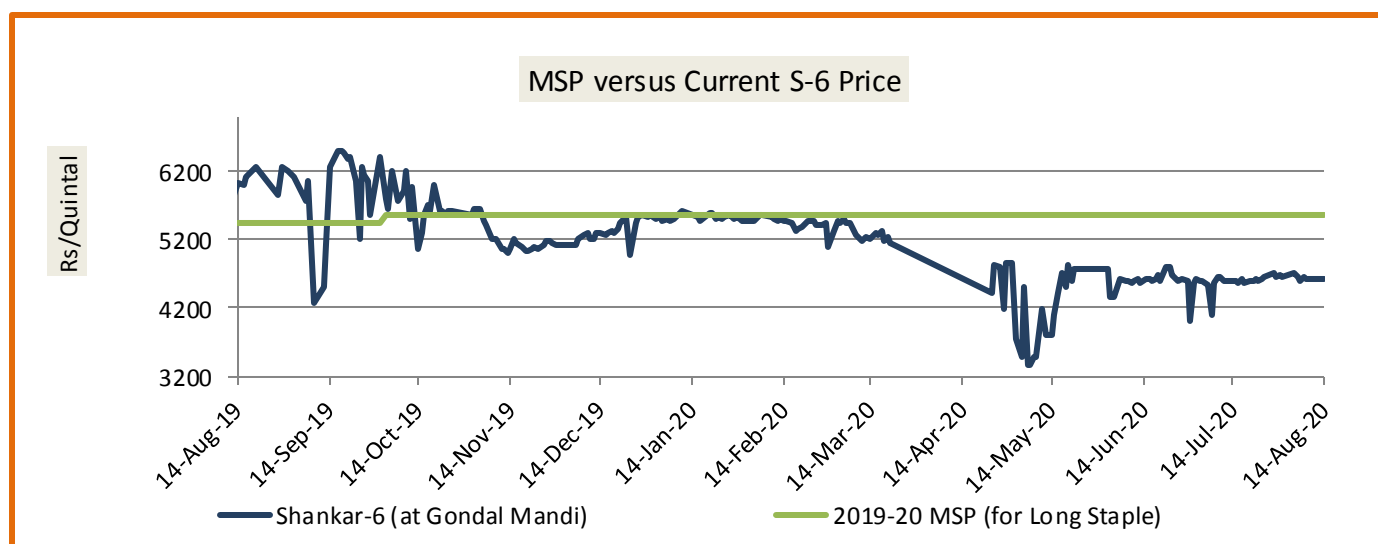
Kapas Monthly M-o-M Price Scenario



The arrivals in the month of July increased slightly. The monthly average price was ruling steady to low in July at Rs. 4713/q compared to the prices during the corresponding month of the previous season due to the lower demand this year. Monthly average price of Kapas at Rajkot remained Rs. 4754 per quintal during June, and Rs. 6177/quintal during last year in July'19. We expect Kapas prices to remain steady in August due to the lower demand across the country as well as because of increased acreage under cotton amid good rainfall.

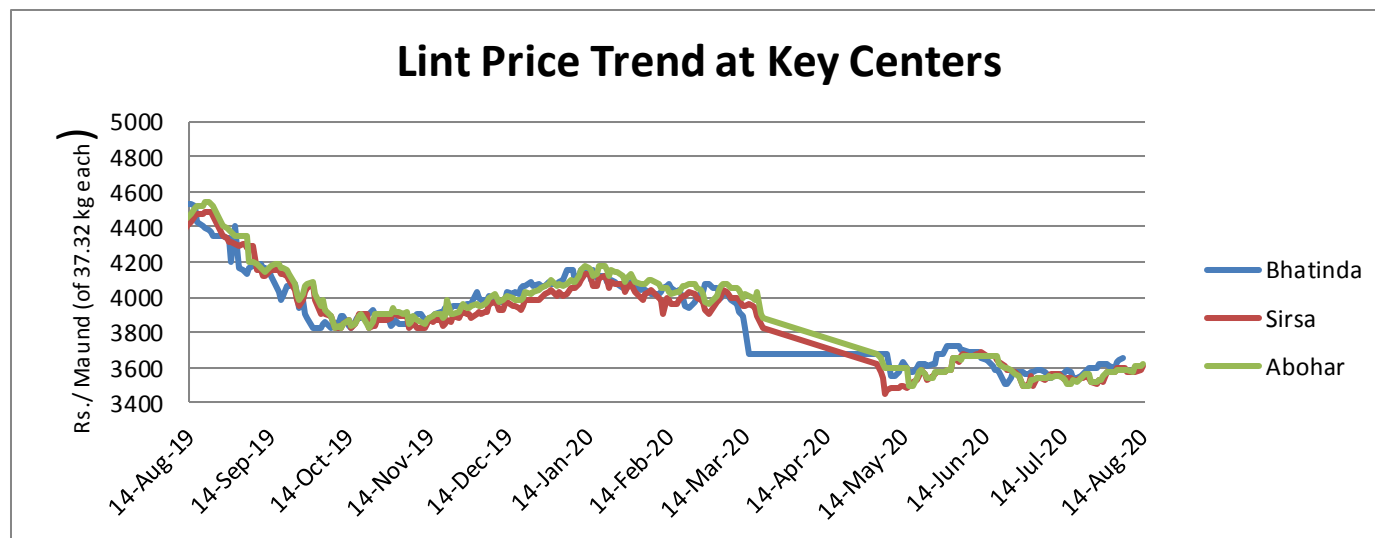
Spot Price versus MSP

The prices slightly decreased during the week ending on 13th Aug'20 in Gondal. Kapas at Gondal market closed at Rs.4643/q, decreased from prior week that stood at Rs. 4656/q. Average price in the week stood low by around Rs. 907/q from MSP (Rs.5550/q). The average gap between the spot price and MSP has decreased in the last week.



Lint price Outlook

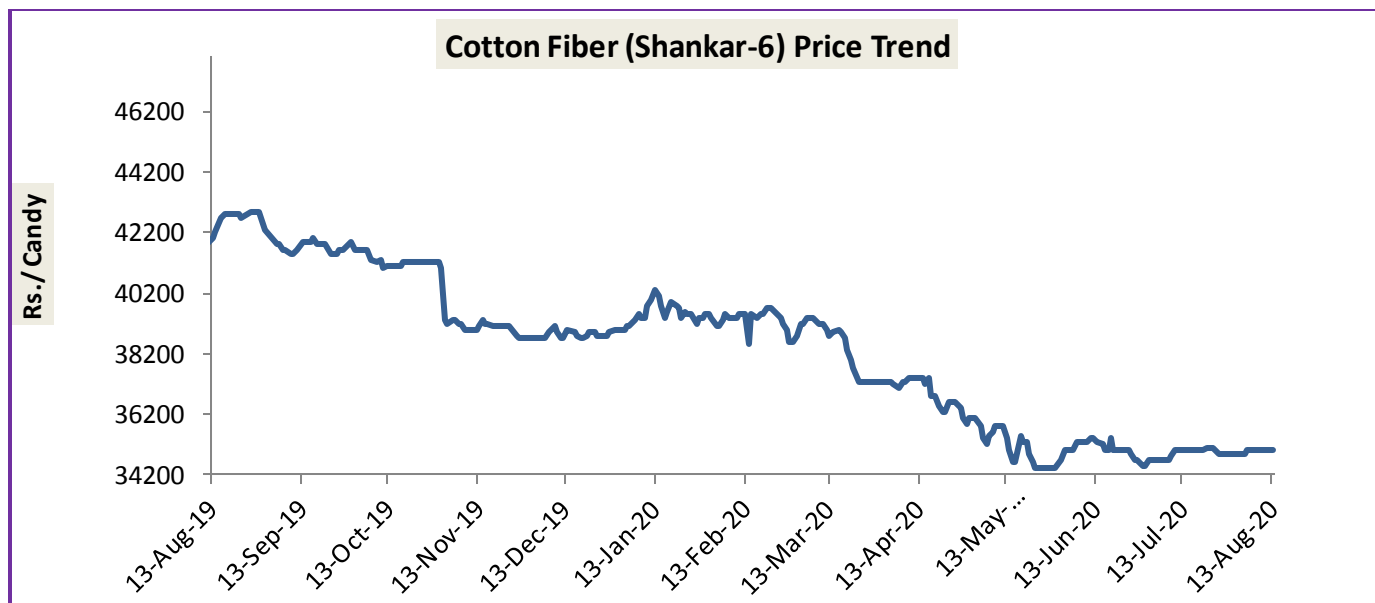
The average price stood around Rs.3584/maund of lint in Sirsa. The new arrivals are expected to commence after 2nd week of September this year. The average price in Bhatinda and Abohar in the last week stood steady around Rs.3621 and Rs. 3596/maund of 37.32 kg each respectively.



Source: Agriwatch

Cotton Fiber price Outlook

The average cotton fiber (Shankar-6) of premium quality prices was firm at Rs. 35000 /candy from around Rs. 34960/ candy compared to the previous week. The demand was steady in the international market for Indian cotton but due to the lower arrivals in the domestic market, the market was supported. Average prices were around Rs. 44,000 per candy last year during the same time. We expect cotton fiber to remain firm in range of Rs. 34000-36500 per candy in the coming week candy.



Source: Cotton Association of India (CAI)

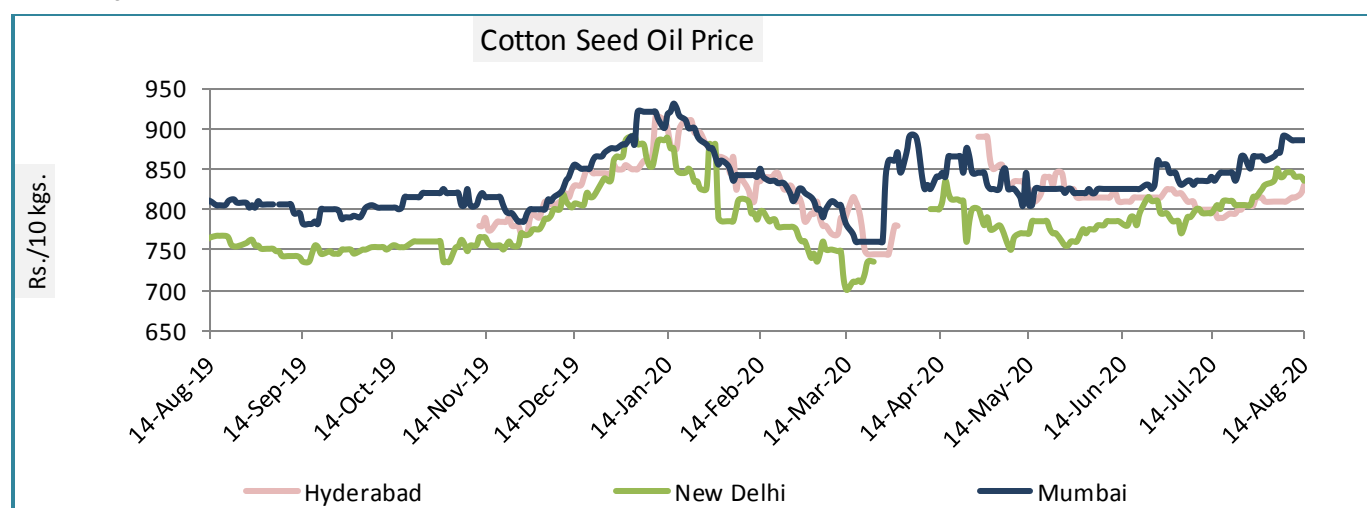
Cotton Seed Oil and Cotton Seed Oil Cake

Cotton Seed Oil weekly Price Scenario

Cotton seed oil price showed positive trend across all the centres during the week ending on 13th Aug'20. Weekly average price in Hyderabad stood steady at Rs. 825. In Mumbai the prices ranged around Rs. 883 and Rs.841 per 10 Kg in New Delhi.

	Weekly Average Price as on (Rs/10 kg.)		% Change
	13-Aug-20	06-Aug-20	
New Delhi	841	839	0.24
Rajkot	865	862	0.35
Hyderabad	825	824	0.12
Mumbai	883	881	0.23

Source: Agriwatch

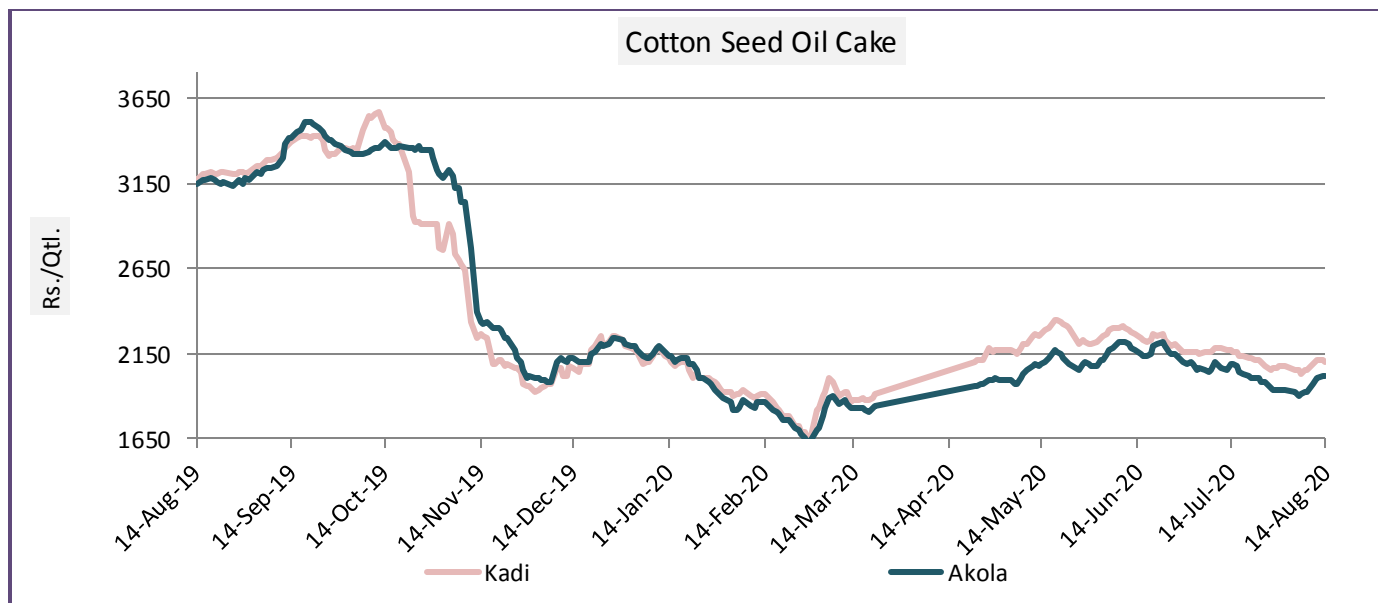


Cotton Seed Oil Cake weekly Price Scenario

The cottonseed oilcake prices were weaker during the last week. The prices in Kadi & Akola stood around Rs. 2085/q and Rs. 1967/q, respectively. The prices were supported with respect to the slight improvement in cotton prices. NCDEX Cotton seed oil cake futures ended on a firm note on Friday at Rs.1887/q against Rs. 1780/q in the prior week. NCDEX Cocudakl is now getting support at 1816 and below same could see a test of 1720 levels, and first resistance is now likely to be seen at 1957.

Centers	Weekly Average Price as on (Rs/quintal.)*		% Change
	13-Aug-20	06-Aug-20	
Kadi	2085	2054	1.49
Akola	1967	1922	2.33

Source: NCDEX



International Market Scenario

Average International ICE cotton prices stood weaker at 62.42 cents/lbs, up by 89 points at 63.71 cents/lbs during the last week. Also Cotlook A index weekly average stood firm at 69.43 cents/pound this week, which was at 69.93 cents/pound during last week.

Major Market Highlights:

- **According to USDA in Aug'20 estimates, the world production and ending stocks were higher** but lower beginning stocks, consumption & trade compared to the previous month's estimates. World production is estimated at 1.3 million bales after the production in India, US and Australia were revised higher. Expected 2020-21 world consumption is 1.2 million bales lower this month, with declines in India, China, Pakistan, Brazil, and Indonesia while increased the consumption numbers for Bangladesh and Turkey. Imports were projected lower in Pakistan, Indonesia and India, and higher in Bangladesh, Turkey, and Malaysia. This month, 2020-21 world ending stocks were projected 2.1 million bales higher than the previous month and 4.4 million bales higher than in 2019-20.

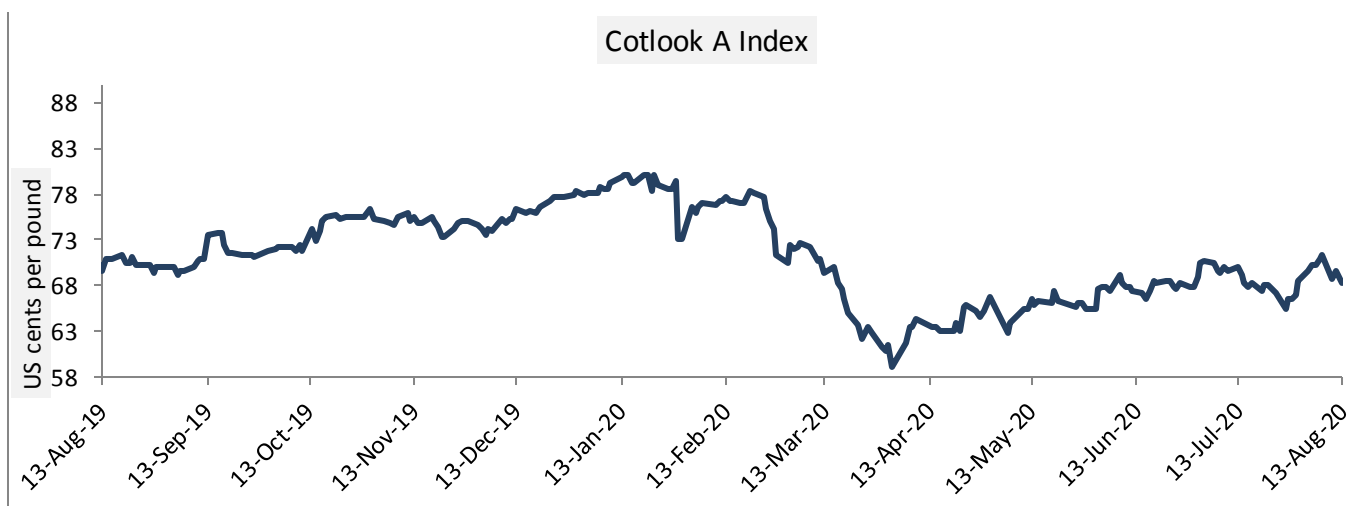
- On the basis of the NASS production forecast survey, indicates lower harvested area and higher cotton yield compared with last month's expectations.** Therefore, in the latest report released by USDA, increased the production from 22.41 million bales (170kg per bale) in 2020-21 to 23.16 million bales, +3% compared to the previous estimates. Along with the 1% increase in beginning stocks, the total supply has increased to 32.38 million bales, up by 2.7% compared to the previous months' estimates (m-o-m). While, the total demand in the country is expected to decline by 0.7% to 22.64 million bales due to the estimated fall in consumption to 3.46 million bales (-3.5%) m-o-m.
- The cotton imports by Bangladesh is expected to increase in 2020-21 season to 9.35 million bales (170kg per bale) from 8.96 million bales in 2019-20.** Annual cotton consumption in Bangladesh is 8.5 million-9 million bales of which the country imports around 1.5-2 million bales from India each year. A significant drop in demand in garments & apparel amid the global coronavirus pandemic lead to the lower imports in 2019-20. Most spinning and weaving mills were also shuttered during the March-June period due to the lockdown. The imports are significant source to run the significantly established garment & apparel as the country can supply only 3% of the country's demand. Although the demand has improved from past 1.5 months and thus the imports might rise in the coming season 2020-21.
- China is likely to produce 33.92 million bales (170kg per bale) in 2020-21, down by 2.4% year-on-year (y-o-y) as the national cotton acreage decreased by 4.15%.** According to China Cotton Association (CCA), the national cotton yield in 2020-21 is expected to increase slightly y-o-y. According to CCA forecast, the national cotton imports in 2019 will drop to 8.53 million bales, down 1.41 million bales from the previous period and USDA estimates an increase of more than 25% in 2020-21 on the account of lower domestic production. The country's ending stock is estimated to increase in 2019-20 to 47.04 million bales according to USDA amid coronavirus hit the domestic and global demand.

Cotlook A Index

Cotlook A index was firm in the last week. The Cotlook A Index was at 69.43 cents/lb higher compared to the previous week (69.93 cents/lb).

Cotlook A Index	Weekly Average Price change as on		% Change
	13-Aug-20	06-Aug-20	
Prices	69.43	69.93	-0.72
Prices in US cents per Pound			

Source: Cotlook

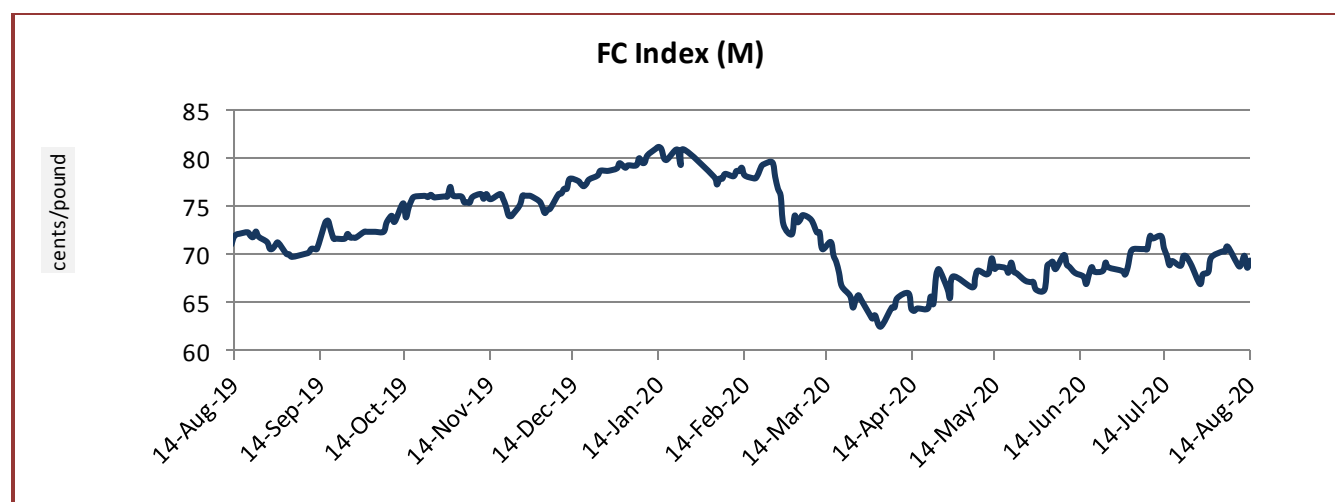


China Cotton Index and Foreign Cotton Index

Cotton Index	Weekly Average Price as on		% Change
	13-Aug-20	06-Aug-20	
FC (S)	73.48	72.26	1.69
FC (M)	70.22	69.04	1.71
FC (L)	69.28	68.10	1.74

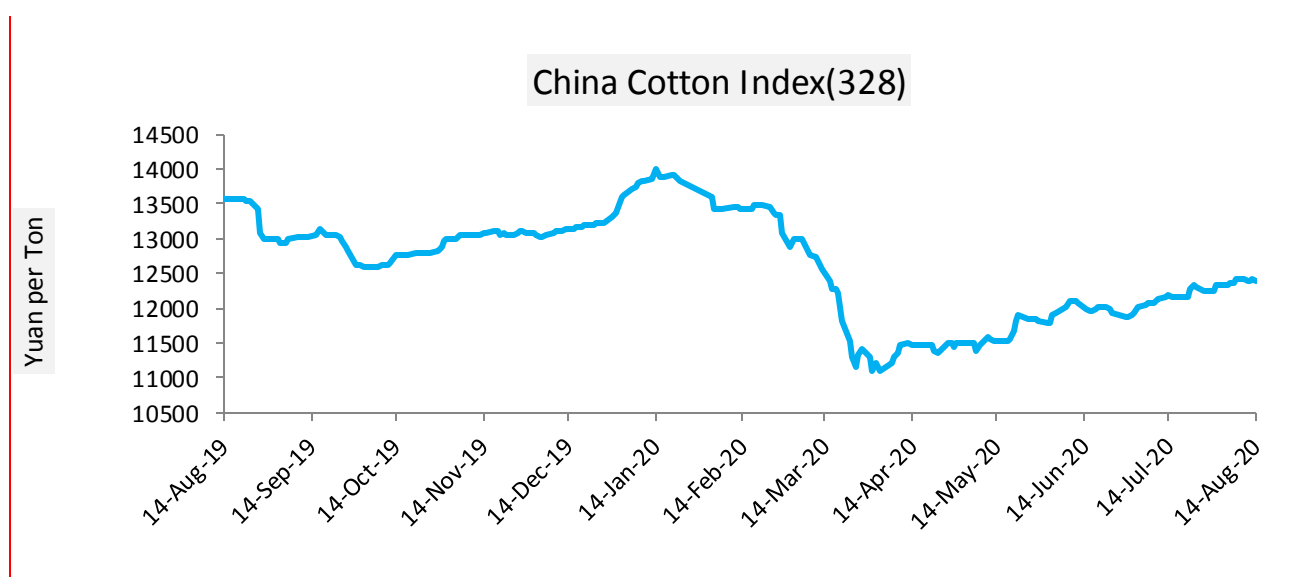
Prices in US cents per Pound

Source: China Cotton Association



Cotton Index	Weekly Average Price as on		% Change
	13-Aug-20	06-Aug-20	
CCIndex(328)	12344.00	12408.60	-0.52
CCIndex(527)	11482.75	11559.20	-0.66
CCIndex(229)	12744.25	12814.40	-0.55
Prices in Yuan per ton			

Source: China Cotton Association



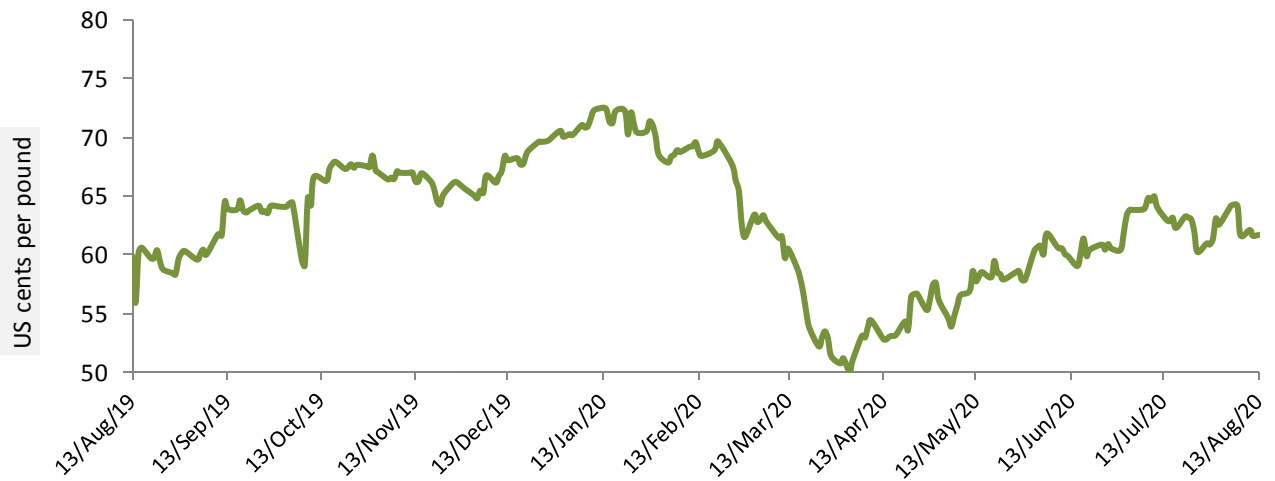
USA Spot Prices

The spot prices has gained a 3% rise in last week from its prior week. Overall USDA increased Production, So, ending stock Increased by 4 million bales. Also, dry and hot weather in top cotton producing state Texas that raised crop damage concerns, ahead of a much awaited U.S.-China meeting this weekend.

USA Spot Prices	Monthly Average Price as on		% Change
	13-Aug-20	06-Aug-20	
Prices	63.26	61.27	3.25
Prices in US cents per Pound			

Source: USDA

Daily Movement of USA Spot Price



Pakistan Spot Prices

Pakistan cotton prices stood slightly firm during last week because trading in cotton crop of new season 2020-21 has started in the cotton market. The threat of locusts attack was not controlled and has been increasing day by day. locusts have damaged cotton plants in some areas due to which cotton has to be sown two or three times in the coming days.

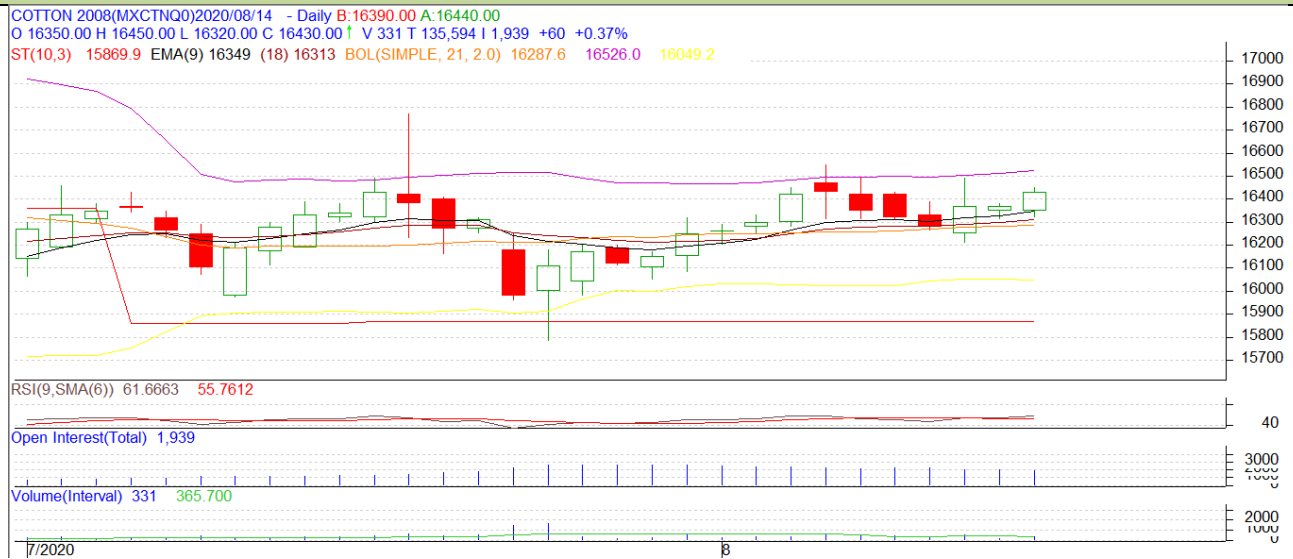
Karachi Spot Prices	Weekly Average Price as on		% Change
	13-Aug-20	06-Aug-20	
Prices	8497	8348	1.78
Prices in Rs per 37.32 Kg			

Source: Fibre2fashion.com

Commodity: Cotton
Contract: Sep

Exchange: MCX
Expiry: Aug 31, 2020

Cotton



Technical Commentary:

- Cotton 29 mm MCX Aug. contract is rising on buyer's interest.
- Relative strength indicator (RSI) is up in the neutral region.
- The price closed above moving averages.
- Price rise & open interested decreased indicating short cover.

We will advise traders to buy today.

Strategy: Buy

Intraday Supports & Resistances			S2	S1	PCP	R1	R2
Cotton	MCX	Aug	15980	16120	16430	16710	16840
			Call	Entry	T1	T2	SL
Cotton	MCX	Aug	Buy	16340	16460	16560	16268

* Do not carry-forward the position next day

Commodity: Cotton Seed oil Cake
Contract: Sep

Exchange: NCDEX
Expiry: Sep 18, 2020

Cotton



Technical Commentary:

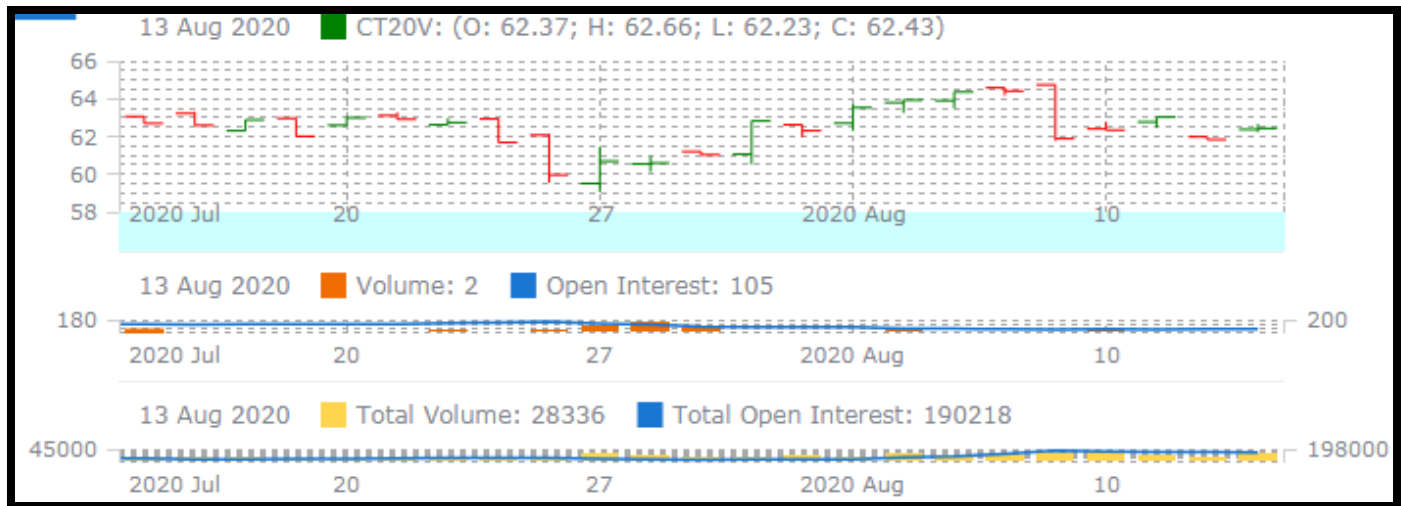
- Overall Candlestick pattern shows weak trend.
- RSI is down in the neutral region.
- Prices closed above 9 and 18 days EMAs.
- Price decreased and open interest increased indicating short buildup.

We will advise traders to sell today.

Strategy: **Sell**

Intraday Supports & Resistances			S2	S1	PCP	R1	R2
Cotton oil cake	NCDEX	Sep	1752	1797	1887	1988	2033
Intraday Trade Call			Call	Entry	T1	T2	SL
Cotton oil cake	NCDEX	Sep	Sell	1912	1877	1852	1933

* Do not carry-forward the position next day.

Technical Analysis of Cotton Future (Oct'20 Contract) at ICE


- Candlesticks denote steady to bearish movement in the market.
- Both volume & Open Interest decreased compared to last week.
- We expect cotton prices to remain steady in the coming week.

Expected Price Range During Coming month

Expected Trend	Expected Trading Band
Range bound to BearishMomentum	56-68

Expected Support and Resistance

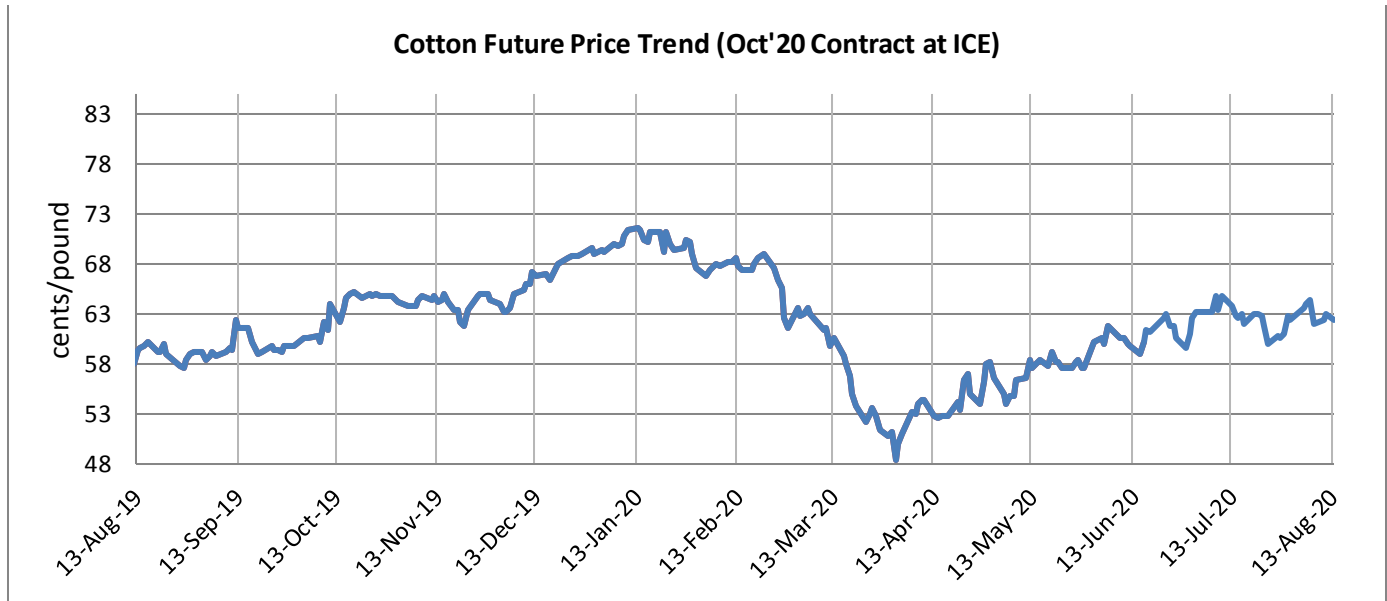
Support 1	Support 2	Resistance 1	Resistance 2
55	58	64	69

Figures in US cents/pound

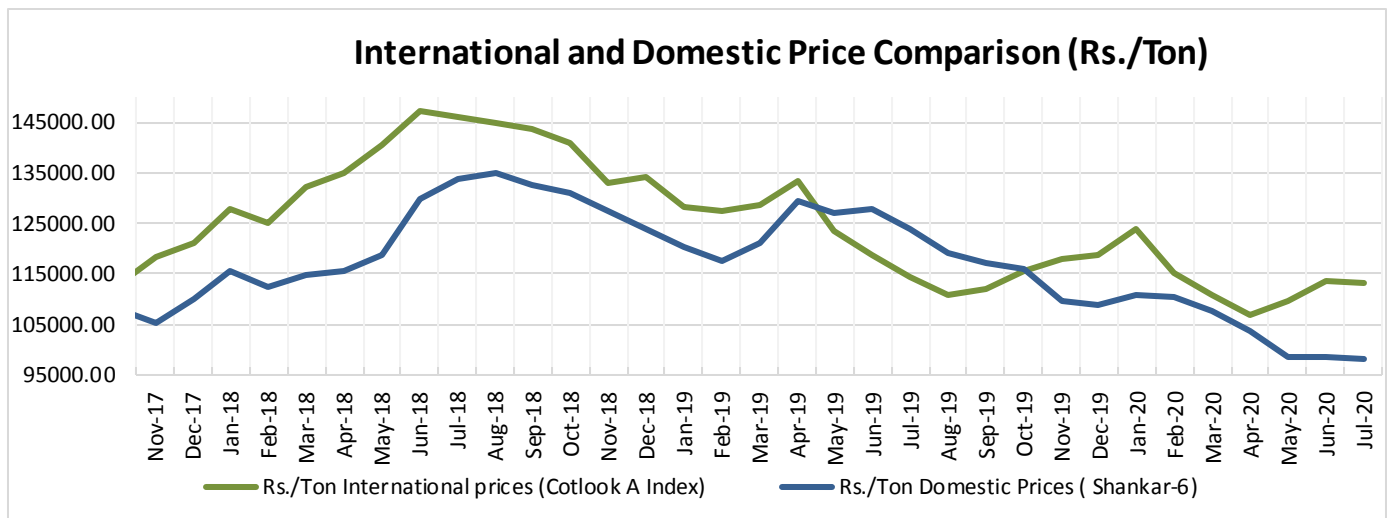
Cotton Future Prices at ICE

Cotton Prices in Future Contract on ICE						Prices in cents/Lb	
Contracts	13-Aug-20	14-Jul-20 (1 month ago)	14-May-20 (3 months ago)	15-Feb-20 (6 months ago)	13-Aug-19 (a year ago)	% Change over a month	% Change over previous year
Oct-20	62.43	62.69	57.46	69.36	59.34	-0.41	5.21
Dec-20	62.99	62.63	57.76	69.06	59.41	0.57	6.03
Mar-21	63.92	63.31	58.62	69.75	60.05	0.96	6.44
May-21	64.63	64.01	59.40	68.41	61.01	0.97	5.93
Jul-21	65.12	64.61	59.98	69.28	62.23	0.79	4.64

Future Price Trend (Active Contract):



International and Domestic Price Comparision



Cotton Prices at Key Spot Markets:

Commodity	Kapas		Weekly Average Prices (Rs./Quintal)		
State	Centre	Variety	7th Aug'20 to 13th Aug'20	31st Jul'20 to 6th Aug Jul'20	Change
Gujarat	Ahmedabad	Shankar-6	4775	4790	-15
	Gondal	Shankar-6	4643	4656	-14
	Rajkot	B.T. Cotton	4738	4724	14
	Patan	B.T. Cotton	NA	NA	-
	Kadi	B.T. Cotton	NA	NA	-
	Deesa	B.T. Cotton	NA	NA	-
	Dhrol	B.T. Cotton	#DIV/0!	3940	-
Haryana	Bhiwani	B.T. Cotton	NA	NA	-
	Bhiwani	Desi	NA	NA	-
	Adampur	B.T. Cotton	NA	NA	-
	Fatehabad	B.T. Cotton	NA	NA	-
	Jind	B.T. Cotton	NA	NA	-
	Uchana	B.T. Cotton	NA	NA	-
	Dabwali	B.T. Cotton	NA	NA	-
Rajasthan	Hanumangarh	B.T. Cotton	NA	NA	-
	Rawatsar	B.T. Cotton	NA	NA	-
Madhya Pradesh	Khandwa	Mech-1	NA	NA	-
	Khargaon	Mech-1	NA	NA	-
Maharashtra	Amravati	Mech-1	NA	NA	-
	Jamner	Medium Staple	NA	NA	-
Uttar Pradesh	Hathras	B.T. Cotton	NA	NA	-
	Hathras	Desi	NA	NA	-
Telangana	Adilabad	Un-Ginned	NA	NA	-
Andhra Pradesh	Adoni	Medium Staple	4860	4756	104
Karnataka	Bijapur	Bunny	4790	4646	144
	Hubli	D.C.H.	NA	NA	-
	Hubli	B.T. Cotton	NA	NA	-
	Raichur	H-44 Cotton	4926	4900	26
Commodity	Lint		Prices (Rs./Maund of 37.32kg each)		
State	Centre	Variety	7th Aug'20 to 13th Aug'20	31st Jul'20 to 6th Aug Jul'20	Change

Punjab	Bhatinda	J-34	NA	NA	-
	Abohar	J-34	NA	NA	-
	Mansa	J-34	NA	NA	-
Haryana	Sirsa	J-34	3584	3590	-6
Rajasthan	Sri-Ganganagar	J-34	NA	NA	-

Cotton Arrivals in Key Centers:

Commodity	Kapas		Weekly Sum Arrivals (Quintal)		
State	Centre	Variety	7th Aug'20 to 13th Aug'20	31st Jul'20 to 6th Aug Jul'20	Change
Gujarat	Ahmedabad	Shankar-6	28900	57800	-28900
	Gondal	Shankar-6	1278	3430	-2152
	Rajkot	B.T. Cotton	1000	7200	-6200
	Patan	B.T. Cotton	NA	NA	-
	Kadi	B.T. Cotton	NA	NA	-
	Deesa	B.T. Cotton	NA	NA	-
	Dhrol	B.T. Cotton	NA	24	-
Haryana	Bhiwani	B.T. Cotton	NA	NA	-
	Bhiwani	Desi	NA	NA	-
	Adampur	B.T. Cotton	NA	NA	-
	Fatehabad	B.T. Cotton	NA	NA	-
	Jind	B.T. Cotton	NA	NA	-
	Uchana	B.T. Cotton	NA	NA	-
	Dabwali	B.T. Cotton	NA	NA	-
Rajasthan	Hanumangarh	B.T. Cotton	NA	NA	-
	Rawatsar	B.T. Cotton	NA	NA	-
Madhya Pradesh	Khandwa	Mech-1	NA	NA	-
	Khargaon	Mech-1	NA	NA	-
Maharashtra	Amravati	Mech-1	NA	NA	-
	Jamner	Medium Staple	NA	NA	-
Uttar Pradesh	Hathras	B.T. Cotton	NA	NA	-
	Hathras	Desi	NA	NA	-
Telangana	Adilabad	Un-Ginned	NA	NA	-
Andhra Pradesh	Adoni	Medium Staple	50	410	-360
Karnataka	Bijapur	Bunny	1738	2421	-683
	Hubli	D.C.H.	NA	NA	-
	Hubli	B.T. Cotton	NA	NA	-

	Raichur	H-44 Cotton	554	97	457
Commodity	Lint		Weekly Sum Arrivals (Quintal)		Change
State	Centre	Variety	7th Aug'20 to 13th Aug'20	31st Jul'20 to 6th Aug Jul'20	
Punjab	Bhatinda	J-34	NA	NA	-
	Abohar	J-34	NA	NA	-
	Mansa	J-34	NA	NA	-
Haryana	Sirsa	J-34	NA	NA	-
Rajasthan	Sri-Ganganagar	J-34	NA	NA	-

Cotton Association of India Spot Rates:

Trade Name	Staple	Micronaire	Strength/ GPT	Weekly Average Prices		+/- Change
				7th Aug'20 to 13th Aug'20	31st Jul'20 to 6th Aug Jul'20	
Bengal Deshi (RG)/Assam Comilla	Below 22mm	5.0 - 7.0	15	36100	36240	-140
Bengal Deshi (SG)(201)	Below 22mm	5.0 - 7.0	15	36700	36860	-160
J-34	27mm	3.5 - 4.9	23	34140	33920	220
H-4/ MECH-1	28mm	3.5 – 4.9	27	33900	33780	120
Shankar-6	29mm	3.5 – 4.9	28	35000	34960	40
Bunny/ Brahma	31mm	3.5 - 4.9	30	36400	36400	Unch
MCU-5/ Surabhi	32mm	3.3 - 4.9	31	37500	37400	100
DCH-32	34mm	3.0 - 3.8	33	53500	53640	-140

Week on Week Price: Scenario of Cotton:

Commodity	Kapas		Today	Week Ago	Month Ago	Year Ago
State	Centre	Variety	13-Aug-20	6-Aug-20	13-Jul-20	13-Aug-19
Gujarat	Ahmedabad	Shankar-6	Closed	4800	4850	NA
	Gondal	Shankar-6	Closed	4605	4605	5500
	Rajkot	B.T. Cotton	Closed	4775	4695	5530
	Patan	B.T. Cotton	NA	NA	NA	5515
	Kadi	B.T. Cotton	NA	NA	NA	5550
	Deesa	B.T. Cotton	NA	NA	NA	NA
	Dhrol	B.T. Cotton	NA	3700	NA	NR

Haryana	Bhiwani	B.T. Cotton	NA	NA	NA	5600
	Bhiwani	Desi	NA	NA	NA	NA
	Adampur	B.T. Cotton	NA	NA	NA	5350
	Fatehabad	B.T. Cotton	NA	NA	NA	5350
	Jind	B.T. Cotton	NA	NA	NA	5700
	Uchana	B.T. Cotton	NA	NA	NA	5385
	Dabwali	B.T. Cotton	NA	NA	NA	NR
Rajasthan	Hanumangarh	B.T. Cotton	NA	NA	NA	Closed
	Rawatsar	B.T. Cotton	NA	NA	NA	Closed
Madhya Pradesh	Khandwa	Mech-1	NA	NA	NA	5491
	Khargaon	Mech-1	NA	NA	NA	5427
Maharashtra	Amravati	Mech-1	NA	NA	NA	5300
	Jamner	Medium Staple	NA	NA	NA	NA
Uttar Pradesh	Hathras	B.T. Cotton	NA	NA	NA	NA
	Hathras	Desi	NA	NA	NA	NA
Telangana	Adilabad	Un-Ginned	NR	NA	NA	5400
Andhra Pradesh	Adoni	Medium Staple	NA	4818	4659	6019
Karnataka	Bijapur	Bunny	4869	4664	NA	5929
	Hubli	D.C.H.	NR	NA	NA	NA
	Hubli	B.T. Cotton	NR	NA	NA	NA
	Raichur	H-44 Cotton	4950	NR	NR	5470
Commodity	Lint		Today	Week Ago	Month Ago	Year Ago
State	Centre	Variety	13-Aug-20	6-Aug-20	13-Jul-20	13-Aug-19
Punjab	Bhatinda	J-34	NA	NA	NA	4430
	Abohar	J-34	NA	NA	NA	4450
	Mansa	J-34	NA	NA	NA	4450
Haryana	Sirsa	J-34	3590	3600	3560	4400
Rajasthan	Sri-Ganganagar	J-34	NA	NA	NA	NA

Cotton Arrivals in Key Centers:

Commodity	Kapas		Arrivals (Quintal)	Arrivals (Quintal)	Arrivals (Quintal)	Arrivals (Quintal)
State	Centre	Variety	13-Aug-20	6-Aug-20	13-Jul-20	13-Aug-19
Gujarat	Ahmedabad	Shankar-6	Closed	10200	15300	NA
	Gondal	Shankar-6	Closed	657	740	94
	Rajkot	B.T. Cotton	Closed	2600	1500	200

	Patan	B.T. Cotton	NA	NA	NA	NA
	Kadi	B.T. Cotton	NA	NA	NA	NA
	Deesa	B.T. Cotton	NA	NA	NA	NA
	Dhrol	B.T. Cotton	NA	12	NA	NA
Haryana	Bhiwani	B.T. Cotton	NA	NA	NA	NA
	Bhiwani	Desi	NA	NA	NA	NA
	Adampur	B.T. Cotton	NA	NA	NA	NA
	Fatehabad	B.T. Cotton	NA	NA	NA	NA
	Jind	B.T. Cotton	NA	NA	NA	NA
	Uchana	B.T. Cotton	NA	NA	NA	NA
	Dabwali	B.T. Cotton	NA	NA	NA	NA
Rajasthan	Hanumangarh	B.T. Cotton	NA	NA	NA	430
	Rawatsar	B.T. Cotton	NA	NA	NA	NA
Madhya Pradesh	Khandwa	Mech-1	NA	NA	NA	NA
	Khargaon	Mech-1	NA	NA	NA	NA
Maharashtra	Amravati	Mech-1	NA	NA	NA	NA
	Jamner	Medium Staple	NA	NA	NA	NA
Uttar Pradesh	Hathras	B.T. Cotton	NA	NA	NA	NA
	Hathras	Desi	NA	NA	NA	NA
Telangana	Adilabad	Un-Ginned	NR	NA	NA	NA
Andhra Pradesh	Adoni	Medium Staple	NA	NA	NA	NA
Karnataka	Bijapur	Bunny	112	806	0	111
	Hubli	D.C.H.	NR	NA	NA	NA
	Hubli	B.T. Cotton	NR	NA	NA	NA
	Raichur	H-44 Cotton	187	NR	NR	NA
Commodity	Lint		Arrivals (Quintal)	Arrivals (Quintal)	Arrivals (Quintal)	Arrivals (Quintal)
State	Centre	Variety	13-Aug-20	6-Aug-20	13-Jul-20	13-Aug-19
Punjab	Bhatinda	J-34	NA	NA	NA	NA
	Abohar	J-34	NA	NA	NA	NA
	Mansa	J-34	NA	NA	NA	NA
	Sirsa	J-34	NA	NA	NA	NA
	Sri-Ganganagar	J-34	NA	NA	NA	NA

NA

Disclaimer

The information and opinions contained in the document have been compiled from sources believed to be reliable. The company does not warrant its accuracy, completeness and correctness. Use of data and information contained in this report is at your own risk. This document is not, and should not be construed as, an offer to sell or solicitation to buy any commodities. This document may not be reproduced, distributed or published, in whole or in part, by any recipient hereof for any purpose without prior permission from the Company. IASL and its affiliates and/or their officers, directors and employees may have positions in any commodities mentioned in this document (or in any related investment) and may from time to time add to or dispose of any such commodities (or investment). Please see the detailed disclaimer at <http://www.agriwatch.com/Disclaimer.asp> © 2020 Indian Agribusiness Systems Ltd.