

**COTTON WEEKLY RESEARCH REPORT**  
**7<sup>th</sup> Sep 2020****Domestic market summary**

**Domestic market Scenario:** Indian physical market likely to remain range bound. The new kapas arrivals have started in few area in North India at the rate of 400-500 bales per day. The arrivals would pick pace in October'20. The kapas prices should increase from October due to the hike in MSP announced by the government earlier. The weather plays an important role at present; as the excess rains have damaged the crop in the main cotton growing belts in Haryana, Punjab, Telangana and Gujarat that could delay the arrivals in the new season, thus, the prices might surge from the present range. Exporters remained active buyers in domestic market. CCI and the Federation have sold around 58 lakh bales from the purchased cotton stock. The Indian cotton exchange front month's prices stood firm, around Rs 36,994 per candy. Gujarat Shankar-6 variety cotton spot prices stood firm around Rs.36,100 candy during the week.

**Weekly Price Outlook :** The average price of Kapas is likely to remain between Rs. 4800-5150/q in Rajkot while the prices in Andhra Pradesh likely to hover around Rs.4750-5000/q.

**Major Market Highlights:**

- Traders are waiting for the new the new arrivals. Strong rupee has slightly affected the exports during the week.
- Cotlook index stood at 70.86 cents/lbs and the ICE cotton future also stood slightly weak (64.23 cents/lbs) in last week.
- Daily all India arrival is now 12,000 to 15,000 bales per day.
- Indian Rupee stood strong between 72.86 and 73.61 during this week.

**Market Highlights:**

- **Cotton has been sown across India in around 128.41 lakh ha as of 27<sup>th</sup> Aug'20 for 2020-21**, very close to the total acreage under cotton last year. The cotton sowing in the northern part of India (Punjab, Haryana & Rajasthan) covered an area of 19.36 lakh ha. In Maharashtra, around 42.02 lakh ha and in Gujarat the area under 22.77 lakh ha is covered by cotton sowing, down by -5.2% and -14.7%, respectively compared to last year's total acreage. The area in Andhra Pradesh is still lagging behind by 15.8% covering 5.39 lakh ha as of 27<sup>th</sup> Aug'20. While Telangana has reported the maximum surge of 28.2% (23.85 lakh ha) in area this year because of state government's support to the farmers.
- **The agriculture officials have found the presence of Pink Bollworm (PBW) in cotton in Bhatinda, Punjab on around 100 acres so far.** It seems to have originated from the empty cotton bolls that were discarded from the

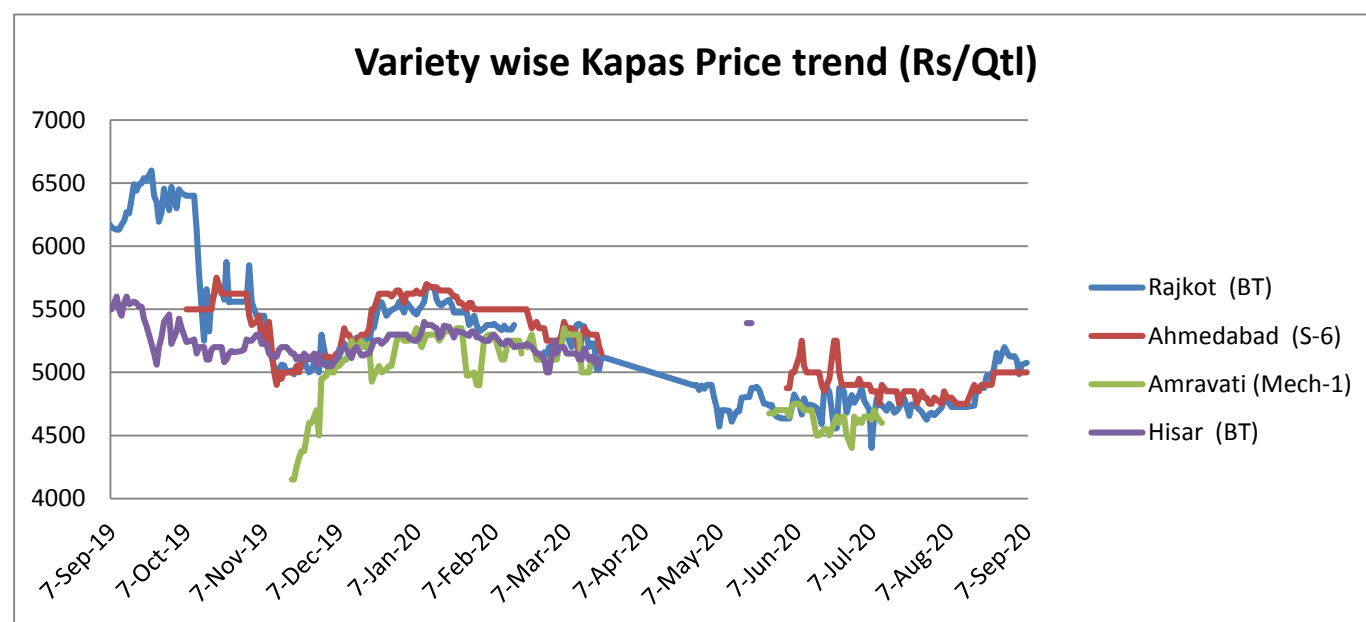
ginning mills after removing fiber that were in close proximity to the cotton fields. Earlier, PBW has appeared in some parts of Maharashtra in Nanded, Parbhani, Vidarbha and Khandesh and Telangana to some extent. The PBW infestation has not yet crossed ETL levels. The pest infestation was observed in the regions where the farmers opted for early planting. However, estimating the extent of damage will have to wait until a clearer picture emerges when the rain stops.

- The cotton belts in Gujarat have received prolonged spell of rain that caused a threat to affect the crop yield.** Cotton is at the flowering stage and continuous rainfall can cause serious damage in the next stage of the crop growth in boll formation as the crop at this stage needs sunny days. The coming days are very crucial for the good yield and the continuous rainfall can delay the crop harvesting too.
- The white fly presence on cotton crop was witnessed in Haryana after the spells of rain.** Traces have been found initially in Hisar, Sirsa, Fatehabad, Jind and Bhiwani districts in last two weeks of August. According to the market sources, crop in around 15-20 villages in Hisar is likely to get affected by around 10%. Also, the crop damage is witnessed in Sirsa and Fatehabad by around 15% and 20% crop loss, respectively.

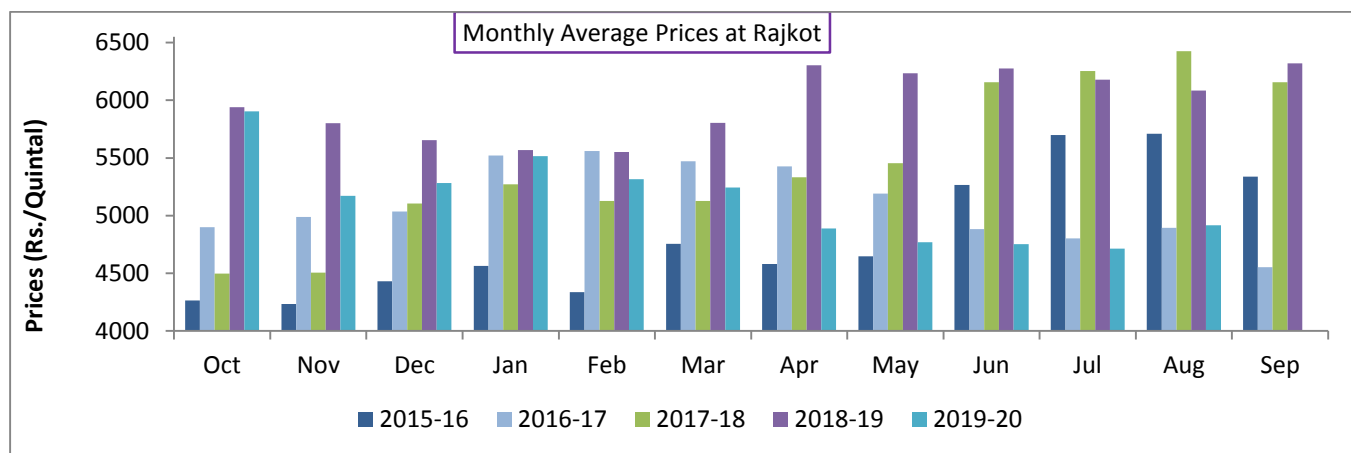
## **Domestic Cotton Prices Scenario**

### **Kapas (Raw Cotton) Weekly Price Scenario**

**Weekly Price Review:** Weekly kapas average price at Rajkot was firm at Rs. 5138/q compared to the prior week that traded lower at Rs. 5014/q.



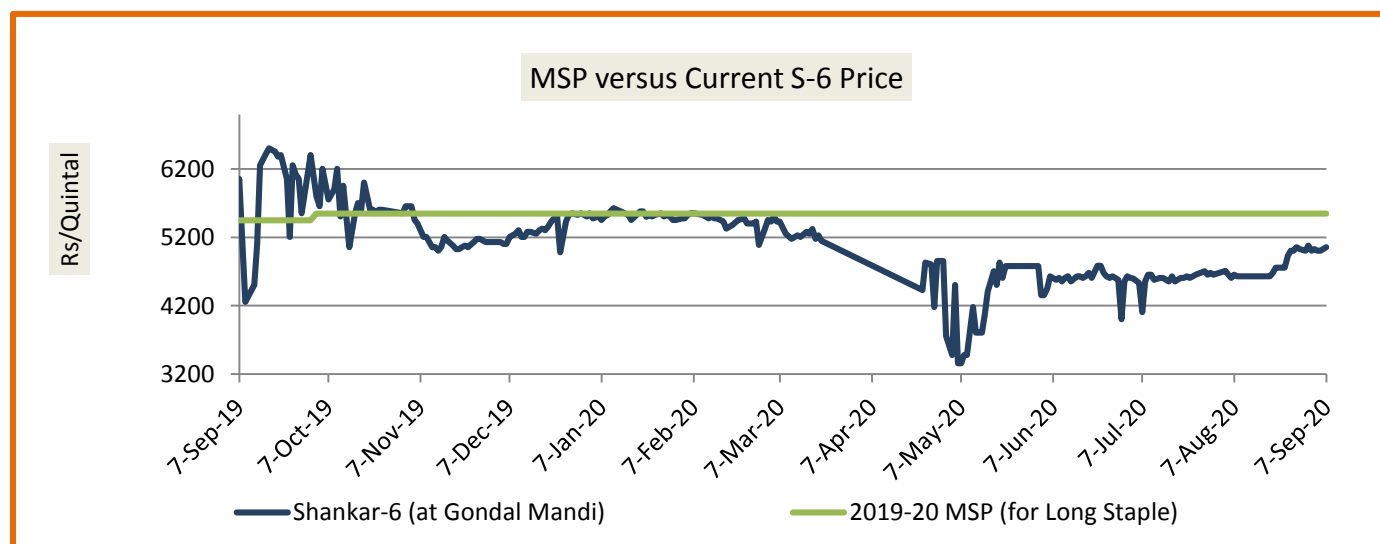
### Kapas Monthly M-o-M Price Scenario



The arrivals in the month of Aug declined due to the cornering of the season end. The monthly average price was firm in Aug at Rs. 4916/q compared to the prices during the corresponding month of the previous season due to the lower demand this year. Monthly average price of Kapas at Rajkot remained Rs. 4713 per quintal during July'20, and Rs. 6083/quintal during last year in Aug'19. Gujarat's farmers have diverted from cotton to grow groundnut so Gujarat cotton sowing reduced to 5% to stay below 23 lakh hectares.

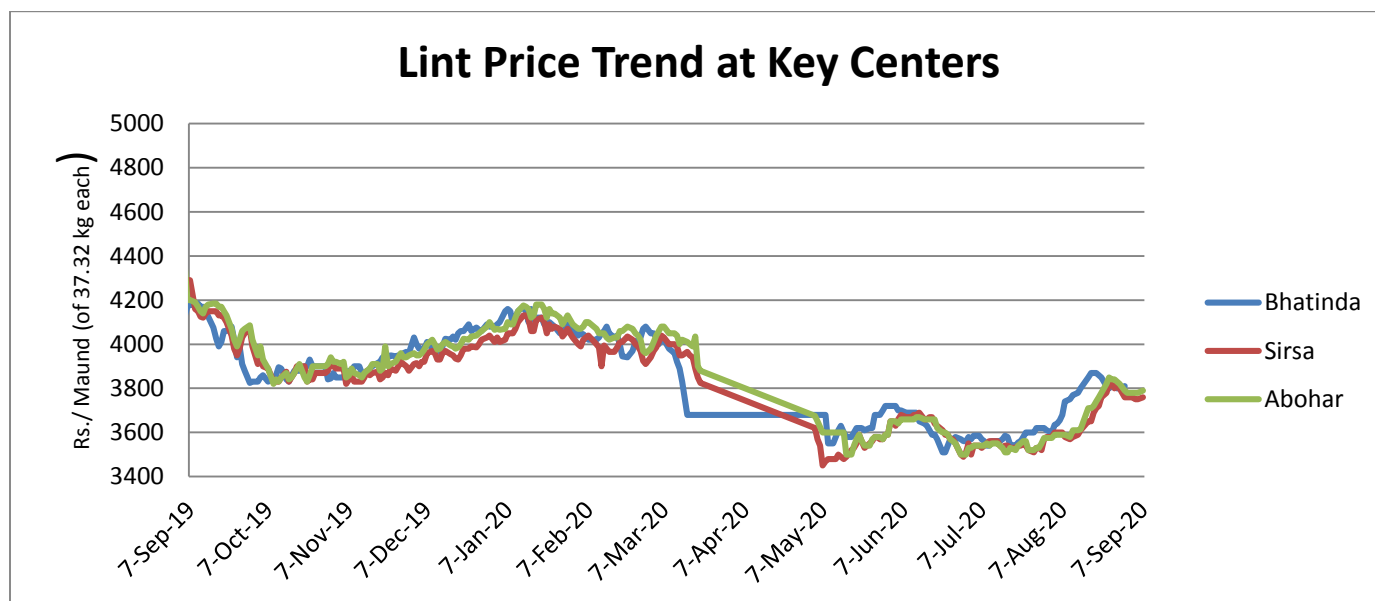
### Spot Price versus MSP

The prices slightly increased during the week ending on 3<sup>rd</sup> Sep'20 in Gondal. Kapas at Gondal market closed at Rs.5034/q, increased from prior week that stood at Rs. 4868/q. Average price in the week stood firm by around Rs. 515/q from MSP (Rs.5550/q). The average gap between the spot price and MSP has decreased in the last week.



## Lint price Outlook

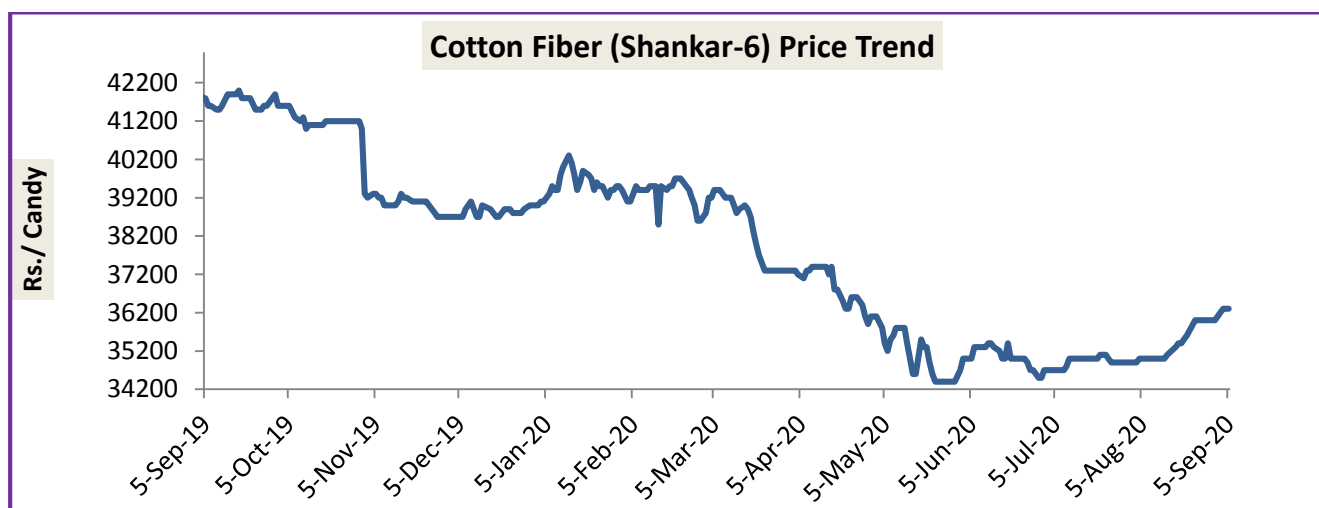
The average price remained steady to low around Rs.3775/maund of lint in Sirsa. The new arrivals of poor quality have started arriving in the market. The average price in Bhatinda and Abohar in the last week stood firm around Rs.3823 and Rs. 3796/maund of 37.32 kg each respectively.



Source: Agriwatch

## Cotton Fiber price Outlook

The average cotton fiber (Shankar-6) of premium quality prices was firm at Rs. 36100 /candy from around Rs. 35920/ candy compared to the previous week. The hike in prices by CCI on cotton sales made the market firm. Average price were around Rs. 42,520 per candy last year during the same time. We expect cotton fiber to remain steady in range of Rs. 35000-37500 per candy in the coming week candy.



Source: Cotton Association of India (CAI)

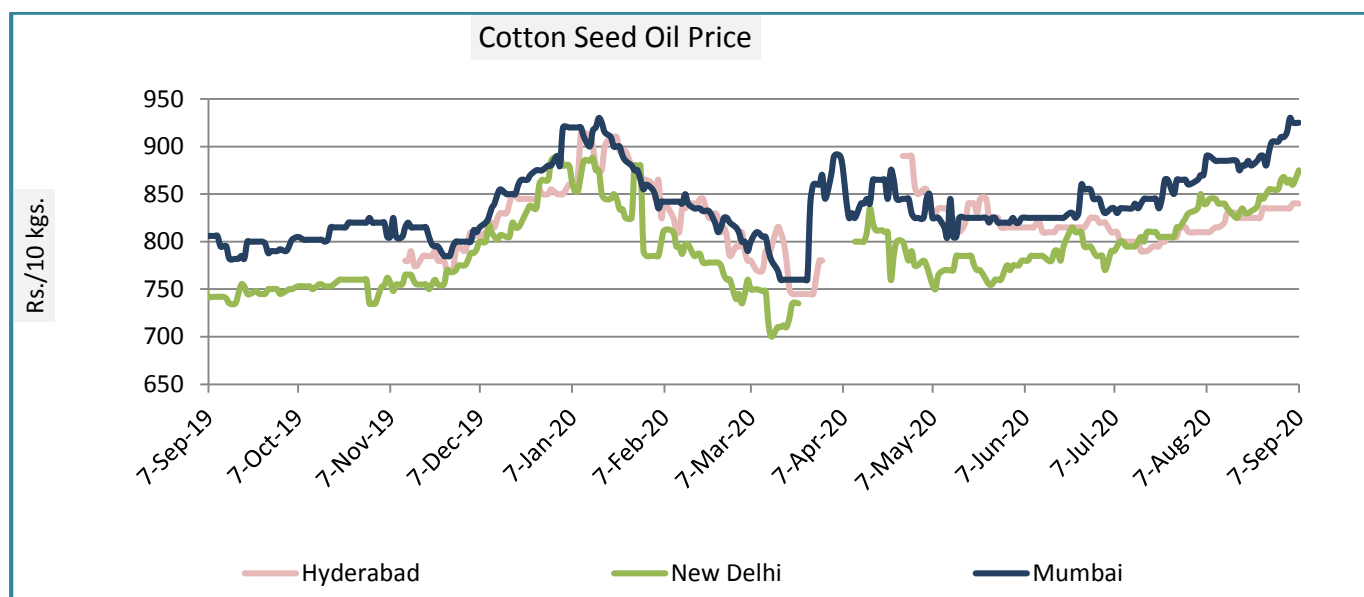
## Cotton Seed Oil and Cotton Seed Oil Cake

### Cotton Seed Oil weekly Price Scenario

Cotton seed oil price showed firm trend across all the centres during the week ending on 3<sup>rd</sup> Sep'20. Weekly average price in Hyderabad stood firm at Rs. 839. In Mumbai the prices ranged around Rs. 919 and Rs.862 per 10 Kg in New Delhi.

	Weekly Average Price as on (Rs/10 kg.)		% Change
	03-Sep-20	27-Aug-20	
<b>New Delhi</b>	862	845	2.03
<b>Rajkot</b>	905	881	2.74
<b>Hyderabad</b>	839	836	0.40
<b>Mumbai</b>	919	894	2.80

Source: Agriwatch



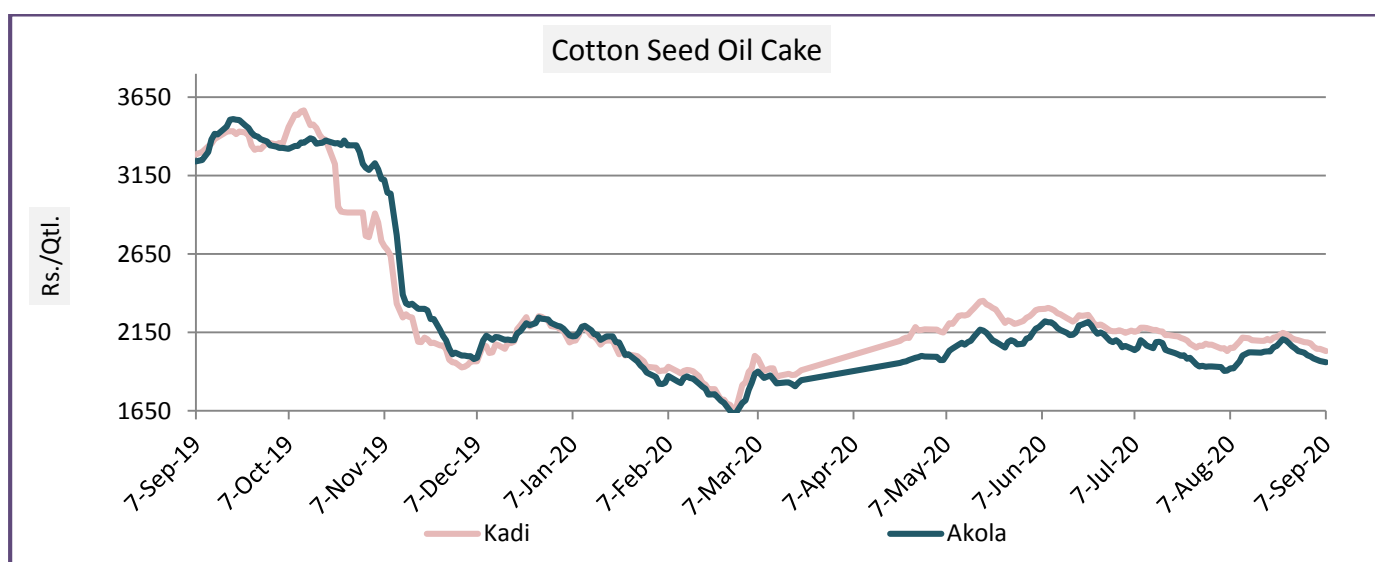
### Cotton Seed Oil Cake weekly Price Scenario

The prices in Kadi were down by 1.92% in Kadi to Rs. 2087/q and down by 3% in Akola to around Rs. 2014/q. The cottonseed oilcake spot prices remained weak in August as the expectation of elevated kapas supplies in the coming season led prices to fall by 1-2% over previous month. Prices may not correct sharply and in fact, are likely to remain under pressure in the near term if the weather remains conducive for the crop. While NCDEX Cotton seed oil cake futures ended on a weak note on Monday at Rs. 1788/q against Rs. 1880/q in the prior week amid the expectations

of higher crop in the coming season. NCDEX Cocudakl is now getting support at 1700 and first resistance is now likely to be seen at 1880.

Centers	Weekly Average Price as on (Rs/quintal.)*		% Change
	03-Sep-20	27-Aug-20	
Kadi	2087	2128	-1.92
Akola	2014	2078	-3.06

Source: NCDEX



### **International Market Scenario**

Average International ICE cotton prices stood weak at 64.23 cents/lbs, up by 0.48 points from 64.72 cents/lbs during the last week. Also Cotlook A index weekly average stood slightly weaker at 70.86 cents/pound this week, which was at 70.95 cents/pound during last week.

### **Major Market Highlights:**

- **ICE front month futures rose by around 2% in Aug'20 month compared in July'20.** The average of ICE July contract stood high around 63.64 cents/lbs in Aug, up by 106 points compared to the average price that stood in July around 62.58 cents/lbs. Hurricane Laura soaked the western half of the Mid-South last week, causing significant crop condition declines in both Louisiana and Arkansas. The market has strengthened based on continued uncertainty about the size of the US crop, good export reports, and increased optimism for US-China trade relations.

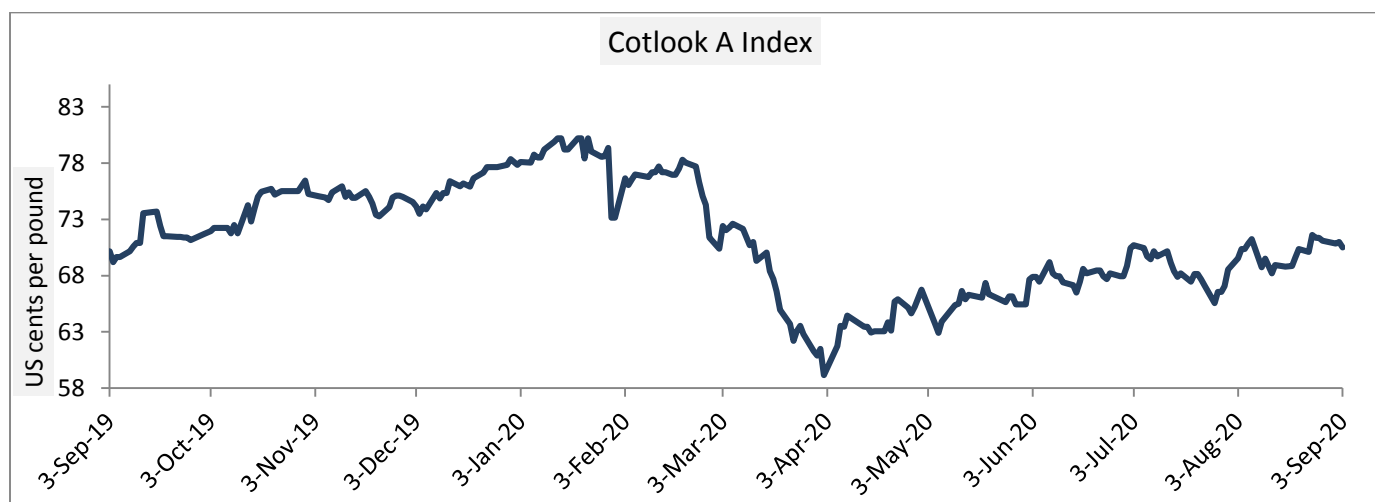
- China cotton yarn imports are estimated to increase by 7.4% to 1.51 LT in Jul'20** compared to the previous month. According to foreign shipment data in June, cotton yarn imports of China from Vietnam in Jul are estimated at 70,400 tonnes followed by India 20,000 tonnes, from Pakistan 25,200 tonnes, Uzbekistan 15,000 tonnes, and from other regions and countries at 20,000 tonnes. It is expected that the demand in August likely to remain stagnant as the operating rate of fabric mills declined. The high inventory and lack of demand may put pressure on yarn prices in the country.
- U.S. Export Sales were good from last week. Net UPLAND sales of 1,31,500 RB for 2020- 2021** primarily for China (61,400 RB, including decreases of 26,400 RB), Vietnam (30,200 RB, including 1,400 RB switched from South Korea, 700 RB switched from Japan, and decreases of 4,900 RB), Turkey (17,000 RB), Pakistan (16,700 RB, including decreases of 200 RB), and Indonesia (3,700 RB, including 3,100 RB switched from Japan), and reductions for Japan (4,000 RB), Taiwan (500 RB), Malaysia (200 RB), and El Salvador (200 RB).

### Cotlook A Index

Cotlook A index was firm in the last week. The Cotlook A Index was at 70.95 cents/lb higher compared to the previous week (69.05 cents/lb).

Cotlook A Index	WeeklyAverage Price change as on		% Change
	03-Sep-20	27-Aug-20	
Prices	70.86	70.95	-0.12
Prices in US cents per Pound			

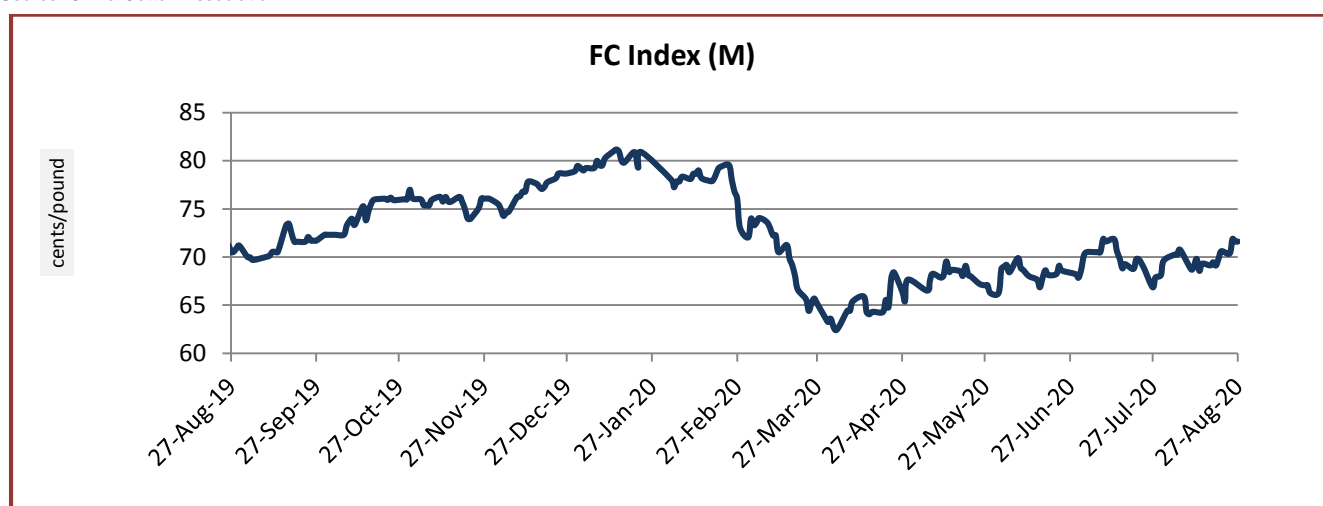
Source: Cotlook



### China Cotton Index and Foreign Cotton Index

Cotton Index	Weekly Average Price as on		% Change
	03-Sep-20	27-Aug-20	
FC (S)	74.26	72.57	2.32
FC (M)	71.20	69.37	2.63
FC (L)	70.25	68.42	2.67
Prices in US cents per Pound			

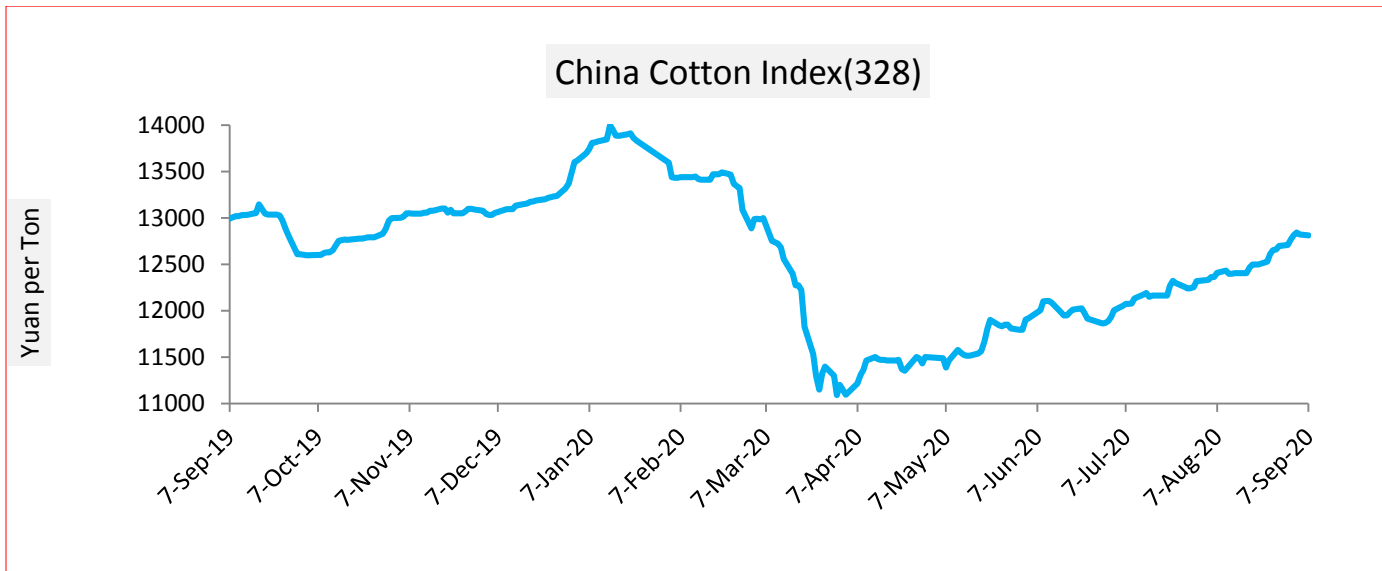
Source: China Cotton Association



Cotton Index	Weekly Average Price as on		% Change
	03-Sep-20	27-Aug-20	
CCIndex(328)	12766.00	12590.00	1.40
CCIndex(527)	11807.80	11690.40	1.00
CCIndex(229)	13105.00	12982.60	0.94
Prices in Yuan per ton			

Source: China Cotton Association



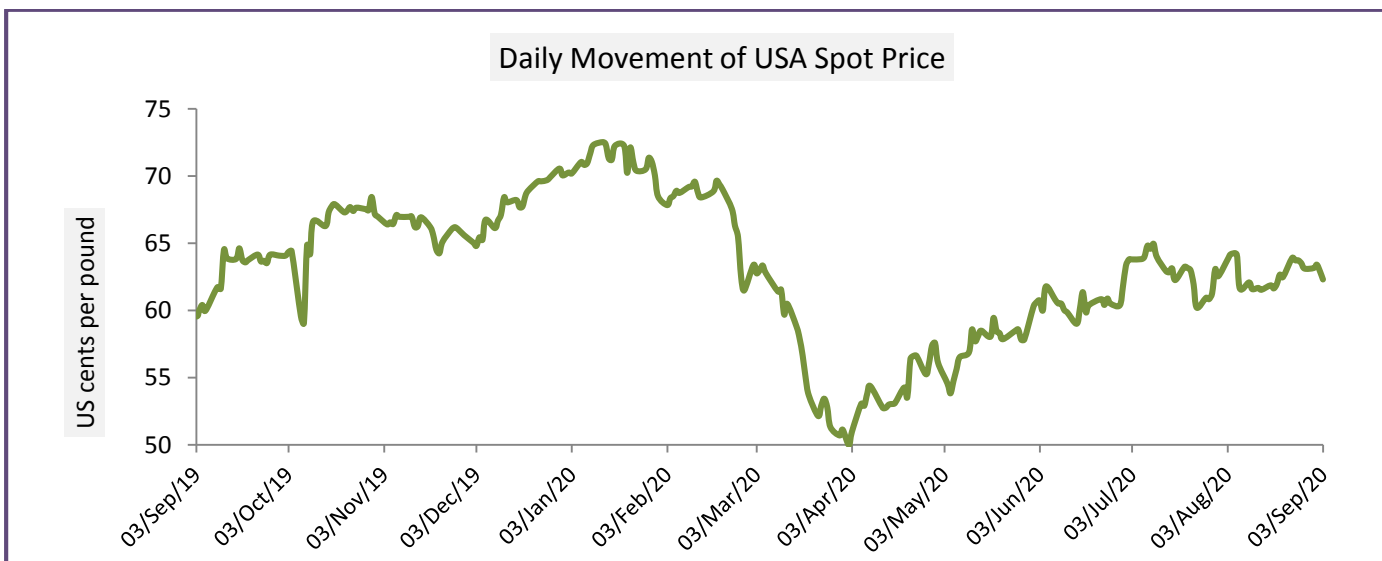


### USA Spot Prices

Sales were 174,300 bales including 80,500 bales to Vietnam and a net 49,100 bales to China (232,100 bales in new sales but reductions by 183,000 bales in cancellations). Overall, as of August 30, the crop was 28% poor to very poor and 44% good to excellent. This compares to 25% and 46% respectively for a week earlier. Texas is 42% poor to very poor compared to 37% a week earlier.

USA Spot Prices	Monthly Average Price as on		% Change
	03-Sep-20	27-Aug-20	
Prices	62.99	63.47	-0.77
Prices in US cents per Pound			

Source: USDA



## Pakistan Spot Prices

The raw cotton prices in Pakistan during the first week of September increased gradually crossing Rs. 9100 per maund (37.32kg). The rain-related disruptions in cotton harvest triggered price hike in the local markets, growers and ginners. The heavy rains declined the supply and the quality of lint declined especially in Sindh. Therefore, the traders shifted their buying from Sindh to Punjab that surged the prices in Punjab. According the Pakistan officials, rainwater affected around 20-22 percent of the standing crops.

Karachi Spot Prices	Weekly Average Price as on		% Change
	03-Sep-20	27-Aug-20	
Prices	8900	8730	1.95
Prices in Rs per 37.32 Kg			

Source: Fibre2fashion.com

**Commodity: Cotton**  
**Contract: Oct**

**Exchange: MCX**  
**Expiry: Oct 30, 2020**

### Cotton



### Technical Commentary:

- Cotton 29 mm MCX Oct. contract is falling at last trading hours of the day.
- Relative strength indicator (RSI) is down in the neutral region.
- The price closed near moving averages.
- Both price & open interested declined indicating long liquidation phase.

We will advise traders to sell today.

**Strategy: Sell on Rise**

Intraday Supports & Resistances	S2	S1	PCP	R1	R2
---------------------------------	----	----	-----	----	----

Cotton	MCX	Oct	17120	17200	17520	17750	17870
			<b>Call</b>	<b>Entry</b>	<b>T1</b>	<b>T2</b>	<b>SL</b>
Cotton	MCX	Oct	<b>Sell</b>	17530	17410	17310	17602

\* Do not carry-forward the position next day

**Commodity: Cotton Seed oil Cake**

**Contract: Sep**

**Exchange: NCDEX**

**Expiry: Sep 18, 2020**

### Cotton



### Technical Commentary:

- Overall Candlestick pattern shows downtrend.
- RSI is down in the neutral region.
- Prices closed below 9 and 18 days EMAs.
- Price and open interest are downside indicating long liquidation phase in the market.

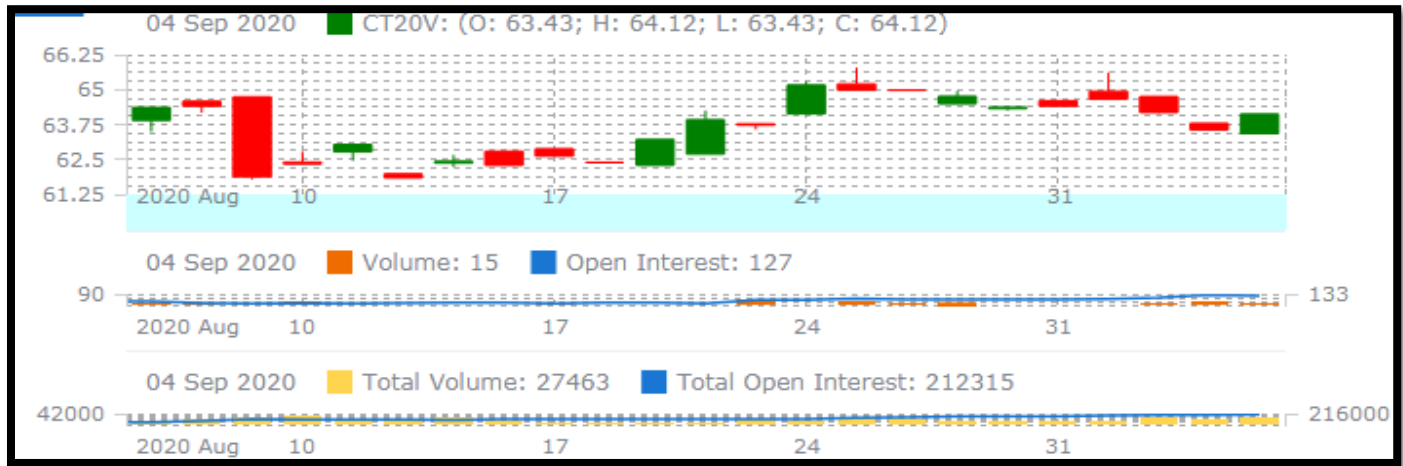
We will advise traders to sell today.

**Strategy: Sell on Rise**

Intraday Supports & Resistances			S2	S1	PCP	R1	R2
Cotton oil cake	NCDEX	Sep	1684	1734	1802	1925	1975
Intraday Trade Call			Call	Entry	T1	T2	SL
Cotton oil cake	NCDEX	Sep	<b>Sell</b>	1810	1775	1750	1831

\* Do not carry-forward the position next day.

### Technical Analysis of Cotton Future (Oct'20 Contract) at ICE



- Candlesticks denote consolidation in the market.
- Both total volume & Open Interest increased compared to last week.
- We expect cotton prices to remain steady in the coming week.

#### Expected Price Range During Coming month

Expected Trend	Expected Trading Band
Range bound to Bearish Momentum	63.7-65.79

#### Expected Support and Resistance

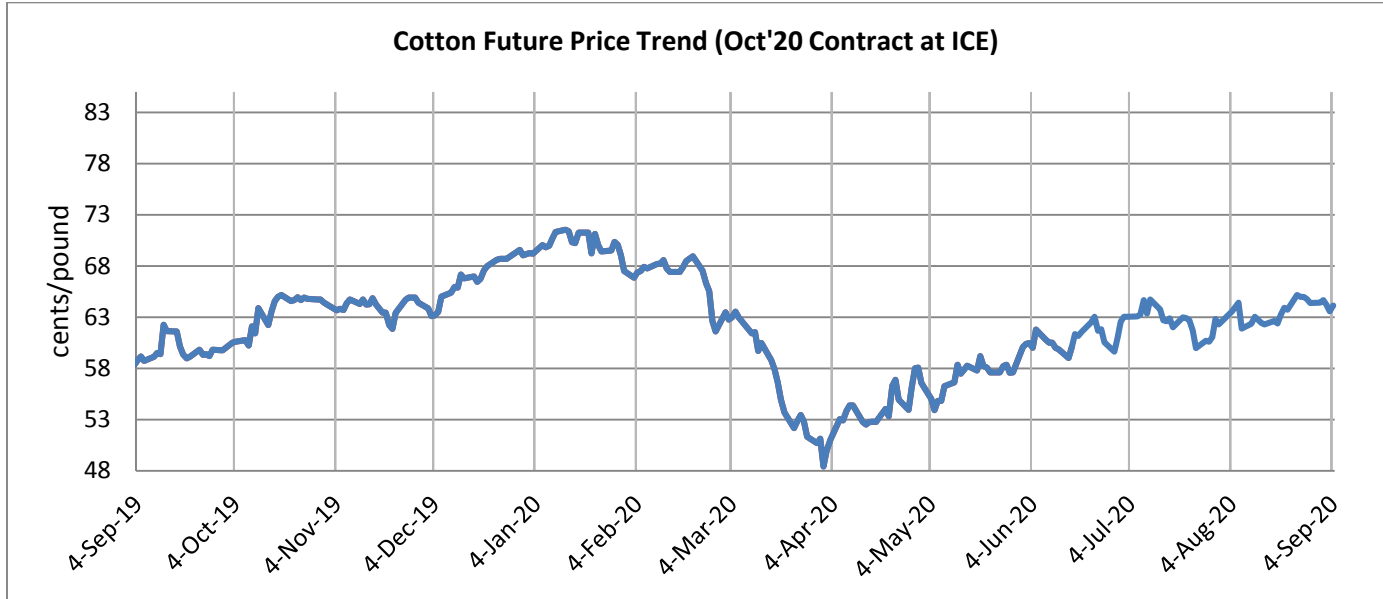
Support 1	Support 2	Resistance 1	Resistance 2
61	63	66	69

Figures in US cents/pound

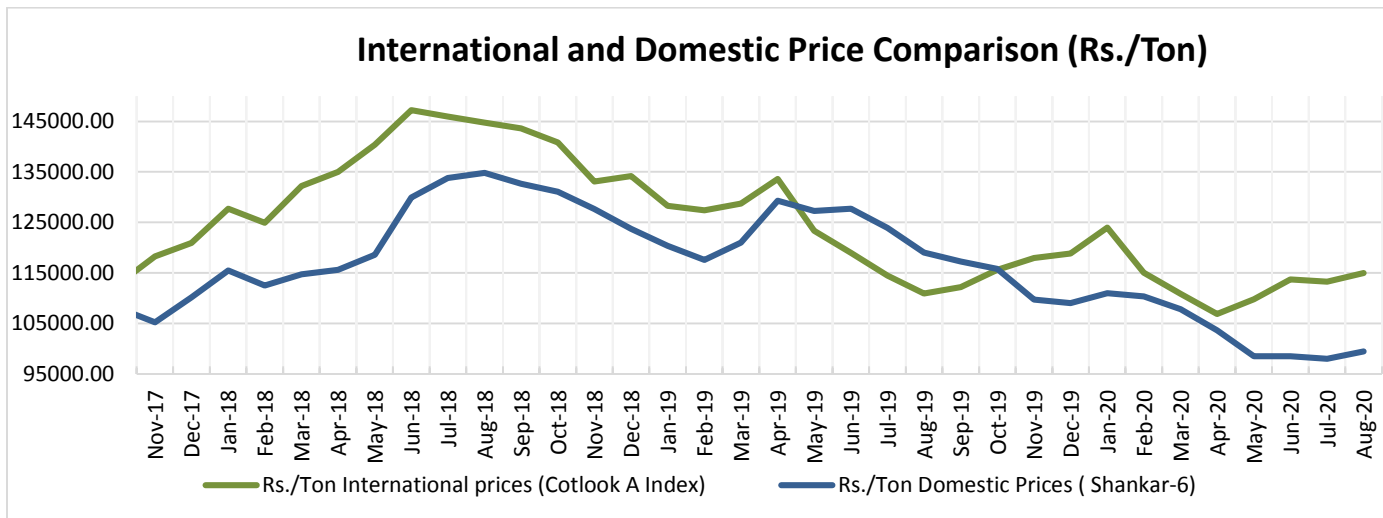
### Cotton Future Prices at ICE

Cotton Prices in Future Contract on ICE						Prices in cents/Lb	
Contracts	4-Sep-20	5-Aug-20 (1 month ago)	5-Jun-20 (3 months ago)	10-Mar-20 (6 months ago)	4-Sep-19 (a year ago)	% Change over a month	% Change over previous year
Oct-20	64.12	64.36	61.08	62.28	58.77	-0.37	9.10
Dec-20	64.99	64.46	60.98	63.15	58.21	0.82	11.65
Mar-21	65.97	65.13	61.39	63.86	58.83	1.29	12.14
May-21	66.77	65.51	61.72	62.03	59.49	1.92	12.24
Jul-21	67.47	65.76	62.01	62.28	60.16	2.60	12.15

### Future Price Trend (Active Contract):



### International and Domestic Price Comparison



**Cotton Prices at Key Spot Markets:**

Commodity	Kapas		Weekly Average Prices (Rs./Quintal)		
State	Centre	Variety	28th Aug'20 to 3rd Sep'20	21st Aug'20 to 27th Aug'20	Change
Gujarat	Ahmedabad	Shankar-6	5000	4975	25
	Gondal	Shankar-6	5034	4924	110
	Rajkot	B.T. Cotton	5138	5014	123
	Patan	B.T. Cotton	NA	NA	-
	Kadi	B.T. Cotton	NA	NA	-
	Deesa	B.T. Cotton	NA	NA	-
	Dhrol	B.T. Cotton	NA	4200	-
Haryana	Bhiwani	B.T. Cotton	NA	NA	-
	Bhiwani	Desi	NA	NA	-
	Adampur	B.T. Cotton	NA	NA	-
	Fatehabad	B.T. Cotton	NA	NA	-
	Jind	B.T. Cotton	NA	NA	-
	Uchana	B.T. Cotton	NA	NA	-
	Dabwali	B.T. Cotton	NA	NA	-
Rajasthan	Hanumangarh	B.T. Cotton	NA	NA	-
	Rawatsar	B.T. Cotton	NA	NA	-
Madhya Pradesh	Khandwa	Mech-1	NA	NA	-
	Khargaon	Mech-1	NA	NA	-
Maharashtra	Amravati	Mech-1	NA	NA	-
	Jamner	Medium Staple	NA	NA	-
Uttar Pradesh	Hathras	B.T. Cotton	NA	NA	-
	Hathras	Desi	NA	NA	-
Telangana	Adilabad	Un-Ginned	NA	NA	-
Andhra Pradesh	Adoni	Medium Staple	5123	5154	-31
Karnataka	Bijapur	Bunny	5282	5142	140
	Hubli	D.C.H.	NA	NA	-
	Hubli	B.T. Cotton	NA	NA	-
	Raichur	H-44 Cotton	5157	5040	118
Commodity	Lint		Prices (Rs./Maund of 37.32kg each)		
State	Centre	Variety	28th Aug'20 to 3rd Sep'20	21st Aug'20 to 27th Aug'20	Change

<b>Punjab</b>	Bhatinda	J-34	NA	NA	-
	Abohar	J-34	NA	NA	-
	Mansa	J-34	NA	NA	-
<b>Haryana</b>	Sirsa	J-34	3775	3783	<b>-8</b>
<b>Rajasthan</b>	Sri-Ganganagar	J-34	NA	NA	-

**Cotton Arrivals in Key Centers:**

Commodity	Kapas		Weekly Sum Arrivals (Quintal)		Change
State	Centre	Variety	28th Aug'20 to 3rd Sep'20	21st Aug'20 to 27th Aug'20	
<b>Gujarat</b>	Ahmedabad	Shankar-6	20400	14450	<b>5950</b>
	Gondal	Shankar-6	1902	840	<b>1062</b>
	Rajkot	B.T. Cotton	10351	6000	<b>4351</b>
	Patan	B.T. Cotton	NA	NA	-
	Kadi	B.T. Cotton	NA	NA	-
	Deesa	B.T. Cotton	NA	NA	-
	Dhrol	B.T. Cotton	NA	10	-
<b>Haryana</b>	Bhiwani	B.T. Cotton	NA	NA	-
	Bhiwani	Desi	NA	NA	-
	Adampur	B.T. Cotton	NA	NA	-
	Fatehabad	B.T. Cotton	NA	NA	-
	Jind	B.T. Cotton	NA	NA	-
	Uchana	B.T. Cotton	NA	NA	-
	Dabwali	B.T. Cotton	NA	NA	-
<b>Rajasthan</b>	Hanumangarh	B.T. Cotton	NA	NA	-
	Rawatsar	B.T. Cotton	NA	NA	-
<b>Madhya Pradesh</b>	Khandwa	Mech-1	NA	NA	-
	Khargaon	Mech-1	NA	NA	-
<b>Maharashtra</b>	Amravati	Mech-1	NA	NA	-
	Jamner	Medium Staple	NA	NA	-
<b>Uttar Pradesh</b>	Hathras	B.T. Cotton	NA	NA	-
	Hathras	Desi	NA	NA	-
<b>Telangana</b>	Adilabad	Un-Ginned	NA	NA	-
<b>Andhra Pradesh</b>	Adoni	Medium Staple	NA	NA	-
<b>Karnataka</b>	Bijapur	Bunny	7609	8013	<b>-404</b>
	Hubli	D.C.H.	NA	NA	-
	Hubli	B.T. Cotton	NA	NA	-

	Raichur	H-44 Cotton	989	854	135
Commodity	Lint		Weekly Sum Arrivals (Quintal)		Change
State	Centre	Variety	28th Aug'20 to 3rd Sep'20	21st Aug'20 to 27th Aug'20	
Punjab	Bhatinda	J-34	NA	NA	-
	Abohar	J-34	NA	NA	-
	Mansa	J-34	NA	NA	-
Haryana	Sirsa	J-34	NA	NA	-
Rajasthan	Sri-Ganganagar	J-34	NA	NA	-

#### Cotton Association of India Spot Rates:

Trade Name	Staple	Micronaire	Strength/ GPT	Weekly Average Prices		+/- Change
				28th Aug'20 to 3rd Sep'20	21st Aug'20 to 27th Aug'20	
Bengal Deshi (RG)/Assam Comilla	Below 22mm	5.0 - 7.0	15	36580	36200	380
Bengal Deshi (SG)	Below 22mm	5.0 - 7.0	15	37300	36800	500
J-34	27mm	3.5 - 4.9	23	35520	34500	1020
H-4/ MECH-1	28mm	3.5 - 4.9	27	35000	34220	780
Shankar-6	29mm	3.5 - 4.9	28	36100	35440	660
Bunny/ Brahma	31mm	3.5 - 4.9	30	37640	36920	720
MCU-5/ Surabhi	32mm	3.3 - 4.9	31	38200	37700	500
DCH-32	34mm	3.0 - 3.8	33	53700	53700	Unch

#### Week on Week Price: Scenario of Cotton:

Commodity	Kapas		Today	Week Ago	Month Ago	Year Ago
State	Centre	Variety	5-Sep-20	28-Aug-20	5-Aug-20	5-Sep-19
Gujarat	Ahmedabad	Shankar-6	5000	5000	4850	0
	Gondal	Shankar-6	5005	5055	4655	5500
	Rajkot	B.T. Cotton	5060	5145	4785	5530
	Patan	B.T. Cotton	NA	NA	NA	5515
	Kadi	B.T. Cotton	NA	NA	NA	5550
	Deesa	B.T. Cotton	NA	NA	NA	NA
	Dhrol	B.T. Cotton	NA	NA	NA	NR



<b>Haryana</b>	Bhiwani	B.T. Cotton	NA	NA	NA	5600
	Bhiwani	Desi	NA	NA	NA	NA
	Adampur	B.T. Cotton	NA	NA	NA	5350
	Fatehabad	B.T. Cotton	NA	NA	NA	5350
	Jind	B.T. Cotton	NA	NA	NA	5700
	Uchana	B.T. Cotton	NA	NA	NA	5385
	Dabwali	B.T. Cotton	NA	NA	NA	NR
<b>Rajasthan</b>	Hanumangarh	B.T. Cotton	NA	NA	NA	Closed
	Rawatsar	B.T. Cotton	NA	NA	NA	Closed
<b>Madhya Pradesh</b>	Khandwa	Mech-1	NA	NA	NA	5491
	Khargaon	Mech-1	NA	NA	NA	5427
<b>Maharashtra</b>	Amravati	Mech-1	NA	NA	NA	5300
	Jamner	Medium Staple	NA	NA	NA	NA
<b>Uttar Pradesh</b>	Hathras	B.T. Cotton	NA	NA	NA	NA
	Hathras	Desi	NA	NA	NA	NA
<b>Telangana</b>	Adilabad	Un-Ginned	NA	NA	NA	5400
<b>Andhra Pradesh</b>	Adoni	Medium Staple	5035	5138	4789	6332
<b>Karnataka</b>	Bijapur	Bunny	5213	5219	4673	5929
	Hubli	D.C.H.	NA	NA	NA	NA
	Hubli	B.T. Cotton	NA	NA	NA	NA
	Raichur	H-44 Cotton	5100	5200	NA	5470
<b>Commodity</b>	<b>Lint</b>		<b>Today</b>	<b>Week Ago</b>	<b>Month Ago</b>	<b>Year Ago</b>
<b>State</b>	<b>Centre</b>	<b>Variety</b>	<b>5-Sep-20</b>	<b>28-Aug-20</b>	<b>5-Aug-20</b>	<b>5-Sep-19</b>
<b>Punjab</b>	Bhatinda	J-34	NA	NA	NA	4340
	Abohar	J-34	NA	NA	NA	4350
	Mansa	J-34	NA	NA	NA	4350
<b>Haryana</b>	Sirsa	J-34	3750	3810	3600	4280
<b>Rajasthan</b>	Sri-Ganganagar	J-34	NA	NA	NA	NA

**Cotton Arrivals in Key Centers:**

<b>Commodity</b>	<b>Kapas</b>		<b>Arrivals (Quintal)</b>	<b>Arrivals (Quintal)</b>	<b>Arrivals (Quintal)</b>	<b>Arrivals (Quintal)</b>
<b>State</b>	<b>Centre</b>	<b>Variety</b>	<b>5-Sep-20</b>	<b>28-Aug-20</b>	<b>5-Aug-20</b>	<b>5-Sep-19</b>
<b>Gujarat</b>	Ahmedabad	Shankar-6	2550	3400	11900	NA
	Gondal	Shankar-6	872	438	762	NA
	Rajkot	B.T. Cotton	872	1800	800	140

	Patan	B.T. Cotton	NA	NA	NA	NA
	Kadi	B.T. Cotton	NA	NA	NA	NA
	Deesa	B.T. Cotton	NA	NA	NA	NA
	Dhrol	B.T. Cotton	NA	NA	NA	NA
Haryana	Bhiwani	B.T. Cotton	NA	NA	NA	NA
	Bhiwani	Desi	NA	NA	NA	NA
	Adampur	B.T. Cotton	NA	NA	NA	425
	Fatehabad	B.T. Cotton	NA	NA	NA	NA
	Jind	B.T. Cotton	NA	NA	NA	NA
	Uchana	B.T. Cotton	NA	NA	NA	NA
	Dabwali	B.T. Cotton	NA	NA	NA	NA
Rajasthan	Hanumangarh	B.T. Cotton	NA	NA	NA	NA
	Rawatsar	B.T. Cotton	NA	NA	NA	NA
Madhya Pradesh	Khandwa	Mech-1	NA	NA	NA	NA
	Khargaon	Mech-1	NA	NA	NA	NA
Maharashtra	Amravati	Mech-1	NA	NA	NA	NA
	Jamner	Medium Staple	NA	NA	NA	NA
Uttar Pradesh	Hathras	B.T. Cotton	NA	NA	NA	150
	Hathras	Desi	NA	NA	NA	NA
Telangana	Adilabad	Un-Ginned	NA	NA	NA	NA
Andhra Pradesh	Adoni	Medium Staple	NA	NA	NA	NA
Karnataka	Bijapur	Bunny	1467	1247	600	85
	Hubli	D.C.H.	NA	NA	NA	NA
	Hubli	B.T. Cotton	NA	NA	NA	NA
	Raichur	H-44 Cotton	60	232	NA	NA
Commodity	Lint		Arrivals (Quintal)	Arrivals (Quintal)	Arrivals (Quintal)	Arrivals (Quintal)
State	Centre	Variety	5-Sep-20	28-Aug-20	5-Aug-20	5-Sep-19
Punjab	Bhatinda	J-34	NA	NA	NA	NA
	Abohar	J-34	NA	NA	NA	NA

	Mansa	J-34	NA	NA	NA	NA
	Sirsa	J-34	NA	NA	NA	NA
	Sri-Ganganagar	J-34	NA	NA	NA	NA

#### Disclaimer

The information and opinions contained in the document have been compiled from sources believed to be reliable. The company does not warrant its accuracy, completeness and correctness. Use of data and information contained in this report is at your own risk. This document is not, and should not be construed as, an offer to sell or solicitation to buy any commodities. This document may not be reproduced, distributed or published, in whole or in part, by any recipient hereof for any purpose without prior permission from the Company. IASL and its affiliates and/or their officers, directors and employees may have positions in any commodities mentioned in this document (or in any related investment) and may from time to time add to or dispose of any such commodities (or investment). Please see the detailed disclaimer at <http://www.agriwatch.com/Disclaimer.asp> © 2020 Indian Agribusiness Systems Ltd.