

**COTTON WEEKLY RESEARCH REPORT**  
**14<sup>th</sup> Sep 2020****Domestic market summary**

**Domestic market Scenario:** All India daily arrivals increased to around 6,000 bales by the end of second week of Sep'20. If the weather ensures harvesting on time in north zone of India and CCI starts its procurement by the first week of Oct'20, then arrivals by the first week of October should increase to around 20,000 to 30,000 bales per day, otherwise the arrivals would be around 10,000 to 15,000 bales. As rainfall is expected to continue, by IMD in the coming fortnight, especially in Maharashtra, Karnataka, Gujarat (Saurashtra), parts of Madhya Pradesh & Telangana, and coastal AP, the arrivals from the central & South India likely to be delayed by 10-15 days. Telangana is the CCI's largest procurement destination, and if weather favours, CCI will commence procurement on time in the state and then full fledged arrivals could be expected there.. CCI expects that the agency may get a few extra days for exporting more if the arrivals get delayed and could reach to 55 lakh bales in the current season. The Indian cotton exchange front month's prices stood firm, around Rs 36,805 per candy. Gujarat Shankar-6 variety cotton spot prices stood firm around Rs.36,300 candy during the week.

**Weekly Price Outlook :** The average price of Kapas is likely to remain between Rs. 4900-5200/q in Rajkot while the prices in Andhra Pradesh likely to hover around Rs.4700-4950/q.

**Major Market Highlights:**

- Traders are focused on the north zone of the cotton market for new arrivals, as the arrivals are expected to increase from mid- Sep'20.
- Cotlook index stood at 69.99 cents/lbs and the ICE cotton future also stood slightly weak (63.66 cents/lbs) in last week.
- Indian Rupee stood steady between 73.34 and 73.59 during this week.

**Market Highlights:**

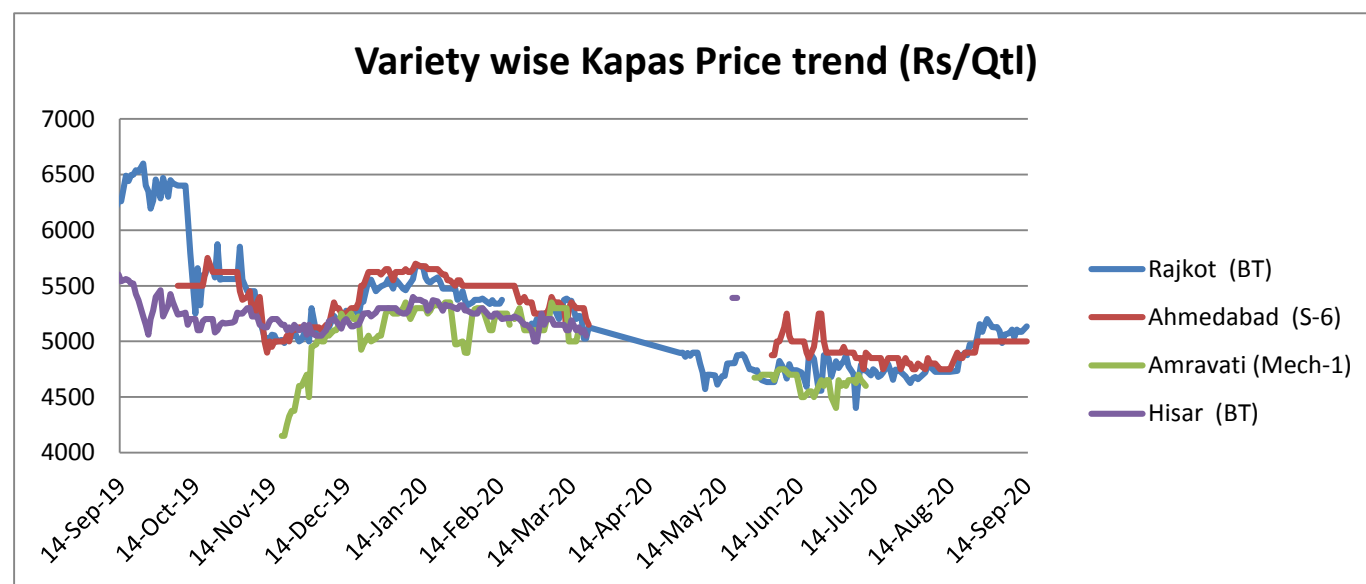
- **Cotton has been sown across India in around 129.29 lakh ha as of 10<sup>th</sup> Aug'20 for 2020-21, up by 0.9% over the acreage under cotton last year.** The cotton sowing in the northern part of India (Punjab, Haryana & Rajasthan) covered an area of 19.06 lakh ha. The yield loss is expected in Punjab and Haryana amid continuous rainfall and whitefly attack on the crop. In Maharashtra, around 42.24 lakh ha and in Gujarat the area under 22.79 lakh ha is covered by cotton sowing, down by -4.7% and -14.6%, respectively compared to last year's total acreage. The area in Andhra Pradesh is still lagging behind by 11.9% covering 5.64 lakh ha as of 10<sup>th</sup> Sep'20 and Telangana has reported the maximum surge of 29.7% (24.13 lakh ha) in area this year.

- The continuous rains in Abohar, Punjab has damaged around 17,000 ha area under cotton.** The standing crop is under stagnant water since last week. While the farmers in Haryana's Hisar, Bhiwani, Dadri, Fatehabad, Sirsa and Jind districts are worried about white fly attack on the crop, since they were expecting good yields this season. According to the market sources, 10% crop loss is expected in around 15-20 villages in Hisar and in Sirsa and Fatehabad by around 15% and 20%, respectively. The Haryana government has assured compensation to cotton growers in the state who suffer losses by whiteflies or wilting.
- The area under cotton in Gujarat was expected to decline, at the beginning of kharif sowing (in June'20)** as the farmers were expected to shift to groundnut. Also, it is estimated that the Gujarat ginneries have around 1-1.5 lakh bales of unsold cotton and around 70-75 thousand bales unsold raw cotton is with the farmers. This year, area is not likely to cross 24 lakh ha against 26 lakh ha last year. Also, around 50,000-60,000 ha of area in Amreli of Saurashtra region, which covers around 15% of total cotton area in the state, was damaged followed by 10-15% crop loss in other districts (Jamnagar, Morbi, Surendernagar, Kutch & Sabarkantha).
- Telangana government has assured the farmers that the procurement centers, would be ready by converting 325 ginning mills by 10<sup>th</sup> Oct'20** to speed up the procurement process. Government has purchased around Rs.11,656 crore worth fiber crop through Cotton Corporation of India (CCI) last year and this year the CCI was advised to be ready to procure more.

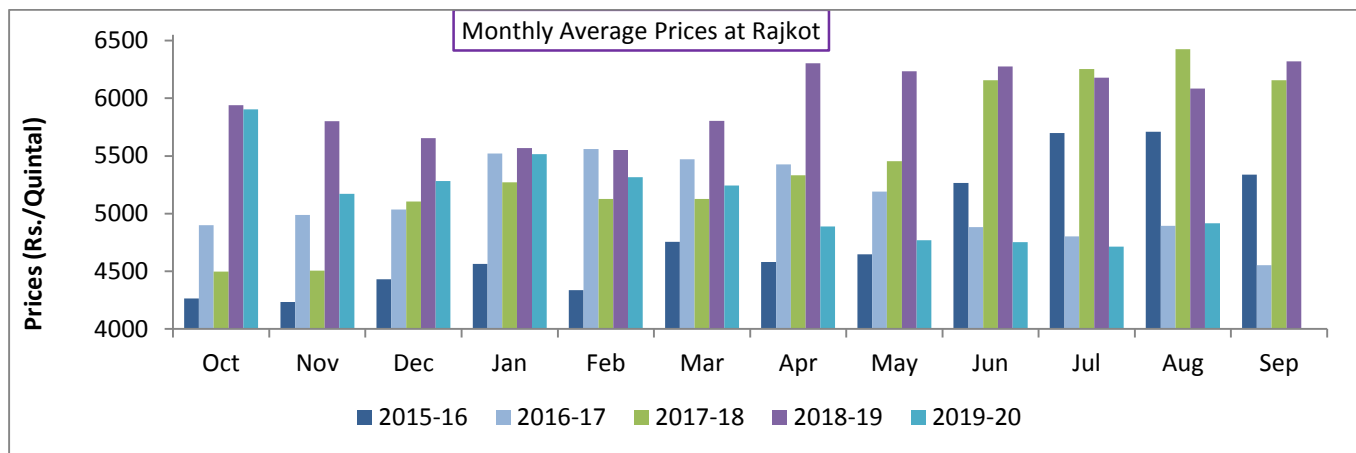
## Domestic Cotton Prices Scenario

### Kapas (Raw Cotton) Weekly Price Scenario

**Weekly Price Review:** Weekly kapas average price at Rajkot was firm at Rs. 5138/q compared to the prior week that traded lower at Rs. 5014/q. The kapas prices could see a surge in coming days due to delay in arrivals.



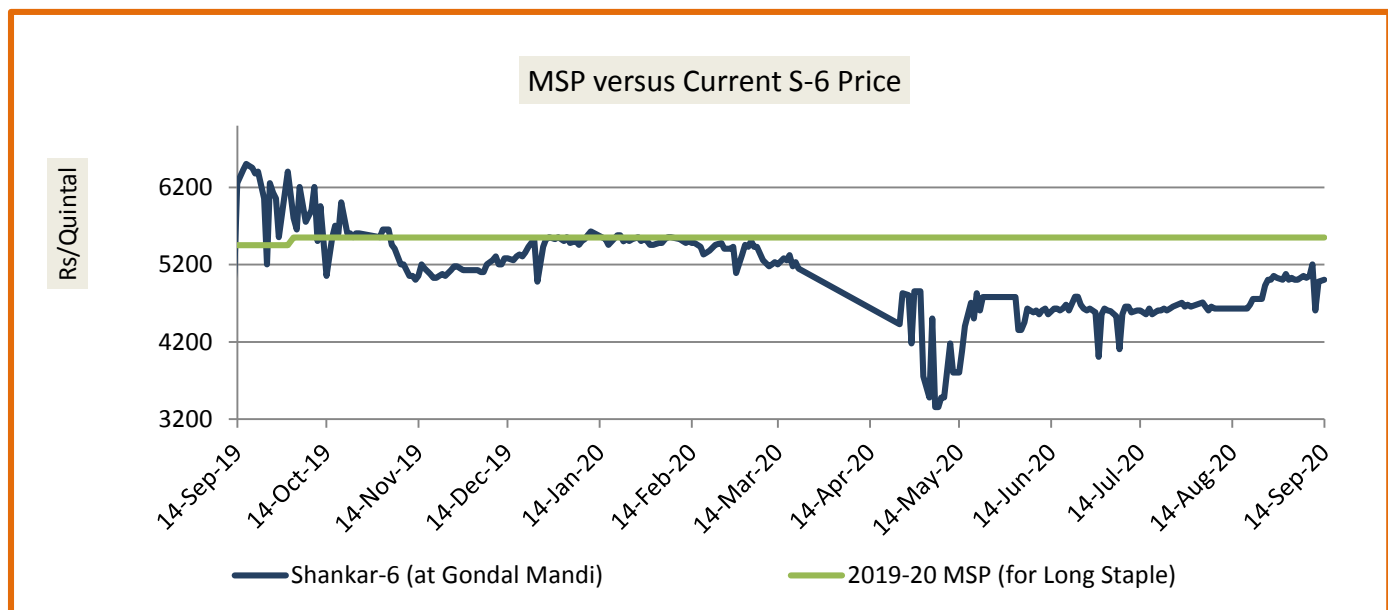
### Kapas Monthly M-o-M Price Scenario



The arrivals in the month of Aug declined due to the cornering of the season end. The monthly average price was firm in Aug at Rs. 4916/q compared to the prices during the corresponding month of the previous season due to the lower demand this year. Monthly average price of Kapas at Rajkot remained Rs. 4713 per quintal during July'20, and Rs. 6083/quintal during last year in Aug'19. Gujarat's farmers have diverted from cotton to grow groundnut so Gujarat cotton sowing reduced to 5% to stay below 24 lakh hectares.

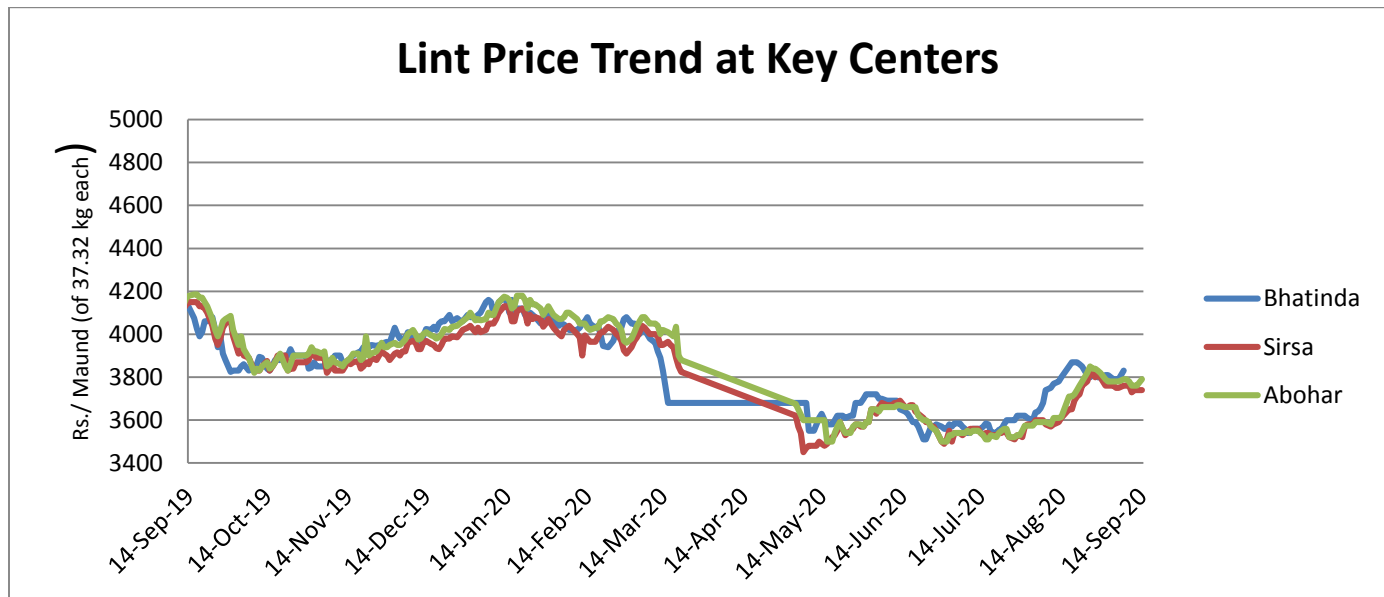
### Spot Price versus MSP

The prices slightly increased during the week ending on 10<sup>th</sup> Sep'20 in Gondal. Kapas at Gondal market closed at Rs.5060/q, increased from prior week that stood at Rs. 5035/q. Average price in the week stood firm and the difference from MSP narrowed down by around Rs. 490/q from MSP (Rs.5550/q).



### Lint price Outlook

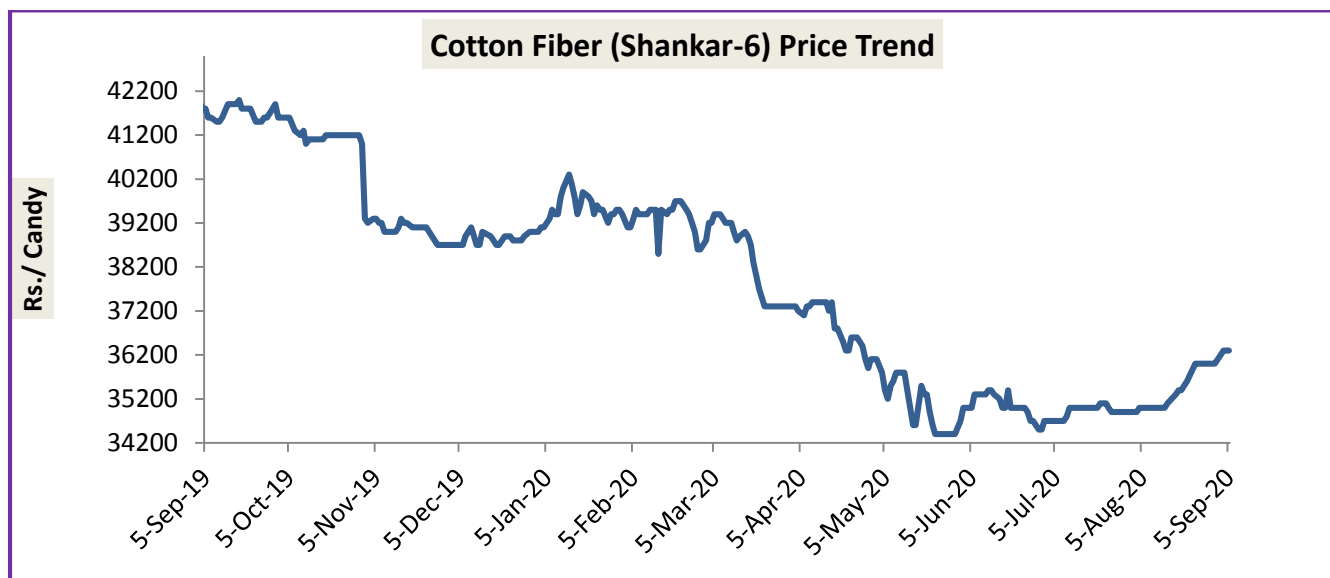
The average price remained steady to low around Rs.3752/maund of lint in Sirsa. The new arrivals of poor quality have started arriving in the market. The average price in Bhatinda and Abohar in the last week stood firm around Rs.3802 and Rs. 3780/maund of 37.32 kg each respectively.



Source: Agriwatch

### Cotton Fiber price Outlook

The average cotton fiber (Shankar-6) of premium quality prices was firm at Rs. 36300 /candy from around Rs. 35920/ candy compared to the previous week amid affect of increase in CCI's sales price. The hike in prices by CCI on cotton sales made the market firm. Average price were around Rs. 41,633 per candy last year during the same time. We expect cotton fiber to remain steady in range of Rs. 35000-37500 per candy in the coming week candy.



Source: Cotton Association of India (CAI)

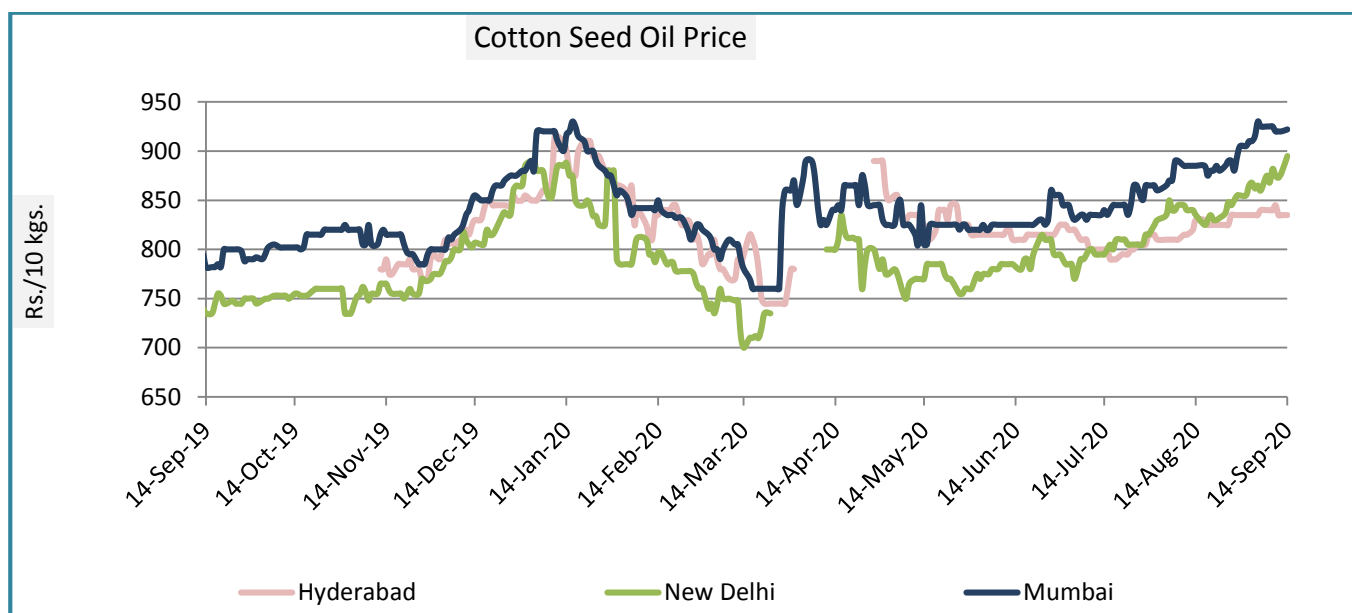
## Cotton Seed Oil and Cotton Seed Oil Cake

### Cotton Seed Oil weekly Price Scenario

Cotton seed oil price showed firm trend across all the centres during the week ending on 10<sup>th</sup> Sep'20. Weekly average price in Hyderabad stood firm at Rs. 842. In Mumbai the prices ranged around Rs. 922 and Rs.872 per 10 Kg in New Delhi.

	Weekly Average Price as on (Rs/10 kg.)		% Change
	10-Sep-20	03-Sep-20	
New Delhi	872	862	1.22
Rajkot	910	905	0.55
Hyderabad	842	839	0.30
Mumbai	922	919	0.31

Source: Agriwatch

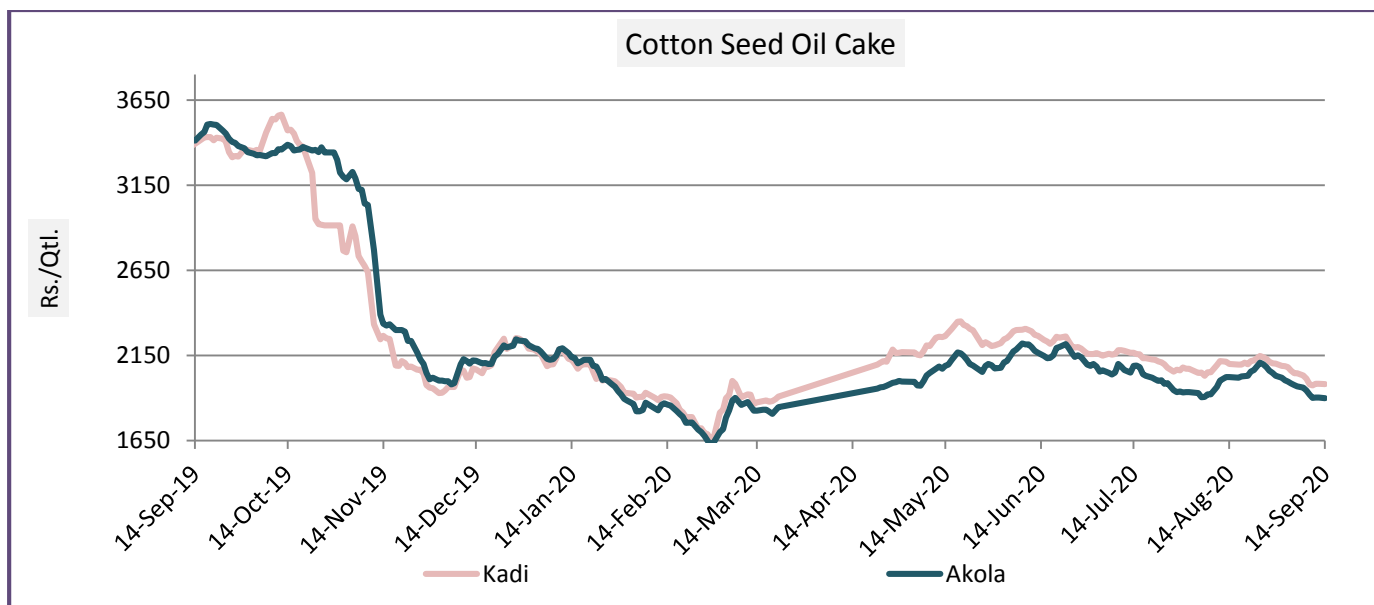


### Cotton Seed Oil Cake weekly Price Scenario

The prices in Kadi were down by 3.45% in Kadi to Rs. 2015/q and down by 3.46% in Akola to around Rs. 1945/q. The cottonseed oilcake spot prices remained weak in August as the expectation of elevated kapas supplies in the coming season led prices to fall by 1-2% over previous month. Prices may not correct sharply and in fact, are likely to remain under pressure in the near term if the weather remains conducive for the crop. While NCDEX Cotton seed oil cake futures ended on a firm note on Monday at Rs. 1882/q against Rs. 1832/q in the prior week. NCDEX Cocudakl is now getting support at 1860 and first resistance is now likely to be seen at 1911.

Centers	Weekly Average Price as on (Rs/quintal.)*		% Change
	10-Sep-20	03-Sep-20	
Kadi	2015	2087	-3.45
Akola	1945	2014	-3.46

Source: NCDEX



## International Market Scenario

Average International ICE cotton prices stood weak at 63.66 cents/lbs, up by 0.56 points from 64.22 cents/lbs during the last week given the accelerating tensions between US and China. US has decided to block cotton textile products and tomato imports from Xinjiang over forced labour issues. Also Cotlook A index weekly average stood slightly weaker at 69.99 cents/pound this week, which was at 70.86 cents/pound during last week.

## Major Market Highlights:

- In the latest report released by USDA in Sep'20, decreased the production estimates from **23.14 million bales (170kg per bale) in 2020-21** to 21.84 million bales, -6% compared to the previous estimates reflecting the poor crop health in the cotton belts after storms hit the areas amid hurricane. Along with the 0.7% increase in beginning stocks, the total supply declined to 31.12 million bales, down by 3.8% compared to the previous months' estimates (m-o-m). While, the total demand in the country is expected to decline by 3.3% to 21.91 million bales due to the estimated significant fall in consumption to 3.2 million bales from 3.46 million bales m-o-m.

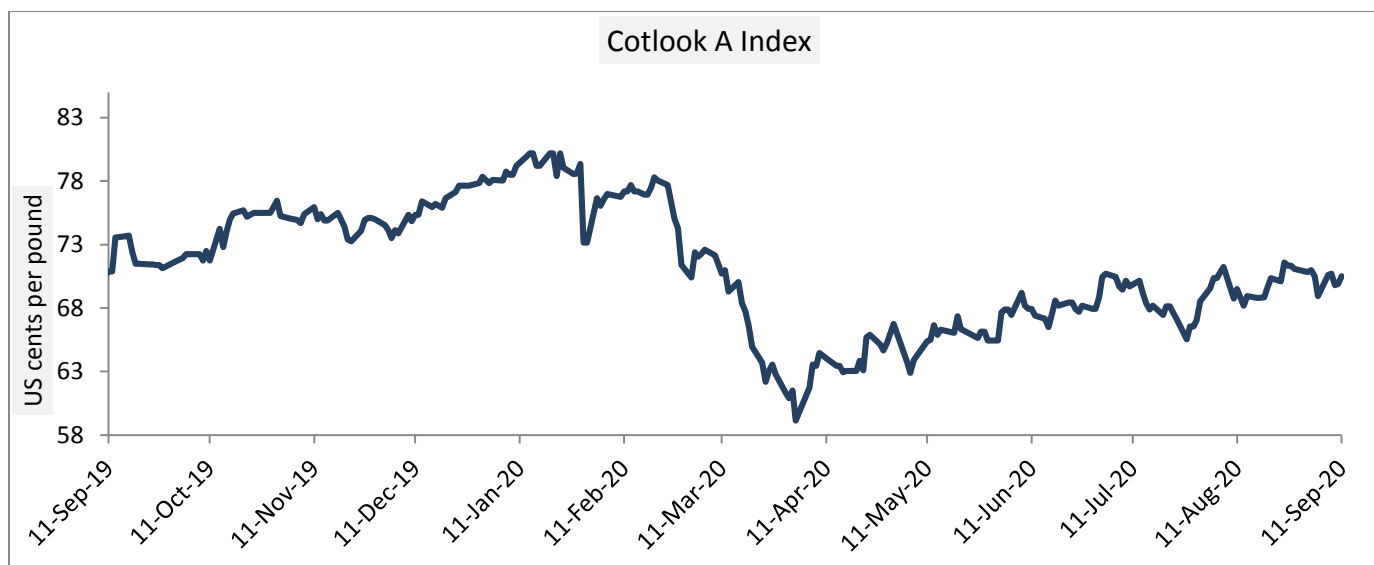
- China Cotton Association indicated that good weather conditions and adequate rainfall have facilitated plant growth and boll bearing.** In most Xinjiang cotton areas, indicated good weather conditions and improved cotton growth compared to last year as of mid-Aug. Favorable temperatures and adequate rainfall in most Xinjiang cotton areas have facilitated plant growth. Although the total planted area reported is 3.12 million ha compared to 3.3 million ha last year but the yield in Xinjiang region is expected to be higher compared in 2019-20. The production is forecasted higher at 34.88 million bales in 2020-21 from 33.99 million bales in Aug'20 estimates, and steady compared to an estimated 34.88 million bales crop in 2019-20 MY. The Chinese State Reserve held the 53rd domestic auction in the 3-month series and all cotton offered each day has been purchased. The 53 days total stands at 462,181 tonnes (around 2,122,800 bales).
- U.S. Export Sales were slightly lower against last week. Net UPLAND sales of 1,26,700 RB for 2020- 2021** primarily for China a (79,100 RB), Vietnam (20,300 RB, including decreases of 600 RB), Thailand (8,700 RB, including 1,300 RB switched from Indonesia), Turkey (8,700 RB, including decreases of 200 RB), and Pakistan (7,300 RB, including decreases of 100 RB), were offset by reductions primarily for Colombia (5,300 RB) and Honduras (3,500 RB).

#### Cotlook A Index

Cotlook A index was firm in the last week. The Cotlook A Index was at 69.99 cents/lb higher compared to the previous week (70.86 cents/lb).

Cotlook A Index	WeeklyAverage Price change as on		% Change
	10-Sep-20	03-Sep-20	
Prices	69.99	70.86	-1.23
Prices in US cents per Pound			

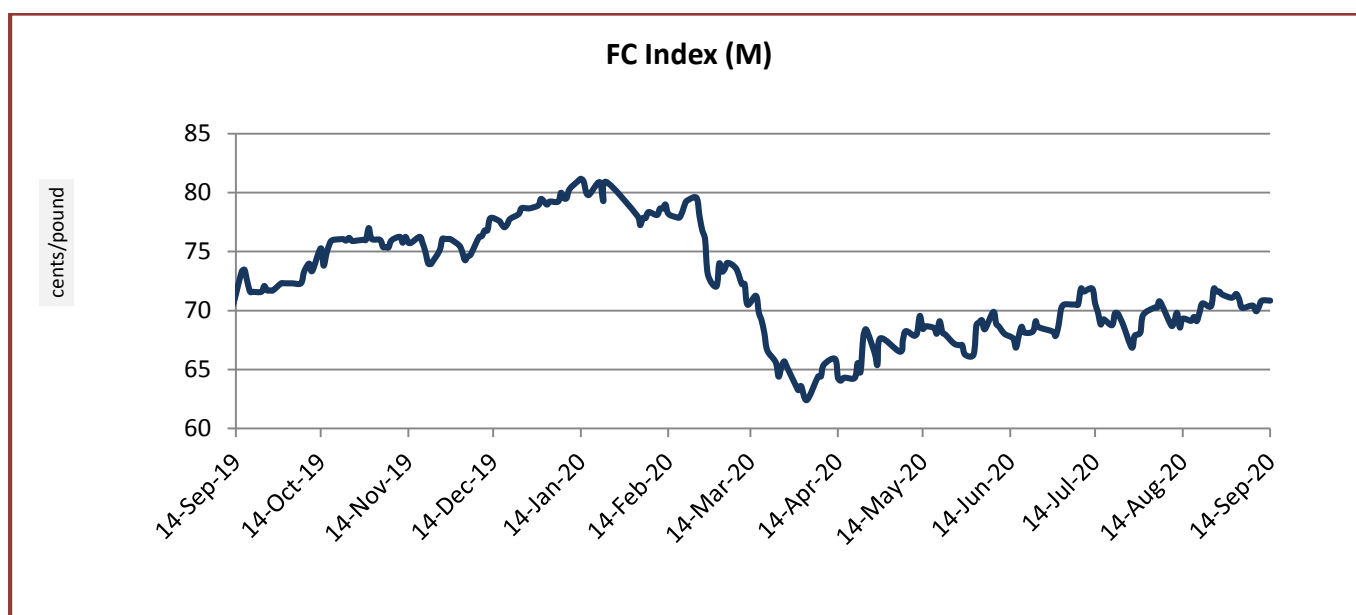
Source: Cotlook



### China Cotton Index and Foreign Cotton Index

Cotton Index	Weekly Average Price as on		% Change
	10-Sep-20	03-Sep-20	
FC (S)	73.34	74.26	-1.23
FC (M)	70.26	71.20	-1.31
FC (L)	69.26	70.25	-1.41
Prices in US cents per Pound			

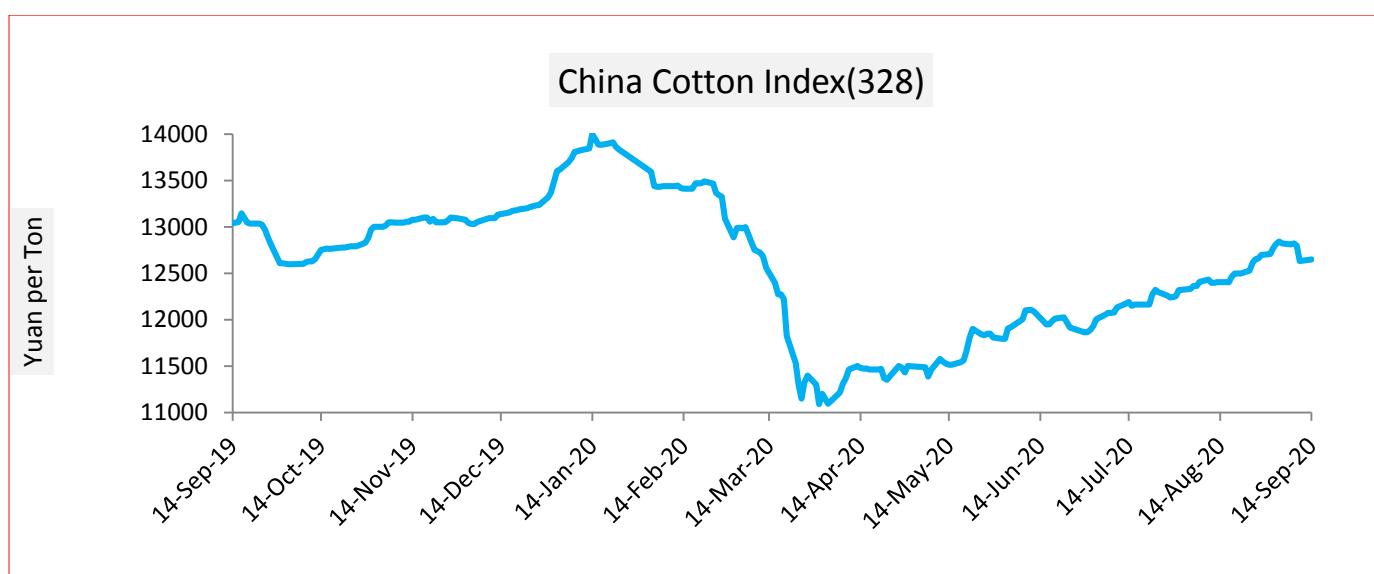
Source: China Cotton Association





Cotton Index	Weekly Average Price as on		% Change
	10-Sep-20	03-Sep-20	
CCIndex(328)	12776.80	12766.00	0.08
CCIndex(527)	11824.00	11807.80	0.14
CCIndex(229)	13105.60	13105.00	0.00
Prices in Yuan per ton			

Source: China Cotton Association

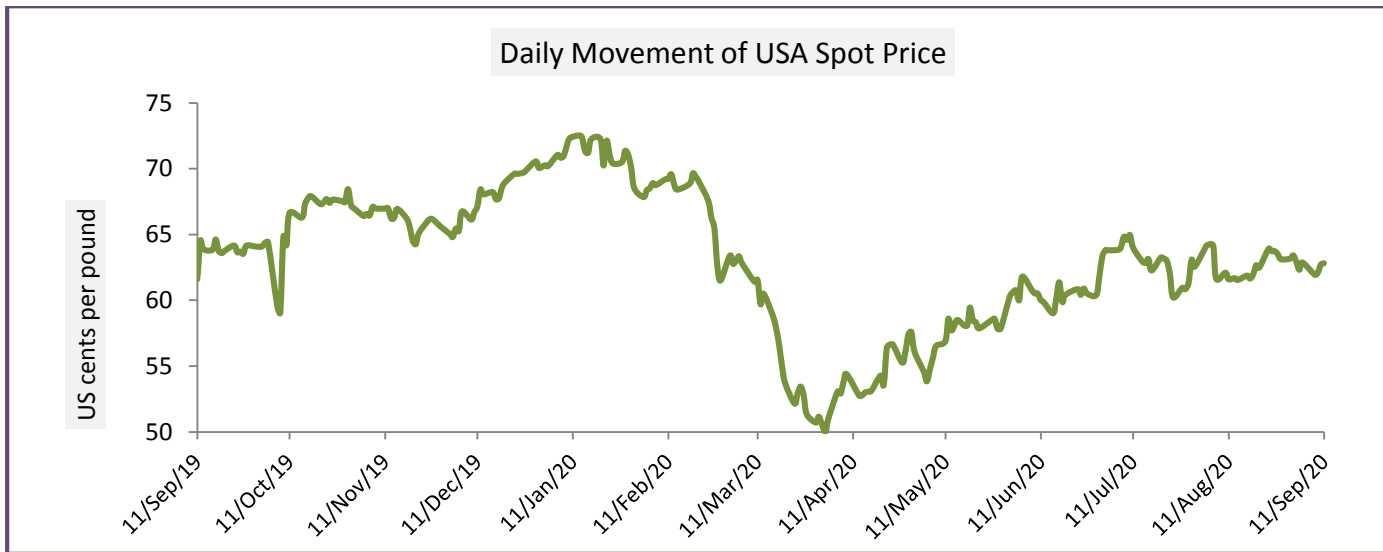


## USA Spot Prices

The 2020-21 U.S. cotton production estimates were lowered 1.0 million bales to 17.1 million bales in Sep'20 report, with a lower projection for every region. Exports and ending stocks are also 400,000 bales lower due to reduced U.S. supply and stronger global competition. Ending stocks in 2020-21 were projected at 7.2 million bales. The sales by Brazil to other countries are increasing. Thus, U.S is facing a decline in its share of the world cotton trade.

USA Spot Prices	Monthly Average Price as on		% Change
	10-Sep-20	03-Sep-20	
Prices	62.49	62.99	-0.79
Prices in US cents per Pound			

Source: USDA



### Pakistan Spot Prices

The raw cotton prices in Pakistan during the second week of September increased gradually. The trading activity has improved after the rains abated and the supply of kapas improved. Picking had also been affected due to rains. The millers have started importing cotton because of the high prices of the local cotton. Also, the sources said that the crop is now prone to whitefly attack as last year major crop was affected by the pests.

Karachi Spot Prices	Weekly Average Price as on		% Change
	10-Sep-20	03-Sep-20	
Prices	8947	8900	0.52
Prices in Rs per 37.32 Kg			

Source: Fibre2fashion.com

Commodity: Cotton  
Contract: Oct

Exchange: MCX  
Expiry: Oct 30, 2020

### Cotton



#### Technical Commentary:

- Cotton 29 mm MCX Oct. contract fell during the last trading hours of the day.
- Relative strength indicator (RSI) is down in the neutral region.
- The price closed near moving averages.
- Both price & open interested declined indicating long liquidation phase.

We will advise traders to sell today.

#### Strategy: **Sell on Rise**

Intraday Supports & Resistances			S2	S1	PCP	R1	R2
Cotton	MCX	Oct	17120	17200	17520	17750	17870
			Call	Entry	T1	T2	SL
Cotton	MCX	Oct	<b>Sell</b>	17530	17410	17310	17602

\* Do not carry-forward the position next day

Commodity: Cotton Seed oil Cake  
Contract: Dec

Exchange: NCDEX  
Expiry: Dec 19, 2020

### Cotton

COTTON SEED OIL 2012(NCCOUZ0)2020/09/14 - Daily B:1881.00 A:1882.00  
O 1881.00 H 1903.00 L 1868.00 C 1882.00 ↑ V 12,280 I 16,690 -12 -0.63%  
EMA(9) 1852.6 (18) 1847.8



#### Technical Commentary:

- Overall Candlestick pattern shows uptrend.
- RSI is up in the neutral region.
- Prices closed above 9 and 18 days EMAs.
- Price and open interest are upside indicating long build up phase in the market.

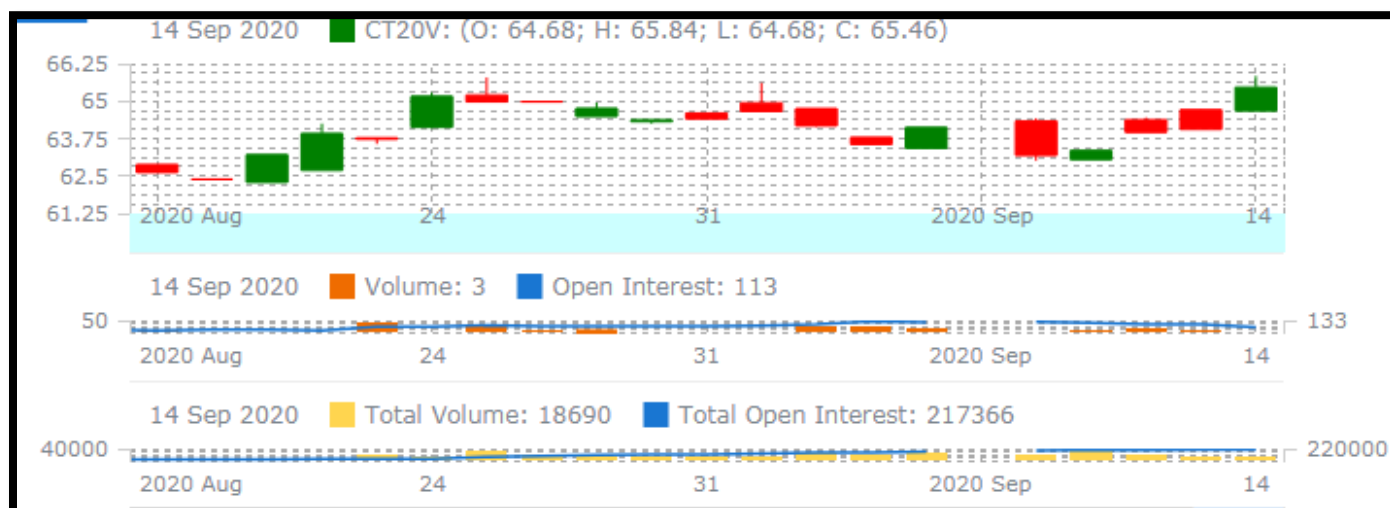
We will advise traders to buy today.

#### Strategy: Buy on Dips

Intraday Supports & Resistances			S2	S1	PCP	R1	R2
Cotton oil cake	NCDEX	Dec	1690	1760	1882	2020	2080
Intraday Trade Call			Call	Entry	T1	T2	SL
Cotton oil cake	NCDEX	Dec	Buy	1870	1970	1990	1800

\* Do not carry-forward the position next day.

### Technical Analysis of Cotton Future (Oct'20 Contract) at ICE



- Candlesticks denote slightly firm movement in the market.
- Total volume decreased while Open Interest increased compared to last week.
- We expect cotton prices to remain steady in the coming week.

#### Expected Price Range During Coming month

Expected Trend	Expected Trading Band
Range bound to Bearish Momentum	63.05-65.61

#### Expected Support and Resistance

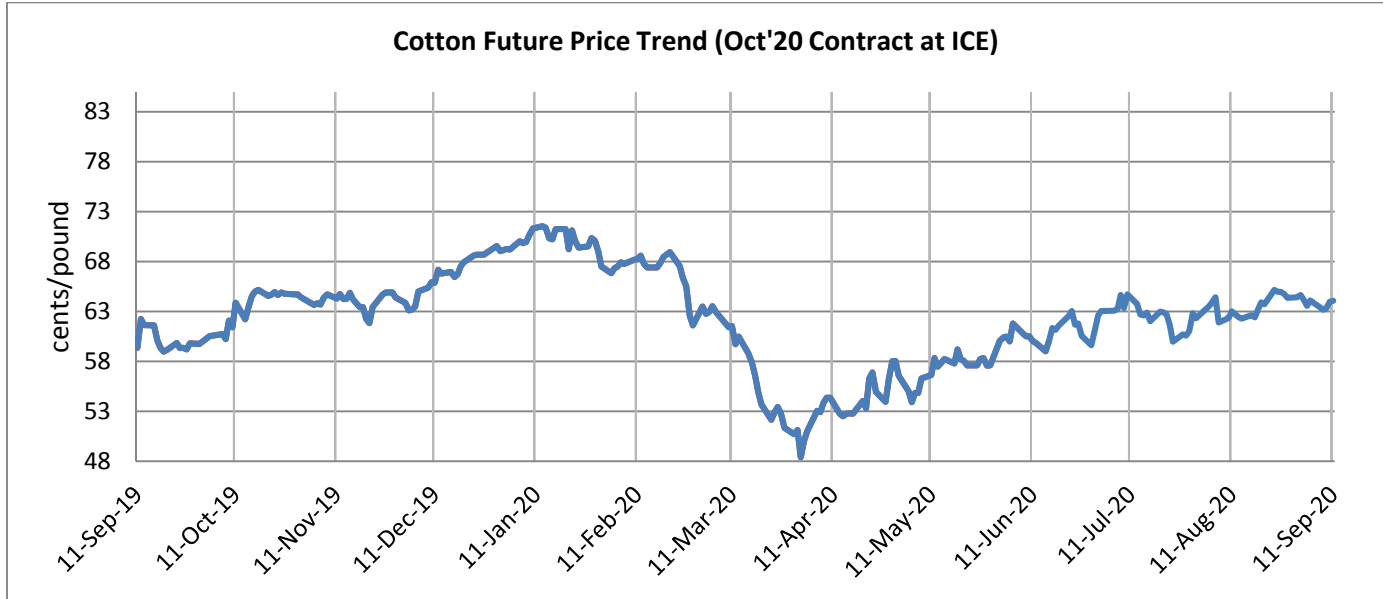
Support 1	Support 2	Resistance 1	Resistance 2
61	62	66	68

Figures in US cents/pound

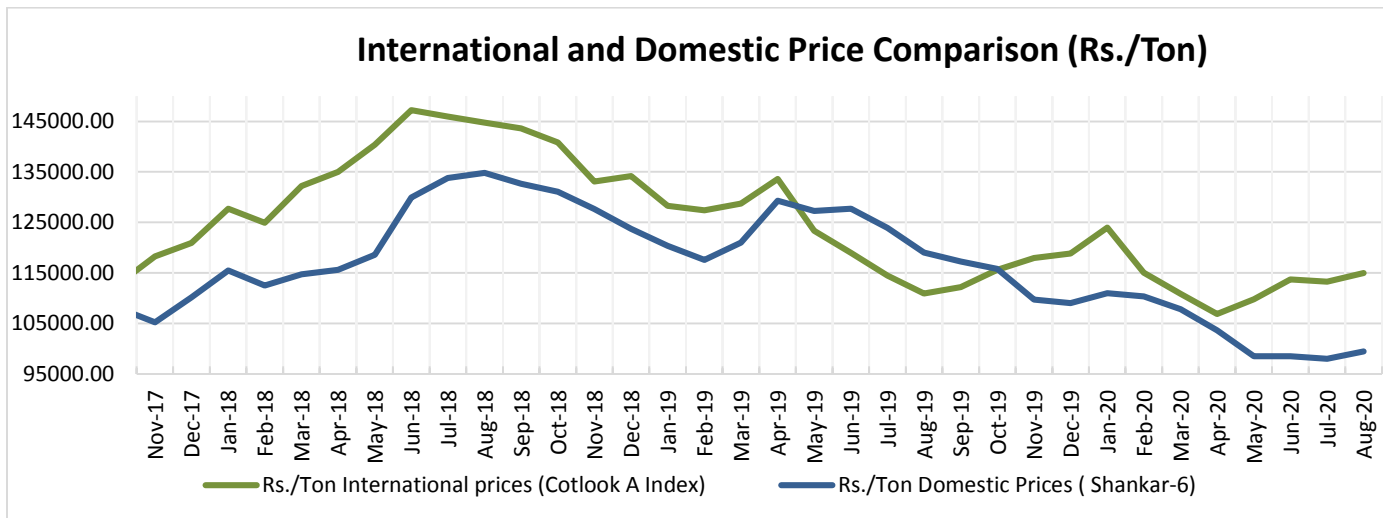
### Cotton Future Prices at ICE

Cotton Prices in Future Contract on ICE						Prices in cents/Lb	
Contracts	11-Sep-20	11-Aug-20 (1 month ago)	12-Jun-20 (3 months ago)	16-Mar-20 (6 months ago)	11-Sep-19 (a year ago)	% Change over a month	% Change over previous year
Oct-20	64.06	63.03	59.58	59.51	59.37	1.63	7.90
Dec-20	64.81	63.49	59.03	59.69	59.37	2.08	9.16
Mar-21	65.78	64.33	59.58	60.63	60.06	2.25	9.52
May-21	66.56	64.96	59.98	61.45	60.77	2.46	9.53
Jul-21	67.22	65.36	60.28	59.11	61.44	2.85	9.41

### Future Price Trend (Active Contract):



### International and Domestic Price Comparison



Cotton Prices at Key Spot Markets:

Commodity	Kapas		Weekly Average Prices (Rs./Quintal)		Change
State	Centre	Variety	4th Aug'20 to 10th Sep'20	28th Aug'20 to 3rd Sep'20	
Gujarat	Ahmedabad	Shankar-6	5000	5000	Unch
	Gondal	Shankar-6	5059	5034	25
	Rajkot	B.T. Cotton	5061	5138	-77
	Patan	B.T. Cotton	NA	NA	-
	Kadi	B.T. Cotton	NA	NA	-
	Deesa	B.T. Cotton	NA	NA	-
	Dhrol	B.T. Cotton	4592	NA	-
Haryana	Bhiwani	B.T. Cotton	NA	NA	-
	Bhiwani	Desi	NA	NA	-
	Adampur	B.T. Cotton	NA	NA	-
	Fatehabad	B.T. Cotton	NA	NA	-
	Jind	B.T. Cotton	NA	NA	-
	Uchana	B.T. Cotton	NA	NA	-
	Dabwali	B.T. Cotton	NA	NA	-
Rajasthan	Hanumangarh	B.T. Cotton	NA	NA	-
	Rawatsar	B.T. Cotton	NA	NA	-
Madhya Pradesh	Khandwa	Mech-1	NA	NA	-
	Khargaon	Mech-1	NA	NA	-
Maharashtra	Amravati	Mech-1	NA	NA	-
	Jamner	Medium Staple	NA	NA	-
Uttar Pradesh	Hathras	B.T. Cotton	NA	NA	-
	Hathras	Desi	NA	NA	-
Telangana	Adilabad	Un-Ginned	NA	NA	-
Andhra Pradesh	Adoni	Medium Staple	5004	5123	-119
Karnataka	Bijapur	Bunny	5193	5282	-88
	Hubli	D.C.H.	NA	NA	-
	Hubli	B.T. Cotton	NA	NA	-
	Raichur	H-44 Cotton	5137	5157	-21
Commodity	Lint		Prices (Rs./Maund of 37.32kg each)		Change
State	Centre	Variety	4th Aug'20 to 10th Sep'20	28th Aug'20 to 3rd Sep'20	
Punjab	Bhatinda	J-34	NA	NA	-

	Abohar	J-34	NA	NA	-
	Mansa	J-34	NA	NA	-
<b>Haryana</b>	Sirsa	J-34	3752	3775	<b>-23</b>
<b>Rajasthan</b>	Sri-Ganganagar	J-34	NA	NA	-

**Cotton Arrivals in Key Centers:**

Commodity	Kapas		Weekly Sum Arrivals (Quintal)		Change
State	Centre	Variety	4th Aug'20 to 10th Sep'20	28th Aug'20 to 3rd Sep'20	
<b>Gujarat</b>	Ahmedabad	Shankar-6	16150	20400	<b>-4250</b>
	Gondal	Shankar-6	3895	1902	<b>1993</b>
	Rajkot	B.T. Cotton	6882	10351	<b>-3469</b>
	Patan	B.T. Cotton	NA	NA	-
	Kadi	B.T. Cotton	NA	NA	-
	Deesa	B.T. Cotton	NA	NA	-
	Dhrol	B.T. Cotton	69	NA	-
<b>Haryana</b>	Bhiwani	B.T. Cotton	NA	NA	-
	Bhiwani	Desi	NA	NA	-
	Adampur	B.T. Cotton	NA	NA	-
	Fatehabad	B.T. Cotton	NA	NA	-
	Jind	B.T. Cotton	NA	NA	-
	Uchana	B.T. Cotton	NA	NA	-
	Dabwali	B.T. Cotton	NA	NA	-
<b>Rajasthan</b>	Hanumangarh	B.T. Cotton	NA	NA	-
	Rawatsar	B.T. Cotton	NA	NA	-
<b>Madhya Pradesh</b>	Khandwa	Mech-1	NA	NA	-
	Khargaon	Mech-1	NA	NA	-
<b>Maharashtra</b>	Amravati	Mech-1	NA	NA	-
	Jamner	Medium Staple	NA	NA	-
<b>Uttar Pradesh</b>	Hathras	B.T. Cotton	NA	NA	-
	Hathras	Desi	NA	NA	-
<b>Telangana</b>	Adilabad	Un-Ginned	NA	NA	-
<b>Andhra Pradesh</b>	Adoni	Medium Staple	NA	NA	-
<b>Karnataka</b>	Bijapur	Bunny	10892	7609	<b>3283</b>
	Hubli	D.C.H.	NA	NA	-
	Hubli	B.T. Cotton	NA	NA	-
	Raichur	H-44 Cotton	1041	989	<b>52</b>



Commodity	Lint		Weekly Sum Arrivals (Quintal)		Change
State	Centre	Variety	4th Aug'20 to 10th Sep'20	28th Aug'20 to 3rd Sep'20	
Punjab	Bhatinda	J-34	NA	NA	-
	Abohar	J-34	NA	NA	-
	Mansa	J-34	NA	NA	-
Haryana	Sirsa	J-34	NA	NA	-
Rajasthan	Sri-Ganganagar	J-34	NA	NA	-

#### Cotton Association of India Spot Rates:

Trade Name	Staple	Micronaire	Strength/ GPT	Weekly Average Prices		+/- Change
				4th Aug'20 to 10th Sep'20	28th Aug'20 to 3rd Sep'20	
Bengal Deshi (RG)/Assam Comilla	Below 22mm	5.0 - 7.0	15	36033	36580	-547
Bengal Deshi (SG)	Below 22mm	5.0 - 7.0	15	36817	37300	-483
J-34	27mm	3.5 - 4.9	23	35117	35520	-403
H-4/ MECH-1	28mm	3.5 - 4.9	27	35200	35000	200
Shankar-6	29mm	3.5 - 4.9	28	36300	36100	200
Bunny/ Brahma	31mm	3.5 - 4.9	30	37900	37640	260
MCU-5/ Surabhi	32mm	3.3 - 4.9	31	38333	38200	133
DCH-32	34mm	3.0 - 3.8	33	53700	53700	Unch

#### Week on Week Price: Scenario of Cotton:

Commodity	Kapas		Today	Week Ago	Month Ago	Year Ago
State	Centre	Variety	12-Sep-20	5-Sep-20	13-Aug-20	12-Sep-19
Gujarat	Ahmedabad	Shankar-6	5000	5000	Closed	NA
	Gondal	Shankar-6	4980	5005	Closed	5500
	Rajkot	B.T. Cotton	5085	5060	Closed	5530
	Patan	B.T. Cotton	NA	NA	NA	5515
	Kadi	B.T. Cotton	NA	NA	NA	5550
	Deesa	B.T. Cotton	NA	NA	NA	NA
	Dhrol	B.T. Cotton	NA	4590	NA	NR
Haryana	Bhiwani	B.T. Cotton	NA	NA	NA	5600

	Bhiwani	Desi	NA	NA	NA	NA
	Adampur	B.T. Cotton	NA	NA	NA	5350
	Fatehabad	B.T. Cotton	NA	NA	NA	5350
	Jind	B.T. Cotton	NA	NA	NA	5700
	Uchana	B.T. Cotton	NA	NA	NA	5385
	Dabwali	B.T. Cotton	NA	NA	NA	NR
<b>Rajasthan</b>	Hanumangarh	B.T. Cotton	NA	NA	NA	Closed
	Rawatsar	B.T. Cotton	NA	NA	NA	Closed
<b>Madhya Pradesh</b>	Khandwa	Mech-1	NA	NA	NA	5491
	Khargaon	Mech-1	NA	NA	NA	5427
<b>Maharashtra</b>	Amravati	Mech-1	NA	NA	NA	5300
	Jamner	Medium Staple	NA	NA	NA	NA
<b>Uttar Pradesh</b>	Hathras	B.T. Cotton	5000	NA	NA	NA
	Hathras	Desi	4000	NA	NA	NA
<b>Telangana</b>	Adilabad	Un-Ginned	NA	NA	NA	5400
<b>Andhra Pradesh</b>	Adoni	Medium Staple	5071	5035	NA	6239
<b>Karnataka</b>	Bijapur	Bunny	NA	5213	4869	5929
	Hubli	D.C.H.	NA	NA	NA	NA
	Hubli	B.T. Cotton	NA	NA	NA	NA
	Raichur	H-44 Cotton	5120	5100	4950	5470
<b>Commodity</b>	<b>Lint</b>		<b>Today</b>	<b>Week Ago</b>	<b>Month Ago</b>	<b>Year Ago</b>
<b>State</b>	<b>Centre</b>	<b>Variety</b>	<b>12-Sep-20</b>	<b>5-Sep-20</b>	<b>13-Aug-20</b>	<b>12-Sep-19</b>
<b>Punjab</b>	Bhatinda	J-34	NA	NA	NA	4130
	Abohar	J-34	NA	NA	NA	4140
	Mansa	J-34	NA	NA	NA	4140
<b>Haryana</b>	Sirsa	J-34	3740	3750	3590	4120
<b>Rajasthan</b>	Sri-Ganganagar	J-34	NA	NA	NA	NA

**Cotton Arrivals in Key Centers:**

<b>Commodity</b>	<b>Kapas</b>		<b>Arrivals (Quintal)</b>	<b>Arrivals (Quintal)</b>	<b>Arrivals (Quintal)</b>	<b>Arrivals (Quintal)</b>
<b>State</b>	<b>Centre</b>	<b>Variety</b>	<b>12-Sep-20</b>	<b>5-Sep-20</b>	<b>13-Aug-20</b>	<b>12-Sep-19</b>
<b>Gujarat</b>	Ahmedabad	Shankar-6	3400	2550	Closed	NA
	Gondal	Shankar-6	384	872	Closed	48
	Rajkot	B.T. Cotton	1351	872	Closed	226
	Patan	B.T. Cotton	NA	NA	NA	NA

	Kadi	B.T. Cotton	NA	NA	NA	NA
	Deesa	B.T. Cotton	NA	NA	NA	NA
	Dhrol	B.T. Cotton	NA	38	NA	NA
<b>Haryana</b>	Bhiwani	B.T. Cotton	NA	NA	NA	15000
	Bhiwani	Desi	NA	NA	NA	NA
	Adampur	B.T. Cotton	NA	NA	NA	425
	Fatehabad	B.T. Cotton	NA	NA	NA	NA
	Jind	B.T. Cotton	NA	NA	NA	55
	Uchana	B.T. Cotton	NA	NA	NA	83
	Dabwali	B.T. Cotton	NA	NA	NA	10
<b>Rajasthan</b>	Hanumangarh	B.T. Cotton	NA	NA	NA	NA
	Rawatsar	B.T. Cotton	NA	NA	NA	NA
<b>Madhya Pradesh</b>	Khandwa	Mech-1	NA	NA	NA	NA
	Khargaon	Mech-1	NA	NA	NA	NA
<b>Maharashtra</b>	Amravati	Mech-1	NA	NA	NA	NA
	Jamner	Medium Staple	NA	NA	NA	NA
<b>Uttar Pradesh</b>	Hathras	B.T. Cotton	350	NA	NA	300
	Hathras	Desi	60	NA	NA	30
<b>Telangana</b>	Adilabad	Un-Ginned	NA	NA	NA	NA
<b>Andhra Pradesh</b>	Adoni	Medium Staple	0	NA	NA	NA
<b>Karnataka</b>	Bijapur	Bunny	NA	1467	112	49
	Hubli	D.C.H.	NA	NA	NA	NA
	Hubli	B.T. Cotton	NA	NA	NA	NA
	Raichur	H-44 Cotton	165	60	187	NA
<b>Commodity</b>	<b>Lint</b>		<b>Arrivals (Quintal)</b>	<b>Arrivals (Quintal)</b>	<b>Arrivals (Quintal)</b>	<b>Arrivals (Quintal)</b>
<b>State</b>	<b>Centre</b>	<b>Variety</b>	<b>12-Sep-20</b>	<b>5-Sep-20</b>	<b>13-Aug-20</b>	<b>12-Sep-19</b>
<b>Punjab</b>	Bhatinda	J-34	NA	NA	NA	850
	Abohar	J-34	NA	NA	NA	255
	Mansa	J-34	NA	NA	NA	51
	Sirsa	J-34	NA	NA	NA	NA
	Sri-Ganganagar	J-34	NA	NA	NA	NA

**Disclaimer**

The information and opinions contained in the document have been compiled from sources believed to be reliable. The company does not warrant its accuracy, completeness and correctness. Use of data and information contained in this report is at your own risk. This document is not, and should not be construed as, an offer to sell or solicitation to buy any commodities. This document may not be reproduced, distributed or published, in whole or in part, by any recipient hereof for any purpose without prior permission from the Company. IASL and its affiliates and/or their officers, directors and employees may have positions in any commodities mentioned in this document (or in any related investment) and may from time to time add to or dispose of any such commodities (or investment). Please see the detailed disclaimer at <http://www.agriwatch.com/Disclaimer.asp> © 2020 Indian Agribusiness Systems Ltd.

