

**COTTON WEEKLY RESEARCH REPORT**  
**21<sup>st</sup> Sep 2020****Domestic market summary**

**Domestic market Scenario:** CCI sales declined as the mills already have excess stock due to the lower demand and only limited stock of quality cotton is available. However, Indian spinning mills are getting good overseas demand for yarn and that has supported the domestic market, during last week. In fact, Chinese exporters are complaining that many of their yarn orders were being switched to India and Pakistan. The delay in arrivals could lead to only a slight surge in prices, as there is already excess stock with CCI and mills. The Indian cotton exchange front month's prices stood firm, around Rs 37,563 per candy. Gujarat Shankar-6 variety cotton spot prices stood firm around Rs.36,100 candy during the week.

**Weekly Price Outlook :** The average price of Kapas is likely to remain between Rs. 4950-5250/q in Rajkot while the prices in Andhra Pradesh likely to hover around Rs.4700-4950/q.

**Major Market Highlights:**

- The quality of the new arrivals will improve in the coming days and the arrivals from few regions might be delayed due to the heavy rainfall.
- Cotlook index stood firm at 71.28 cents/lbs and the ICE cotton future also stood slightly firm (64.85 cents/lbs) in last week.
- Indian Rupee stood steady between 73.44 and 73.65 during this week.

**Market Highlights:**

- **Cotton has been sown across India in around 129.47 lakh ha as of 17<sup>th</sup> Sep'20 for 2020-21, up by 1% to the total acreage under cotton last year.** The yield loss is expected in Punjab and Haryana amid continuous rainfall and whitefly attack on the crop. In Maharashtra, around 42.25 lakh ha and in Gujarat the area under 22.79 lakh ha is covered by cotton sowing, down by -4.6% and -14.6%, respectively compared to last year's total acreage. The area in Andhra Pradesh is still lagging behind by 12% covering 5.64 lakh ha as of 17<sup>th</sup> Sep'20 and Telangana has reported the maximum surge of 29.7% (24.13 lakh ha) in area this year. The sowing across India has almost finished.
- **The hike in raw cotton MSP for the 2020-21 season by the government would eventually result in an increase in the production cost of cotton lint, for the ginning mills.** If the ginner sells cotton at higher prices to spinning mills, the cost of yarn production would increase. Hence, the entire chain of the cotton industry would incur a higher cost of production. The demand for cotton and its by-products is already lower in the domestic and

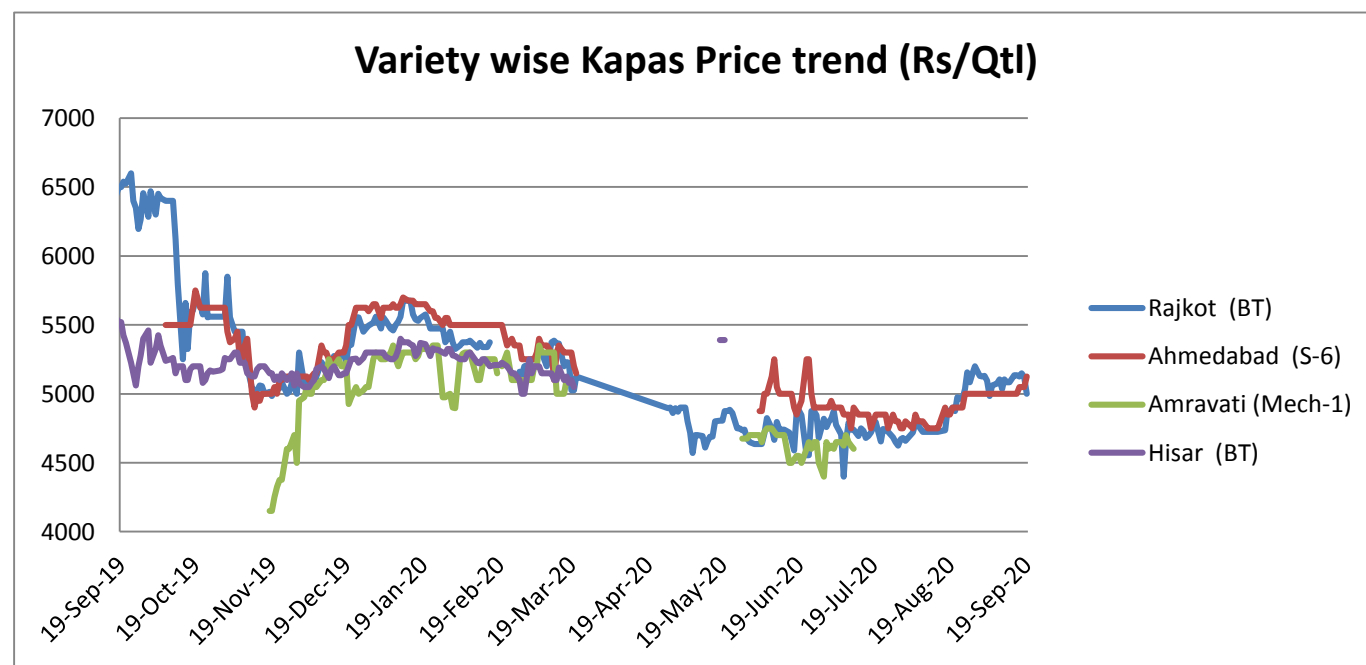
international markets. The higher price of yarn, fabrics and garments would discourage the Indian exports. Also, CCI's cotton selling policy is very uncertain because of no specification in the price and timing of cotton sales in the market. The whole cotton industry is unable to make long-term business commitments regarding exports.

- **As the advancement of rainfall in Maharashtra, Karnataka, Gujarat (Saurashtra), few areas in Madhya Pradesh & Telangana, and coastal AP is expected by IMD in the coming 2 weeks**, therefore, the arrivals from the central & South India likely to be delayed by 10-15 days in Oct'20. Telangana is the CCI's largest procurement destination, and if weather favours, CCI could commence procurement on time in the state then full-fledged arrivals could be expected. CCI expects that the agency would get extra days for exporting more if the arrivals get delayed and could reach to 55 lakh bales in the current season.

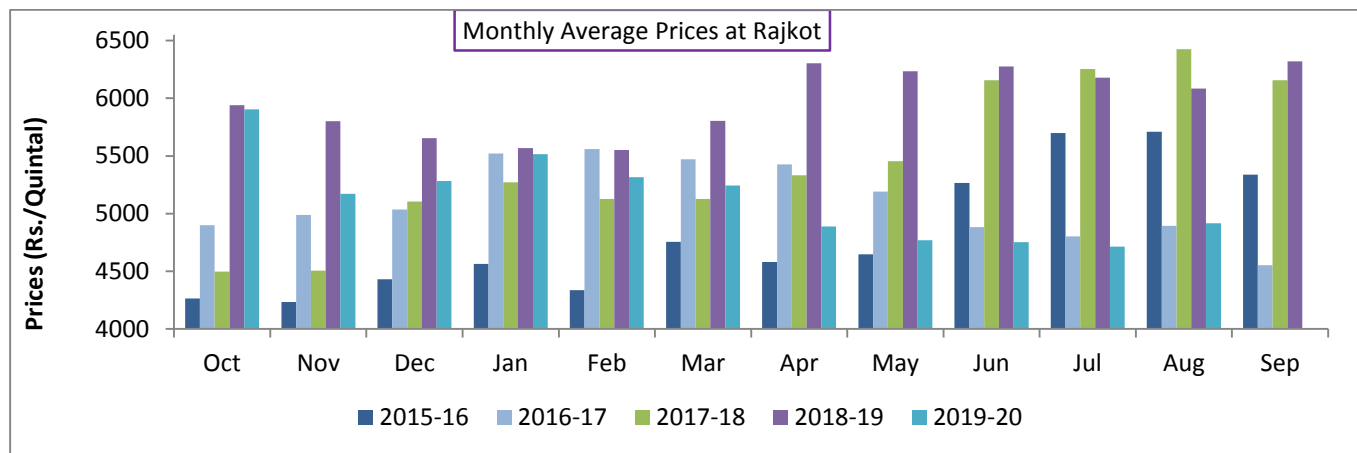
## **Domestic Cotton Prices Scenario**

### **Kapas (Raw Cotton) Weekly Price Scenario**

**Weekly Price Review:** Weekly kapas average price at Rajkot was firm at Rs. 5120/q compared to the prior week that traded lower at Rs. 5060/q. The kapas prices could see a surge in coming days due to delay in arrivals in Saurashtra region.



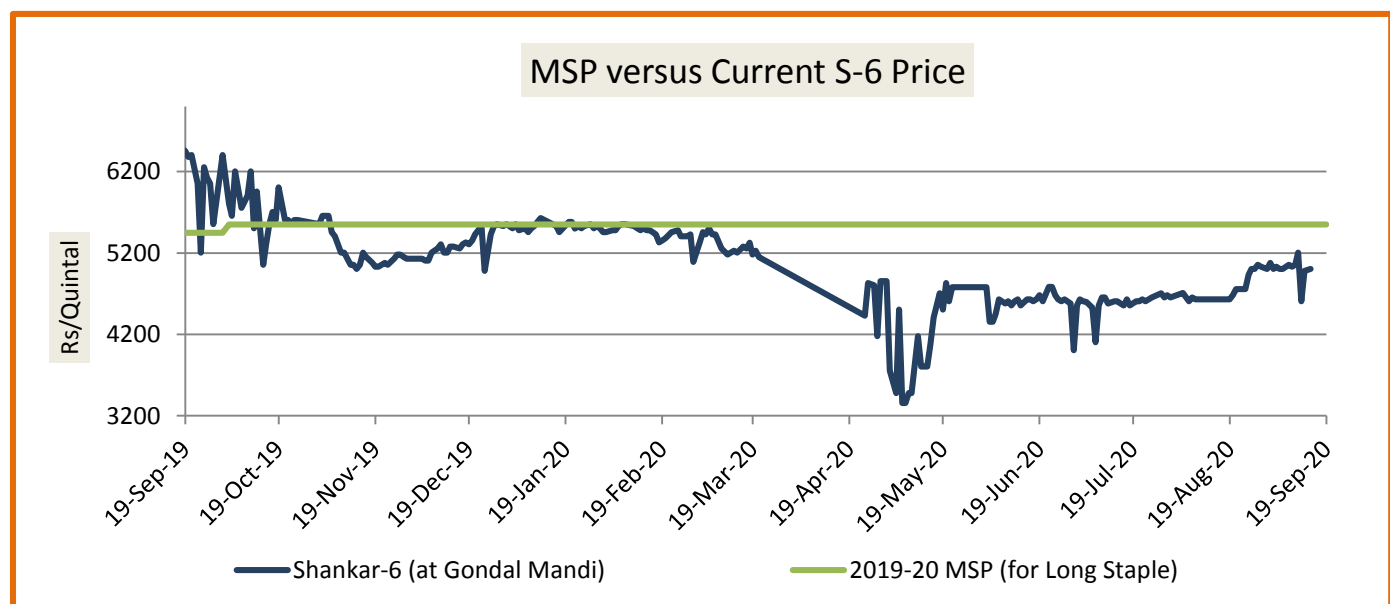
### Kapas Monthly M-o-M Price Scenario



The arrivals in the month of Aug declined being the end of the season. The monthly average price was firm in Aug at Rs. 4916/q compared to the prices during the corresponding month of the previous season due to the lower demand this year. Monthly average price of Kapas at Rajkot remained Rs. 4713 per quintal during July'20, and Rs. 6083/quintal during last year in Aug'19. Gujarat's farmers have diverted from cotton to grow groundnut so Gujarat cotton sowing reduced to 5% to stay below 24 lakh hectares.

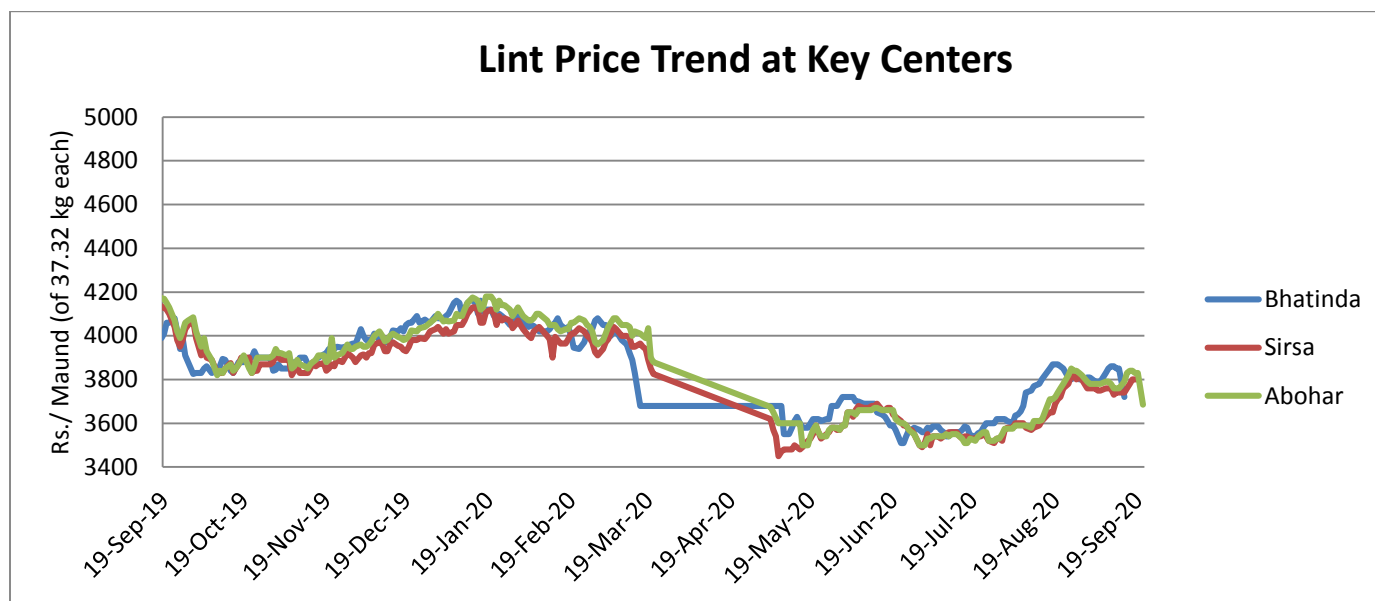
### Spot Price versus MSP

The prices declined during the week ending on 17<sup>th</sup> Sep'20 in Gondal. Kapas at Gondal market closed at Rs.4984/q, increased from prior week that stood at Rs. 5060/q. Average price in the week stood weak and the difference from MSP narrowed down by around Rs. 565/q from MSP (Rs.5550/q).



## Lint price Outlook

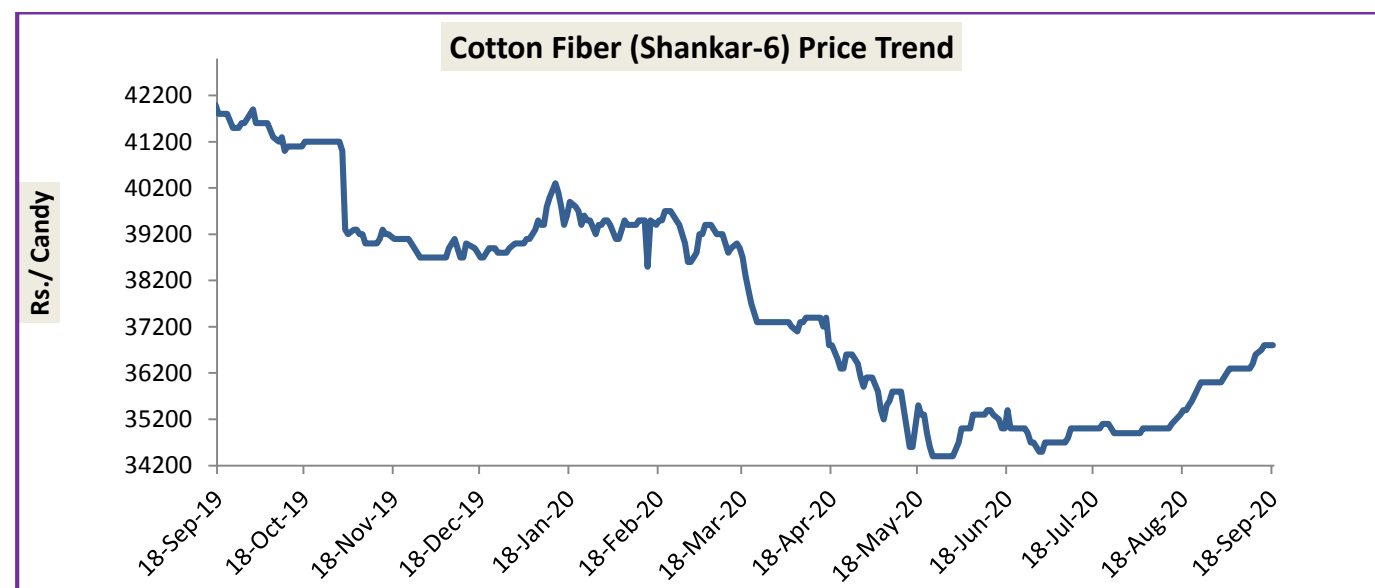
The average price remained steady around Rs.3760/maund of lint in Sirsa. The commencement of new arrivals led to decline in prices this week in Punjab due to low quality and high moisture levels. While the average price in Bhatinda and Abohar in the last week stood steady around Rs.3830 and Rs. 3803/maund of 37.32 kg each respectively.



Source: Agriwatch

## Cotton Fiber price Outlook

The average cotton fiber (Shankar-6) of premium quality prices was firm at Rs. 36680/candy from around Rs. 36300/candy compared to the previous week. The higher stock available with CCI and the upcoming new arrivals might not drag prices to rise. Average prices were around Rs. 41,860 per candy last year during the same time. We expect cotton fiber to remain steady in range of Rs. 35500-37500 per candy in the coming week candy.



Source: Cotton Association of India (CAI)

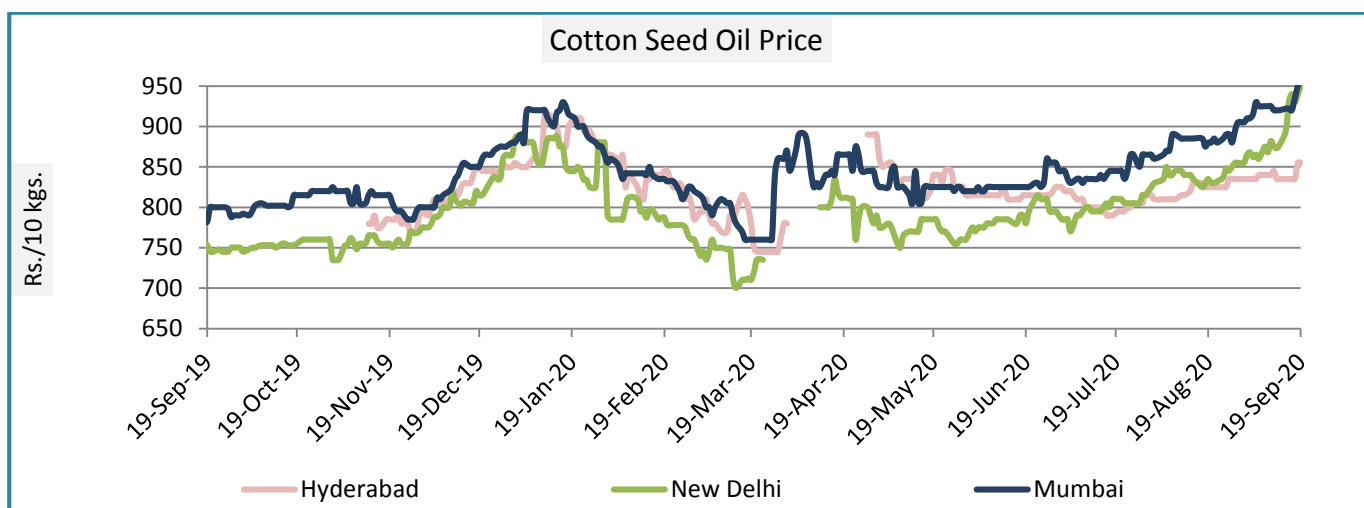
## **Cotton Seed Oil and Cotton Seed Oil Cake**

### **Cotton Seed Oil weekly Price Scenario**

Cotton seed oil price showed firm trend across all the centres during the week ending on 17<sup>th</sup> Sep'20. Weekly average price in Hyderabad stood firm at Rs. 948. In Mumbai the prices ranged around Rs. 945 and Rs.919 per 10 Kg in New Delhi.

	Weekly Average Price as on (Rs/10 kg.)		% Change
	17-Sep-20	10-Sep-20	
<b>New Delhi</b>	919	872	5.35
<b>Rajkot</b>	943	910	3.57
<b>Hyderabad</b>	948	842	12.67
<b>Mumbai</b>	945	922	2.44

Source: Agriwatch

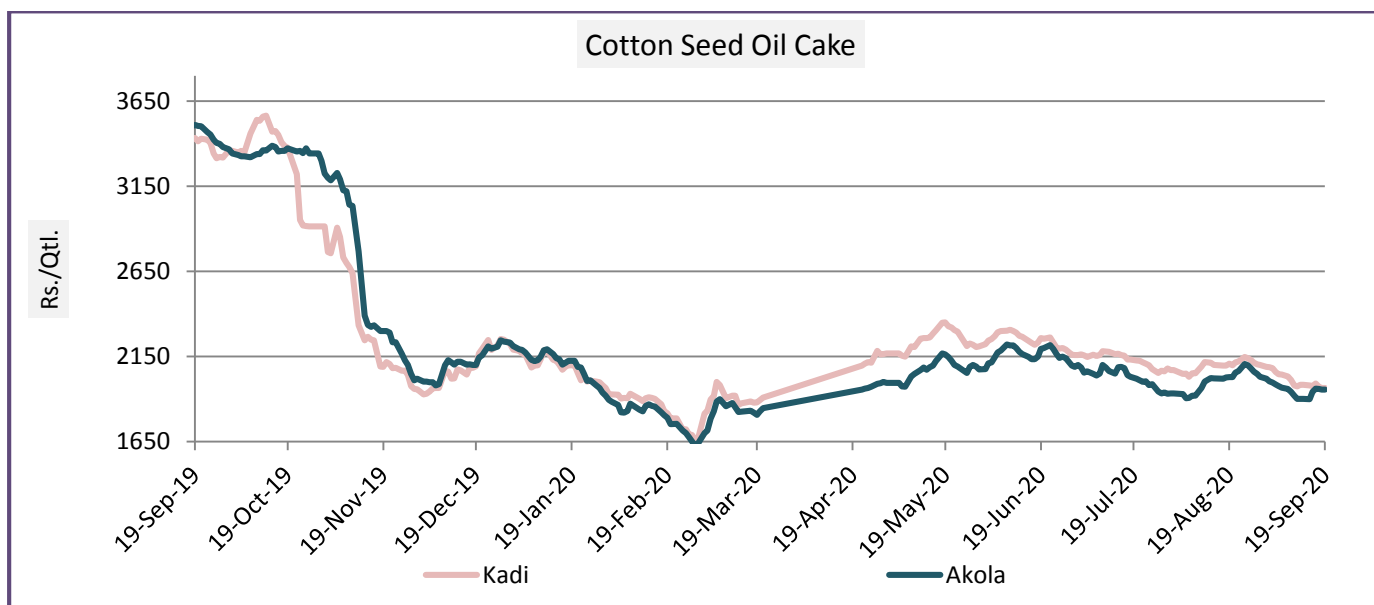


### **Cotton Seed Oil Cake weekly Price Scenario**

The spot prices in Kadi were down by 1.65% in Kadi to Rs. 1982/q and down by 0.86% in Akola to around Rs. 1928/q. There is good availability of green fodder in the market amid good amount rainfall this year, therefore, weighing on the cottonseed oilcake prices. Although the prices could see some rise by the November month due to the expectation of good demand as the winter season arrives. While NCDEX Cotton seed oil cake futures ended on a weak note on Friday at Rs. 1816/q against Rs. 1894/q in the prior week. NCDEX Cocudakl is now getting support at 1795 and first resistance is now likely to be seen at 1884.

Centers	Weekly Average Price as on (Rs/quintal.)*		% Change
	17-Sep-20	10-Sep-20	
Kadi	1982	2015	-1.65
Akola	1928	1945	-0.86

Source: NCDEX



### **International Market Scenario**

Average International ICE cotton prices stood firm at 64.85 cents/lbs, up by 1.19 points from 63.66 cents/lbs during the last week. The weather across US was not conducive to the crop growth. The crops in Florida, southern Alabama and Georgia suffered significant damage amid heavy rains. Cotlook A index weekly average stood slightly firm at 71.99 cents/pound this week, which was at 69.99 cents/pound during last week.

### **Major Market Highlights:**

- **U.S. Export Sales showed significant high sales compared to last week. Net UPLAND sales of 5,19,600 RB for 2020- 2021** primarily for China (4,40,100 RB including 1,500 RB switched from Taiwan and decreases of 2,300 RB), Mexico (20,000 RB), Pakistan (17,600 RB), Vietnam (11,300 RB, including 1,300 RB switched from South Korea), and Turkey (7,800 RB), and there were reductions in slae for Japan (1,100 RB) and South Korea (500 RB).

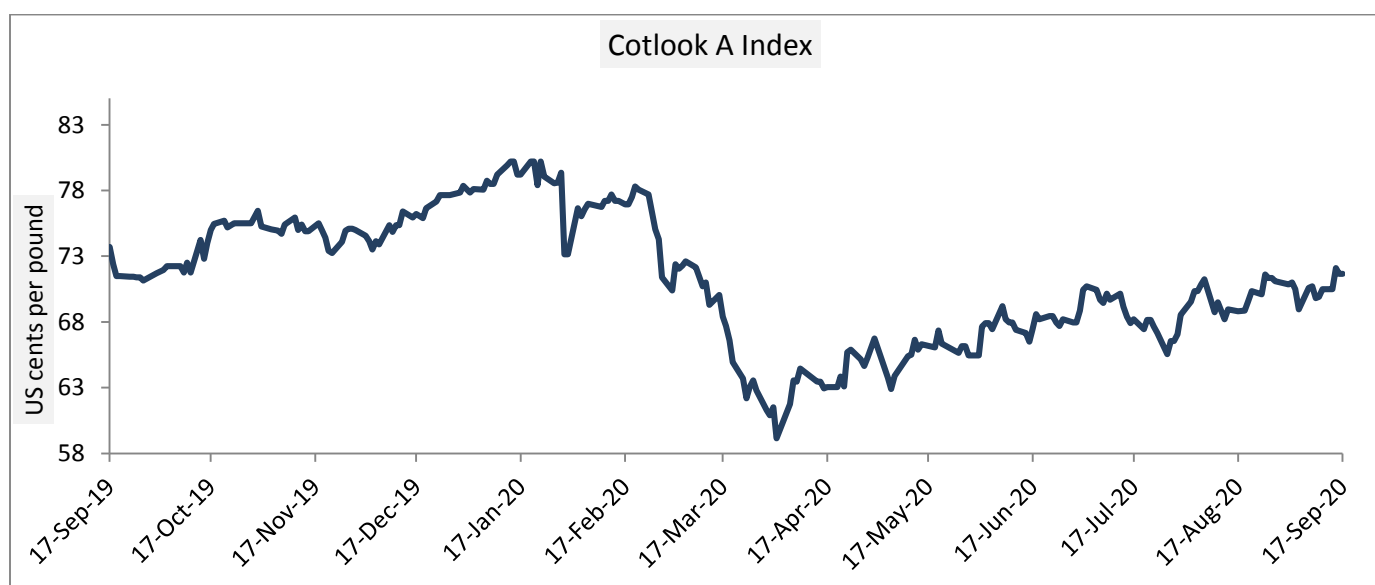
- The US retail apparel sales contracted this year according to the news sources, comparatively Chinese apparel sales were more than 93% of the US sales level in the first nine months of 2020.** Chinese total retail sales in August was 492.1 billion USD, which is around 90% of the US level in August. August sales were up 5% from a year ago in China. According to one of the consulting agency forecast in US, the retail sales in US would end down 20-30% for the year, and sales in 2021 would remain weak, declining 10% to 25% from 2019 levels. In this view, China can overtake the US apparel market sales by the coming year.
- The Brazilian cotton started flowing in the market and the new crop is expected to fulfill export orders in the Asian markets by late October and November.** Both Brazilian and Indian cotton is expected to arrive in the market at the same time. Spinners have recently moved to focus on Brazilian and US for contamination improvement and better contract performance. But the improved quality of the CCI offers in India could compete over Brazil in the interests of Chinese mills.

### Cotlook A Index

Cotlook A index was firm in the last week. The Cotlook A Index was at 71.28 cents/lb higher compared to the previous week (69.99 cents/lb).

Cotlook A Index	WeeklyAverage Price change as on		% Change
	17-Sep-20	10-Sep-20	
Prices	71.28	69.99	1.84
Prices in US cents per Pound			

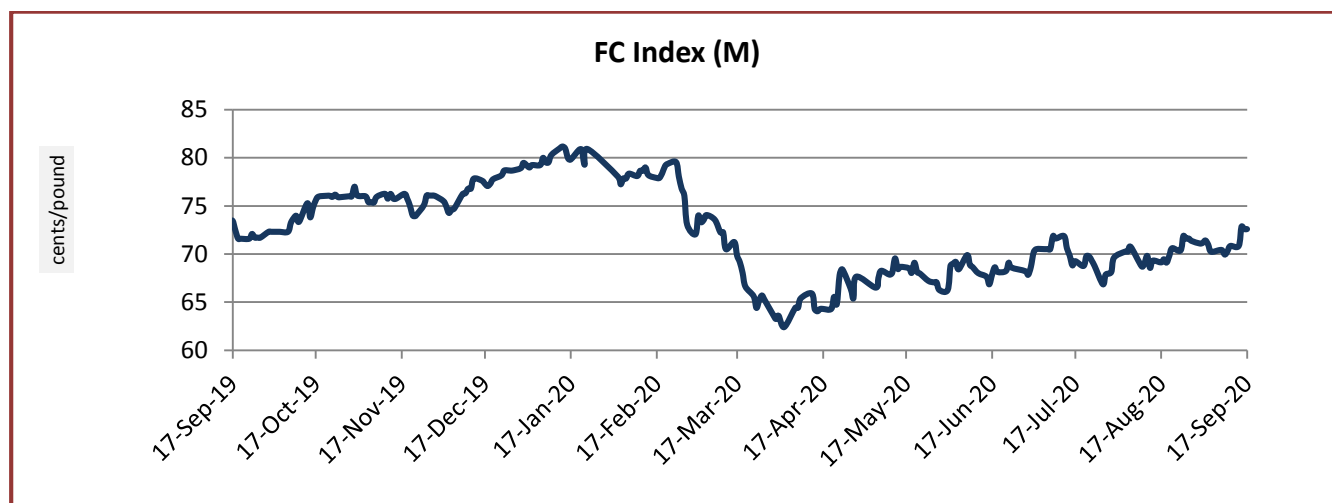
Source: Cotlook



### China Cotton Index and Foreign Cotton Index

Cotton Index	Weekly Average Price as on		% Change
	17-Sep-20	10-Sep-20	
FC (S)	74.93	73.34	2.16
FC (M)	71.94	70.26	2.39
FC (L)	70.91	69.26	2.38
Prices in US cents per Pound			

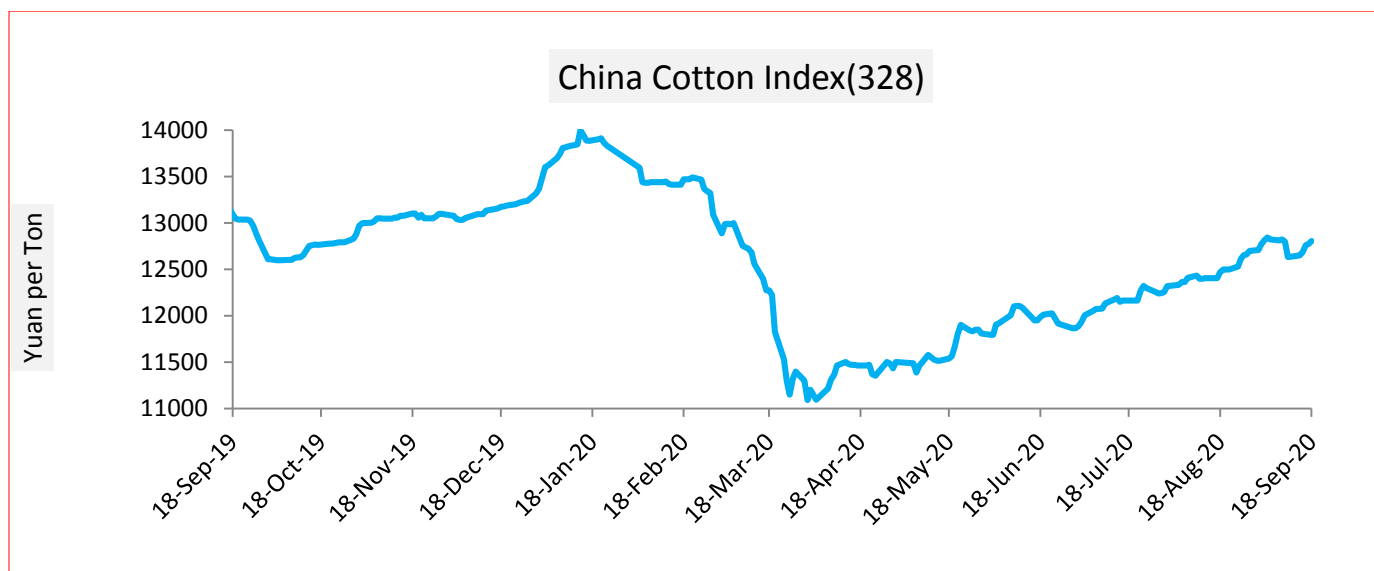
Source: China Cotton Association



Cotton Index	Weekly Average Price as on		% Change
	17-Sep-20	10-Sep-20	
CCIndex(328)	12699.60	12776.80	-0.60
CCIndex(527)	11716.00	11824.00	-0.91
CCIndex(229)	13026.00	13105.60	-0.61
Prices in Yuan per ton			

Source: China Cotton Association



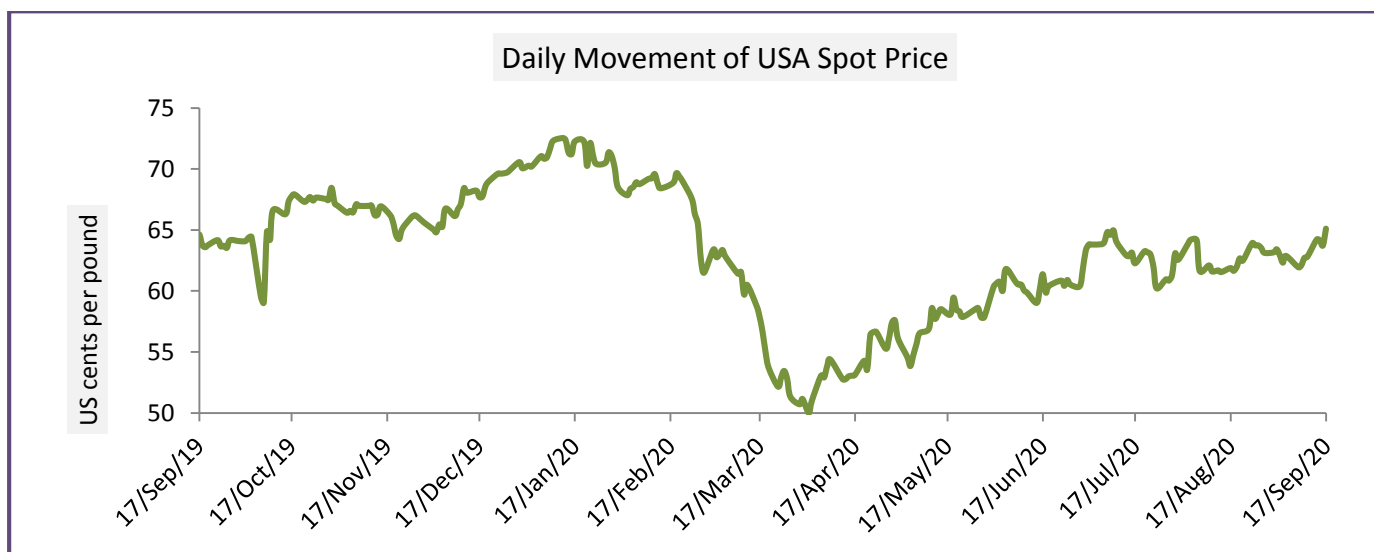


## USA Spot Prices

The net export sales were much higher in the report, released last week. China was the major buyer importing around 4 lakh US bales, accounting for around 82% of new sales. The crop damages were reported in the Mid-South that previously gotten hit with Laura and, while the Southeast had so far not been affected, the crop in some places was 50% or more open and vulnerable.

USA Spot Prices	Monthly Average Price as on		% Change
	17-Sep-20	10-Sep-20	
Prices	64.00	62.41	2.55
Prices in US cents per Pound			

Source: USDA



## Pakistan Spot Prices

The local textile mills in Pakistan have increased the cotton imports in the view of lower crop in 2020-21. The raw cotton prices in Pakistan during the second week of September increased gradually. The quality of kapas has improved slightly after the rains. According to the statistics released by Pakistan Cotton Ginners Association till September 15, major reduction of 8 lakh bales (44.22%) in cotton production in 2020-21 was witnessed as compared to last year production during this year.

Karachi Spot Prices	Weekly Average Price as on		% Change
	17-Sep-20	10-Sep-20	
Prices	8780	8947	-1.86
Prices in Rs per 37.32 Kg			

Source: Fibre2fashion.com

**Commodity: Cotton**  
**Contract: Oct**

**Exchange: MCX**  
**Expiry: Oct 30, 2020**

### Cotton



#### Technical Commentary:

- Cotton 29 mm MCX Oct. contract fell in the last trading hours of the day.
- Relative strength indicator (RSI) is down in the neutral region.
- The price closed below moving averages.
- Both price & open interest decreased indicating long liquidation phase.

We will advise traders to sell today.

**Strategy: Sell On Rise**

**Intraday Supports & Resistances**

**S2**

**S1**

**PCP**

**R1**

**R2**

Cotton	MCX	Oct	17480	17560	17880	18110	18230
			<b>Call</b>	<b>Entry</b>	<b>T1</b>	<b>T2</b>	<b>SL</b>
Cotton	MCX	Oct	<b>Sell</b>	17890	17770	17670	17962

\* Do not carry-forward the position next day

**Commodity: Cotton Seed oil Cake**  
**Contract: Dec**

**Exchange: NCDEX**  
**Expiry: Dec 19, 2020**

### Cotton

COTTON SEED OIL 2012(NCCOUZ0)2020/09/18 - Daily B:1816.00 A:1819.00  
 O 1844.00 H 1859.00 L 1806.00 C 1816.00 ↑ V 20,040 I 18,830 -28 -1.52%  
 EMA(9) 1852.4 (18) 1850.9



#### Technical Commentary:

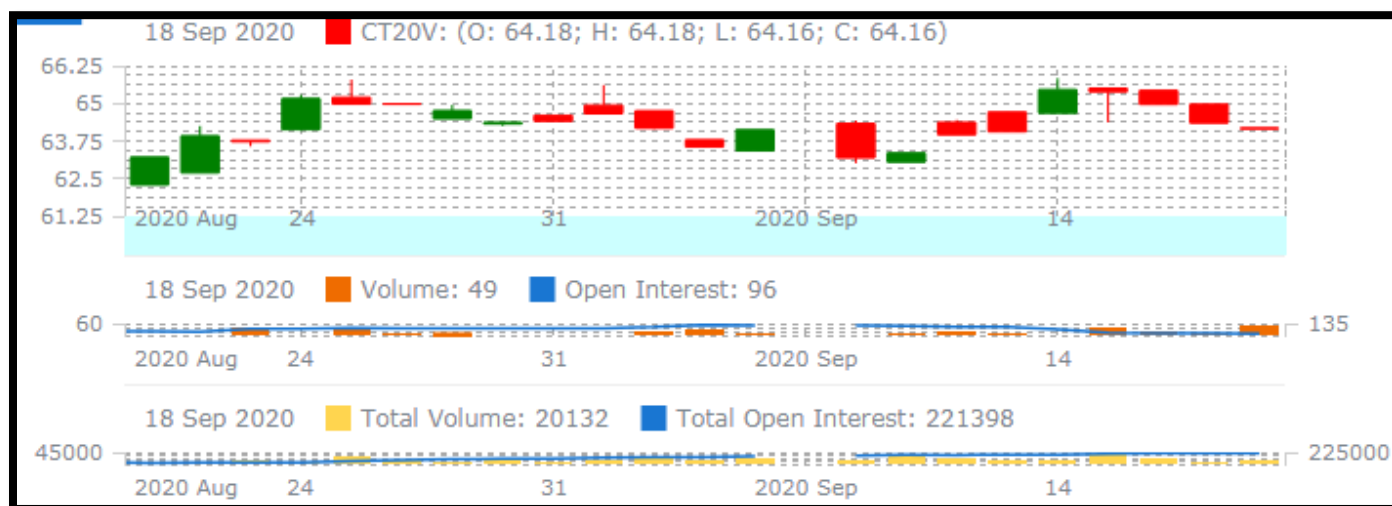
- Overall Candlestick pattern shows downtrend.
- RSI is down in the neutral region.
- Prices closed below 9 and 18 days EMAs.
- Price and open interest are downside indicating short build up phase in the market.

We will advise traders to sell today.

#### Strategy: **Sell On Rise**

Intraday Supports & Resistances			S2	S1	PCP	R1	R2
Cotton oil cake	NCDEX	Dec	1684	1734	1816	1925	1975
Intraday Trade Call			Call	Entry	T1	T2	SL
Cotton oil cake	NCDEX	Dec	<b>Sell</b>	1810	1775	1750	1831

\* Do not carry-forward the position next day.

**Technical Analysis of Cotton Future (Oct'20 Contract) at ICE**


- Candlesticks denote consolidation in the market.
- Both total volume & Open Interest increased compared to last week.
- We expect cotton prices to remain range-bound in the coming week.

**Expected Price Range During Coming month**

Expected Trend	Expected Trading Band
Range bound Momentum	62.29-65.84

**Expected Support and Resistance**

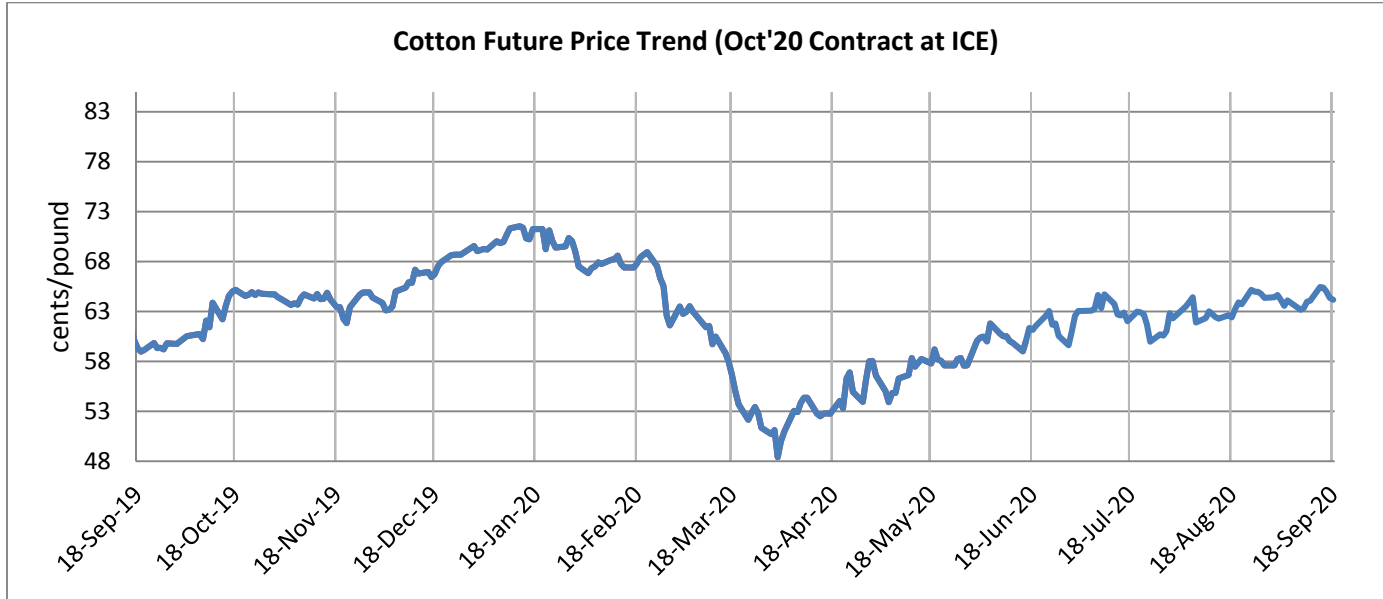
Support 1	Support 2	Resistance 1	Resistance 2
61	62	66	67

Figures in US cents/pound

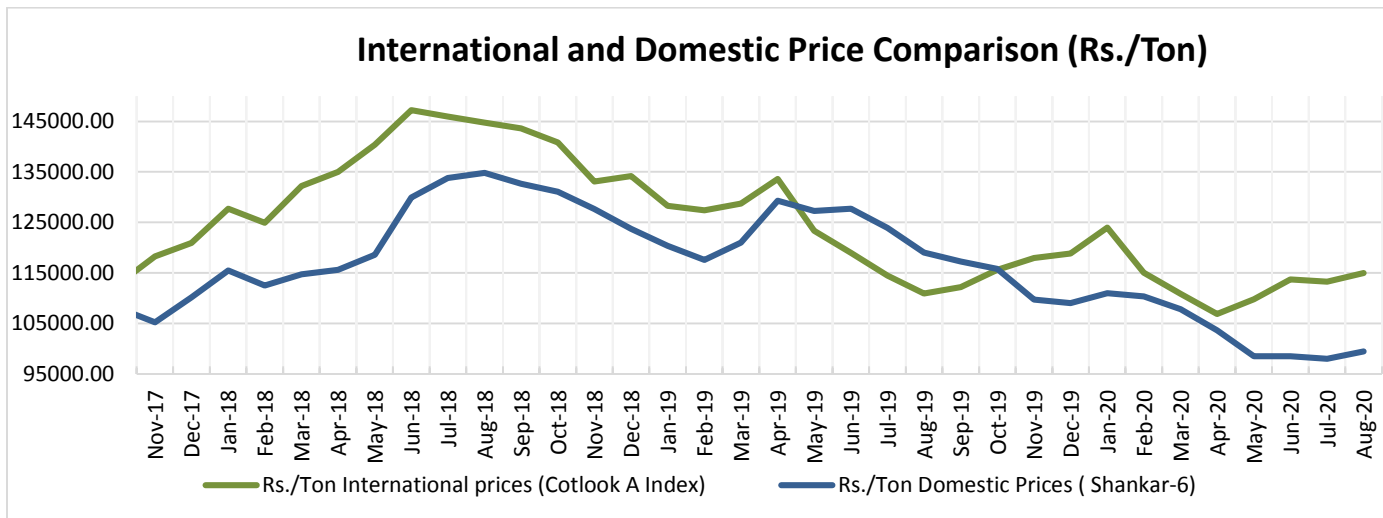
**Cotton Future Prices at ICE**

Cotton Prices in Future Contract on ICE						Prices in cents/Lb	
Contracts	18-Sep-20	19-Aug-20 (1 month ago)	19-Jun-20 (3 months ago)	23-Mar-20 (6 months ago)	18-Sep-19 (a year ago)	% Change over a month	% Change over previous year
Oct-20	64.16	63.21	59.90	52.87	59.36	1.50	8.09
Dec-20	65.66	63.77	59.81	52.77	60.5	2.96	8.53
Mar-21	66.58	64.69	60.56	53.88	61.22	2.92	8.76
May-21	67.35	65.33	61.12	54.87	62.25	3.09	8.19
Jul-21	68.01	65.73	61.44	51.54	63.21	3.47	7.59

### Future Price Trend (Active Contract):



### International and Domestic Price Comparison



Cotton Prices at Key Spot Markets:

Commodity	Kapas		Weekly Average Prices (Rs./Quintal)		Change
State	Centre	Variety	11th Aug'20 to 17th Sep'20	4th Aug'20 to 10th Sep'20	
Gujarat	Ahmedabad	Shankar-6	5017	5000	17
	Gondal	Shankar-6	4984	5059	-75
	Rajkot	B.T. Cotton	5119	5061	58
	Patan	B.T. Cotton	NA	NA	-
	Kadi	B.T. Cotton	NA	NA	-
	Deesa	B.T. Cotton	NA	NA	-
	Dhrol	B.T. Cotton	4483	4592	-109
Haryana	Bhiwani	B.T. Cotton	NA	NA	-
	Bhiwani	Desi	NA	NA	-
	Adampur	B.T. Cotton	NA	NA	-
	Fatehabad	B.T. Cotton	NA	NA	-
	Jind	B.T. Cotton	NA	NA	-
	Uchana	B.T. Cotton	NA	NA	-
	Dabwali	B.T. Cotton	NA	NA	-
Rajasthan	Hanumangarh	B.T. Cotton	NA	NA	-
	Rawatsar	B.T. Cotton	NA	NA	-
Madhya Pradesh	Khandwa	Mech-1	NA	NA	-
	Khargaon	Mech-1	NA	NA	-
Maharashtra	Amravati	Mech-1	NA	NA	-
	Jamner	Medium Staple	NA	NA	-
Uttar Pradesh	Hathras	B.T. Cotton	5067	NA	-
	Hathras	Desi	4000	NA	-
Telangana	Adilabad	Un-Ginned	NA	NA	-
Andhra Pradesh	Adoni	Medium Staple	5130	5004	126
Karnataka	Bijapur	Bunny	5156	5193	-37
	Hubli	D.C.H.	NA	NA	-
	Hubli	B.T. Cotton	NA	NA	-
	Raichur	H-44 Cotton	5145	5137	9
Commodity	Lint		Prices (Rs./Maund of 37.32kg each)		Change
State	Centre	Variety	11th Aug'20 to 17th Sep'20	4th Aug'20 to 10th Sep'20	
Punjab	Bhatinda	J-34	NA	NA	-
	Abohar	J-34	NA	NA	-
	Mansa	J-34	NA	NA	-
Haryana	Sirsa	J-34	3760	3752	8
Rajasthan	Sri-Ganganagar	J-34	NA	NA	-

Cotton Arrivals in Key Centers:

Commodity	Kapas		Weekly Sum Arrivals (Quintal)		Change
State	Centre	Variety	11th Aug'20 to 17th Sep'20	4th Aug'20 to 10th Sep'20	
Gujarat	Ahmedabad	Shankar-6	19550	16150	3400
	Gondal	Shankar-6	2680	3895	-1215
	Rajkot	B.T. Cotton	6687	6882	-195
	Patan	B.T. Cotton	NA	NA	-
	Kadi	B.T. Cotton	NA	NA	-
	Deesa	B.T. Cotton	NA	NA	-
	Dhrol	B.T. Cotton	47	69	-22
Haryana	Bhiwani	B.T. Cotton	NA	NA	-
	Bhiwani	Desi	NA	NA	-
	Adampur	B.T. Cotton	NA	NA	-
	Fatehabad	B.T. Cotton	NA	NA	-
	Jind	B.T. Cotton	NA	NA	-
	Uchana	B.T. Cotton	NA	NA	-
	Dabwali	B.T. Cotton	NA	NA	-
Rajasthan	Hanumangarh	B.T. Cotton	NA	NA	-
	Rawatsar	B.T. Cotton	NA	NA	-
Madhya Pradesh	Khandwa	Mech-1	NA	NA	-
	Khargaon	Mech-1	NA	NA	-
Maharashtra	Amravati	Mech-1	NA	NA	-
	Jamner	Medium Staple	NA	NA	-
Uttar Pradesh	Hathras	B.T. Cotton	2050	NA	-
	Hathras	Desi	545	NA	-
Telangana	Adilabad	Un-Ginned	NA	NA	-
Andhra Pradesh	Adoni	Medium Staple	NA	NA	-
Karnataka	Bijapur	Bunny	3356	10892	-7536
	Hubli	D.C.H.	NA	NA	-
	Hubli	B.T. Cotton	NA	NA	-
	Raichur	H-44 Cotton	501	1041	-540
Commodity	Lint		Weekly Sum Arrivals (Quintal)		Change
State	Centre	Variety	11th Aug'20 to 17th Sep'20	4th Aug'20 to 10th Sep'20	
Punjab	Bhatinda	J-34	NA	NA	-
	Abohar	J-34	NA	NA	-
	Mansa	J-34	NA	NA	-
Haryana	Sirsa	J-34	NA	NA	-
Rajasthan	Sri-Ganganagar	J-34	NA	NA	-

**Cotton Association of India Spot Rates:**

Trade Name	Staple	Micronaire	Strength/ GPT	Weekly Average Prices		+/- Change
				11th Aug'20 to 17th Sep'20	4th Aug'20 to 10th Sep'20	
Bengal Deshi (RG)/Assam Comilla	Below 22mm	5.0 - 7.0	15	35667	36033	<b>-367</b>
Bengal Deshi (SG)	Below 22mm	5.0 - 7.0	15	36367	36817	<b>-450</b>
J-34	27mm	3.5 - 4.9	23	35167	35117	<b>50</b>
H-4/ MECH-1	28mm	3.5 - 4.9	27	35500	35200	<b>300</b>
Shankar-6	29mm	3.5 - 4.9	28	36683	36300	<b>383</b>
Bunny/ Brahma	31mm	3.5 - 4.9	30	38017	37900	<b>117</b>
MCU-5/ Surabhi	32mm	3.3 - 4.9	31	38350	38333	<b>17</b>
DCH-32	34mm	3.0 - 3.8	33	53750	53700	<b>50</b>

**Week on Week Price: Scenario of Cotton:**

Commodity	Kapas		Today	Week Ago	Month Ago	Year Ago
State	Centre	Variety	18-Sep-20	11-Sep-20	19-Aug-20	18-Sep-19
Gujarat	Ahmedabad	Shankar-6	5050	5000	4850	NA
	Gondal	Shankar-6	5080	4605	Closed	5500
	Rajkot	B.T. Cotton	5120	5085	NR	5530
	Patan	B.T. Cotton	NA	NA	NA	5515
	Kadi	B.T. Cotton	NA	NA	NA	5550
	Deesa	B.T. Cotton	NA	NA	NA	NA
	Dhrol	B.T. Cotton	3250	4430	4500	NR
Haryana	Bhiwani	B.T. Cotton	NA	NA	NA	5600
	Bhiwani	Desi	NA	NA	NA	NA
	Adampur	B.T. Cotton	NA	NA	NA	5350
	Fatehabad	B.T. Cotton	NA	NA	NA	5350
	Jind	B.T. Cotton	NA	NA	NA	5700
	Uchana	B.T. Cotton	NA	NA	NA	5385
	Dabwali	B.T. Cotton	NA	NA	NA	NR
Rajasthan	Hanumangarh	B.T. Cotton	NA	NA	NA	Closed
	Rawatsar	B.T. Cotton	NA	NA	NA	Closed
Madhya Pradesh	Khandwa	Mech-1	NA	NA	NA	5491
	Khargaon	Mech-1	NA	NA	NA	5427
Maharashtra	Amravati	Mech-1	NA	NA	NA	5300
	Jamner	Medium Staple	NA	NA	NA	NA



Uttar Pradesh	Hathras	B.T. Cotton	5300	5000	NA	NA
	Hathras	Desi	4300	4000	NA	NA
Telangana	Adilabad	Un-Ginned	NA	NA	NA	5400
Andhra Pradesh	Adoni	Medium Staple	5170	5045	NA	6139
Karnataka	Bijapur	Bunny	5211	5151	4950	5929
	Hubli	D.C.H.	NA	NA	NA	NA
	Hubli	B.T. Cotton	NA	NA	NA	NA
	Raichur	H-44 Cotton	5280	5150	NA	5470
Commodity	Lint		Today	Week Ago	Month Ago	Year Ago
State	Centre	Variety	18-Sep-20	11-Sep-20	19-Aug-20	18-Sep-19
Punjab	Bhatinda	J-34	NA	NA	NA	4170
	Abohar	J-34	NA	NA	NA	4170
	Mansa	J-34	NA	NA	NA	4165
Haryana	Sirsa	J-34	3800	3740	3690	4130
Rajasthan	Sri-Ganganagar	J-34	NA	NA	NA	NA

#### Cotton Arrivals in Key Centers:

Commodity	Kapas		Arrivals (Quintal)	Arrivals (Quintal)	Arrivals (Quintal)	Arrivals (Quintal)
State	Centre	Variety	18-Sep-20	11-Sep-20	19-Aug-20	18-Sep-19
Gujarat	Ahmedabad	Shankar-6	3400	3400	8500	0
	Gondal	Shankar-6	576	580	Closed	254
	Rajkot	B.T. Cotton	1451	1100	NR	375
	Patan	B.T. Cotton	NA	NA	NA	NA
	Kadi	B.T. Cotton	NA	NA	NA	NA
	Deesa	B.T. Cotton	NA	NA	NA	NA
	Dhrol	B.T. Cotton	6	24	6	NA
Haryana	Bhiwani	B.T. Cotton	NA	NA	NA	30000
	Bhiwani	Desi	NA	NA	NA	NA
	Adampur	B.T. Cotton	NA	NA	NA	1190
	Fatehabad	B.T. Cotton	NA	NA	NA	300
	Jind	B.T. Cotton	NA	NA	NA	615
	Uchana	B.T. Cotton	NA	NA	NA	530
	Dabwali	B.T. Cotton	NA	NA	NA	105
Rajasthan	Hanumangarh	B.T. Cotton	NA	NA	NA	145
	Rawatsar	B.T. Cotton	NA	NA	NA	12
Madhya Pradesh	Khandwa	Mech-1	NA	NA	NA	NA
	Khargaon	Mech-1	NA	NA	NA	NA
Maharashtra	Amravati	Mech-1	NA	NA	NA	NA

	Jamner	Medium Staple	NA	NA	NA	NA
<b>Uttar Pradesh</b>	Hathras	B.T. Cotton	200	350	NA	350
	Hathras	Desi	60	60	NA	150
<b>Telangana</b>	Adilabad	Un-Ginned	NA	NA	NA	NA
<b>Andhra Pradesh</b>	Adoni	Medium Staple	NA	NA	NA	NA
<b>Karnataka</b>	Bijapur	Bunny	896	1468	412	8
	Hubli	D.C.H.	NA	NA	NA	NA
	Hubli	B.T. Cotton	NA	NA	NA	NA
	Raichur	H-44 Cotton	90	187	NA	NA
<b>Commodity</b>	<b>Lint</b>		<b>Arrivals (Quintal)</b>	<b>Arrivals (Quintal)</b>	<b>Arrivals (Quintal)</b>	<b>Arrivals (Quintal)</b>
<b>State</b>	<b>Centre</b>	<b>Variety</b>	<b>18-Sep-20</b>	<b>11-Sep-20</b>	<b>19-Aug-20</b>	<b>18-Sep-19</b>
<b>Punjab</b>	Bhatinda	J-34	NA	NA	NA	680
	Abohar	J-34	NA	NA	NA	425
	Mansa	J-34	NA	NA	NA	51
	Sirsa	J-34	NA	NA	NA	170
	Sri-Ganganagar	J-34	NA	NA	NA	NA

#### Disclaimer

The information and opinions contained in the document have been compiled from sources believed to be reliable. The company does not warrant its accuracy, completeness and correctness. Use of data and information contained in this report is at your own risk. This document is not, and should not be construed as, an offer to sell or solicitation to buy any commodities. This document may not be reproduced, distributed or published, in whole or in part, by any recipient hereof for any purpose without prior permission from the Company. IASL and its affiliates and/or their officers, directors and employees may have positions in any commodities mentioned in this document (or in any related investment) and may from time to time add to or dispose of any such commodities (or investment). Please see the detailed disclaimer at <http://www.agriwatch.com/Disclaimer.asp> © 2020 Indian Agribusiness Systems Ltd.