

COTTON WEEKLY RESEARCH REPORT
04th Jan 2021**Domestic market summary**

Domestic Market Scenario: CCI Procurement operations of seed cotton under Minimum support price are going on smoothly in Punjab, Haryana, Rajasthan, Madhya Pradesh, Maharashtra, Gujarat, Telangana, Andhra Pradesh, Odisha, and Karnataka, around 75 lakh bales of cotton has been procured till 02th January 2021. Gujarat Shankar-6 variety cotton spot prices stood firm around Rs.42,100 per candy during the week.

Weekly Price Outlook : The average price of Kapas is likely to remain firm between Rs. 5736-6010/q in Rajkot while the prices in Andhra Pradesh is likely to hover around Rs.4550-5000/q.

Major Market Highlights:

- All India daily arrivals have reached around 2,70,000 to 3,00,000 bales per day.
- Cotlook index stood higher(82.65cents/lbs) compared to the ICE cotton future that stood at 76.35 cents/lbs.
- Indian rupee remained stronger between 73.06 to 73.50 against USD compared to last week.

Market Highlights:

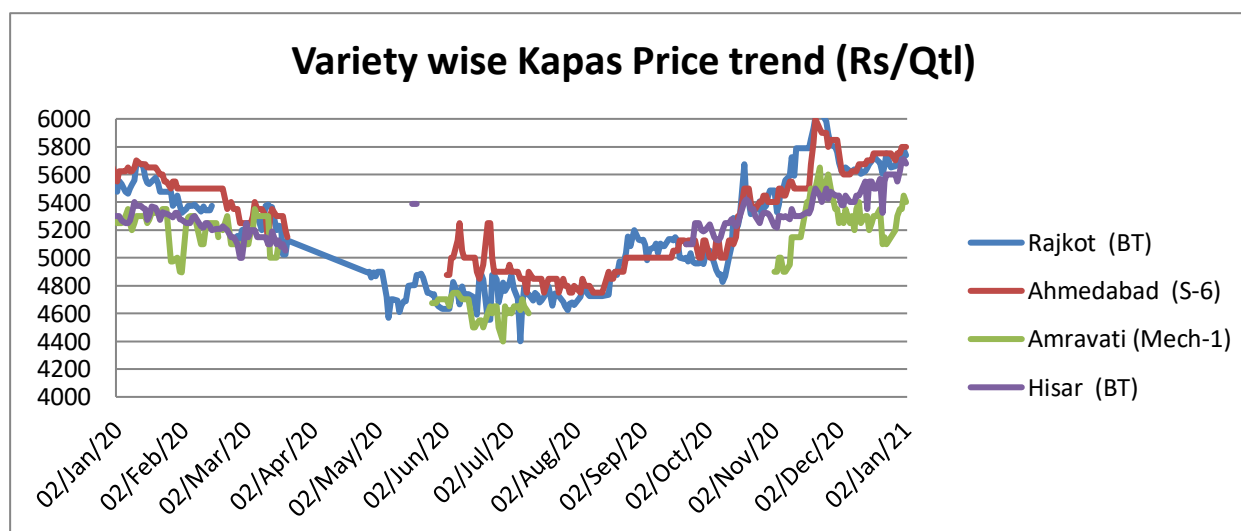
- Telangana government urged CCI to lift restrictions on cotton procurement. The state government has urged Cotton Corporation of India to not to impose a limit on the procurement of cotton stocks as it might create fear among the farmers of not getting the minimum support price (MSP). Earlier CCI has set a limit to procure 15,000 bales in the Warangal- Mahbubnagar region and 10,000 bales in Adilabad region in the ongoing procurement season.
- Cotton procurement center has been started in Nandgaon. Cotton registration has been done for 773 farmers in Nandgaon. With the opening of cotton procurement center in Nandgaon farmers have started bringing cotton for sale; around 123 farmers had bought their crop initially. Earlier farmers were facing difficulty to take their cotton crop to Amravati for sale but now with the new procurement centre farmers can easily sell their crop.
- Cotton Corporation of India has requested farmers to bring cotton crop in phased manner. CCI has faced anger of farmers over daily ceiling for cotton procurement earlier. CCI has now assured farmers that they will continue the procurement process for cotton and have requested them to bring their crop in a phased manner as per the advice of their respective APMCs.

- Maharashtra to terminate the cotton crop by December. The Krishi Vigyan Kendra and agriculture universities have recommended farmers to terminate their cotton crop by December, in order to break the Pink bollworm (lifecycle) infestation, as the cotton season in Maharashtra is about to end and this year too continual attack of pink bollworm was observed in the crop.
- Cotton procurement reaches 67 lakh bales. The cotton season of 2020-21 is likely to end by March 2021 due to heavy arrivals in the market. Cotton Corporation of India has procured around 67 lakh bales till 28th December 2020 at a cost of Rs. 19,048.87 crore. This is almost double of the amount of cotton procured in the year ago period. The pace of arrival is very fast maybe because of Covid fears and another lockdown, Farmers fear that the prices may not rise further.
- Cotton farmers in Hyderabad are facing hardship as CCLIs not purchasing the produce, as there is already large stock procured. With this, the farmers are forced to sell their produce to private traders at rates much below Minimum Support Price (MSP) of Rs. 5,300 to Rs. 5,600. Small and marginal farmers are selling cotton to private traders as they pay immediately, but those who cultivate cotton in large fields are worried as selling at lower rates would cause them a huge loss. Private traders are offering Rs. 3,000 to Rs. 4,600 per quintal based on quality of cotton as against 5,000 to 6,000 last year

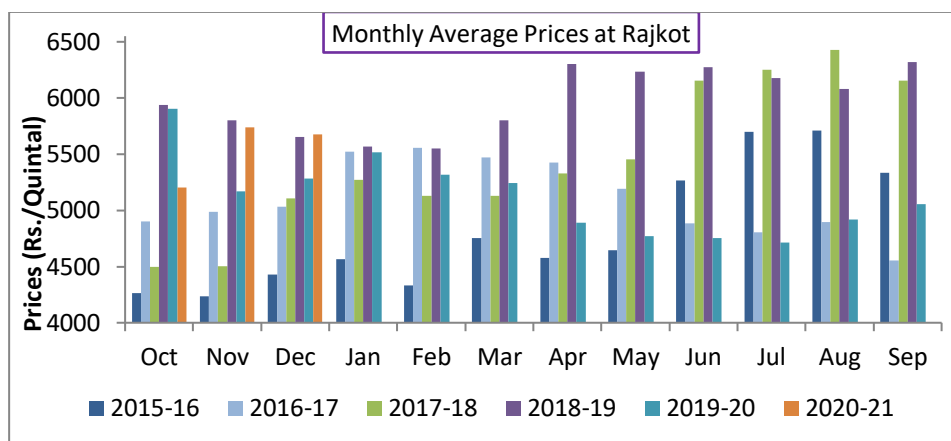
Domestic Cotton Prices Scenario

Kapas (Raw Cotton) Weekly Price Scenario

Weekly Price Review: Weekly kapas average price at Rajkot was weak at Rs. 5676/q and Ahmedabad prices were firm at 5750/q.



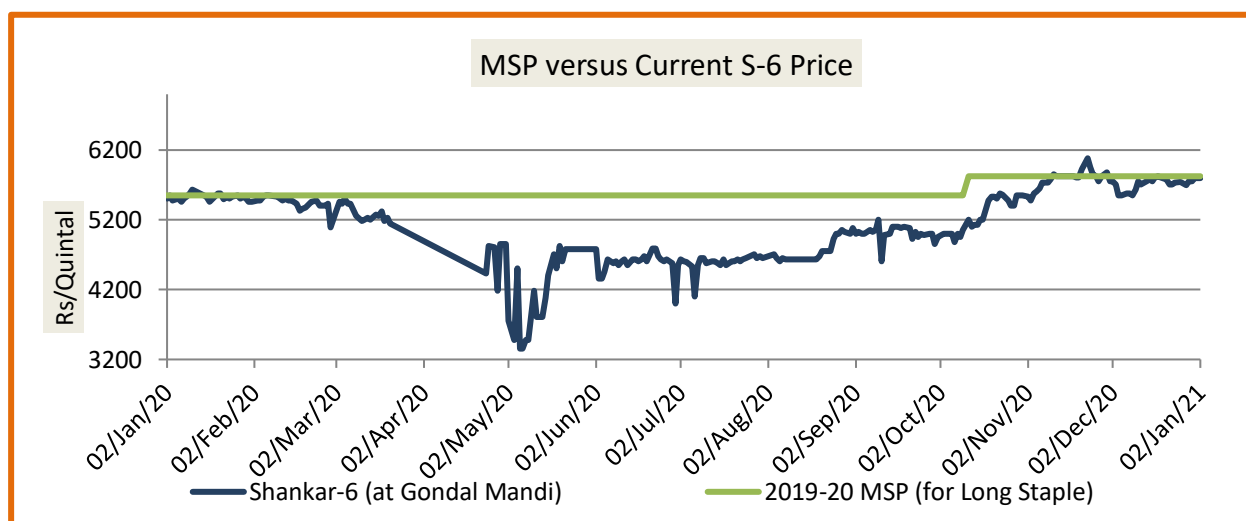
Kapas Monthly M-o-M Price Scenario



The arrivals in the month of December were high in the market and the monthly average price were also higher in December at Rs. 5674.07/q compared to the prices during the corresponding month of the previous season. (Rs. 5281/q)

Spot Price versus MSP

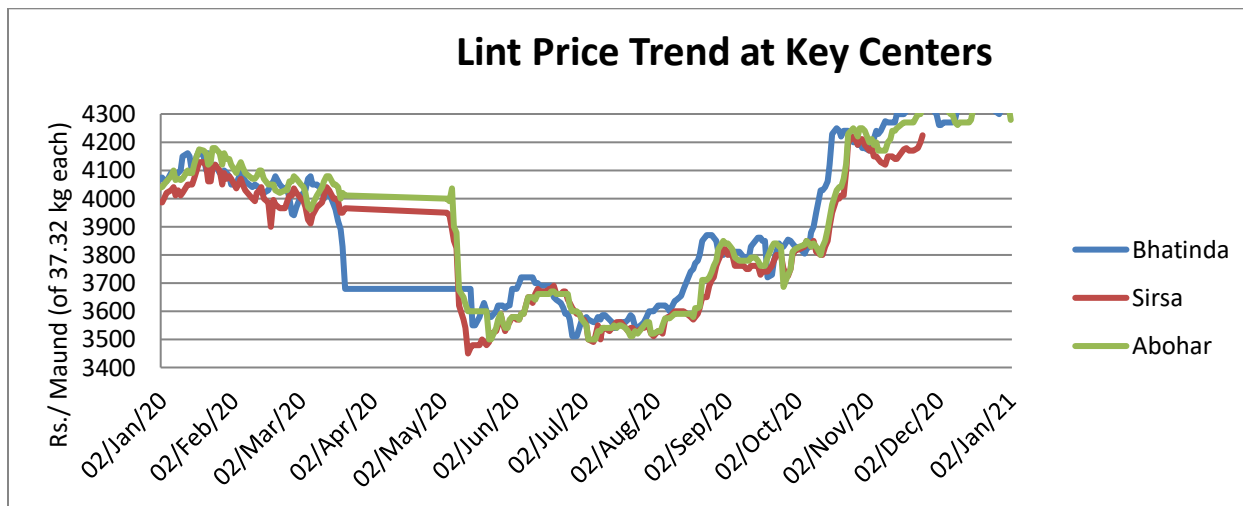
Average kapas price at Gondal market stood lower at Rs. 5748/q from Rs. 5759.16/q previous week.



Source: Agriwatch

Lint price Outlook

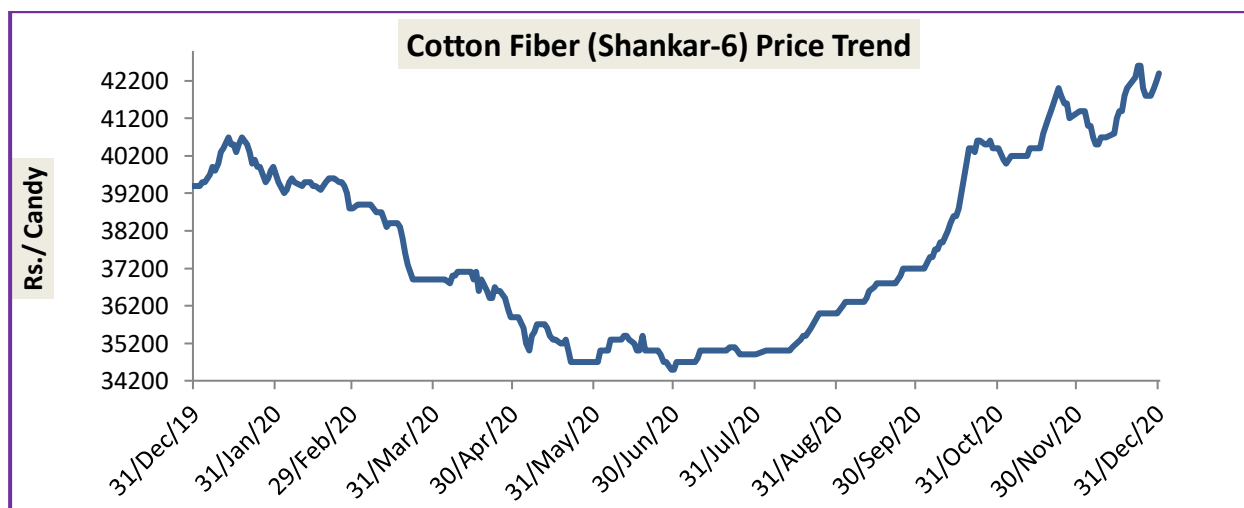
The average price stood lower at Rs.4320/maund of lint in Abohar, Rs.4332 in Bhatinda and Rs.4332/maund in Sirsa from previous week.



Source: Agriwatch

Cotton Fiber price Outlook

The average cotton fiber (Shankar-6) of premium quality prices was lower at Rs.41950/candy from around Rs.42260/ candy last week.



Source: Cotton Association of India (CAI)

Cotton Seed Oil and Cotton Seed Oil Cake

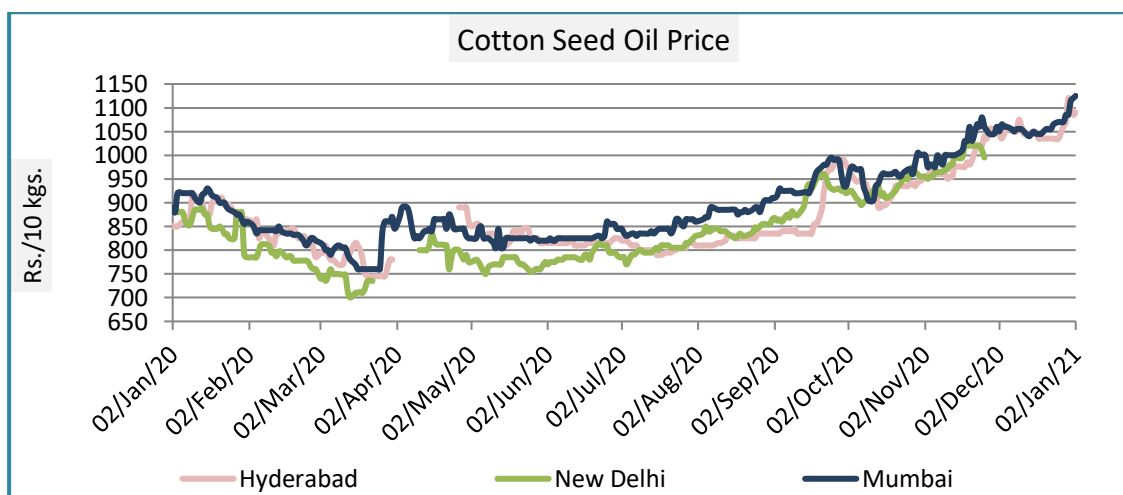
Cotton Seed Oil weekly

Price Scenario

Cotton seed oil price showed firm trend across all the centres during the week ending on 31st Dec'20. Weekly average price in Mumbai stood high at Rs.1114, in New Delhi the prices were around Rs. 1180per 10 Kg.

| | Weekly Average Price as on (Rs/10 kg.) | | % Change |
|------------------|----------------------------------------|-----------|----------|
| | 31-Dec-20 | 24-Dec-20 | |
| New Delhi | 1180 | 1163 | 1.46 |
| Rajkot | 1120 | 1094 | 2.38 |
| Hyderabad | 1126 | 1094 | 2.93 |
| Mumbai | 1114 | 1067 | 4.40 |

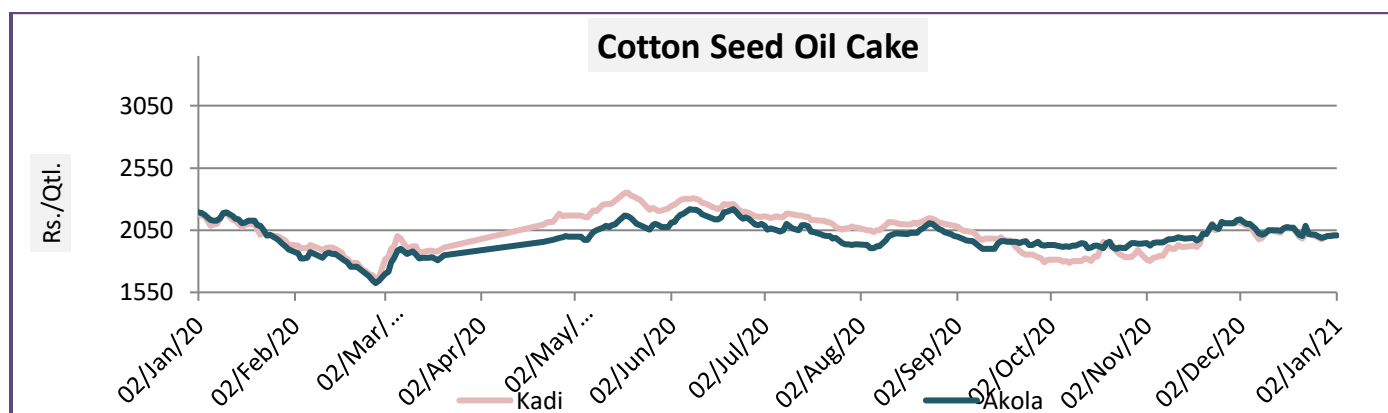
Source: Agriwatch



Cotton Seed Oil Cake weekly Price Scenario

The demand for Cottonseed Oil Cakes in northern India, including Rajasthan has increased slightly due to which prices have been increasing. However, there are concerns about 50% of the total production that is still lying in the go-downs and warehouses. It is estimated that around 9 million tonnes of cake was produced in the country. As the moisture percentage in cotton seed remains high, the prices will firm up, when the moisture starts decreasing. The average price in Kadi was Rs. 1997/q and for Akola was Rs. 2000/q higher from the previous week.

| Centers | Weekly Average Price as on (Rs/quintal.)* | | % Change |
|---------|-------------------------------------------|-----------|----------|
| | 31-Dec-20 | 24-Dec-20 | |
| Kadi | 1997 | 2023 | -1.29 |
| Akola | 2000 | 2043 | -2.12 |



Source: NCDEX

International Market Scenario

Bangladesh cotton imports increases. According to United States Department of Agriculture (USDA) data Bangladesh cotton imports are likely to increase by about 9 percent to 75 lakh bales in the 2019-20 marketing year despite of the ongoing coronavirus pandemic.

Cotton prices hits season's highest Rs 10,200 per maund in Pakistan. Cotton Association spot rate committee has increased the spot rate by Rs. 250 per maund to the highest at Rs. 10,200 per maund. The hike in prices was also observed in the international market.

Cotton prices fall in UK. With the new strain of the novel corona virus that emerged in the UK spooking markets, cotton prices have fallen by Rs 600-700 per candy over the past two days. In India, the price for Shankar -6 cotton variety too fell from Rs 42,200-42,900 per candy (356 kg) to Rs 41, 400-42,200.

Cotton production decreases in Pakistan. The cotton production in the country has declined to about 2.8 million bales, According to Pakistan cotton ginners association more than 5 million bales were produced in the country which is 35.67 perent less as compared to more than 7 million bales produced till December 15 last year.

According to USDA latest report, the 2020-21 November forecast shows higher use with lower production and ending stock. Sharply lower production in Pakistan, India and Australia is partially offset by an increase in Turkmenistan. Consumption is raised in India, China and Pakistan and lowered in Thailand. Global trade is up slightly led by Bangladesh and Thailand.

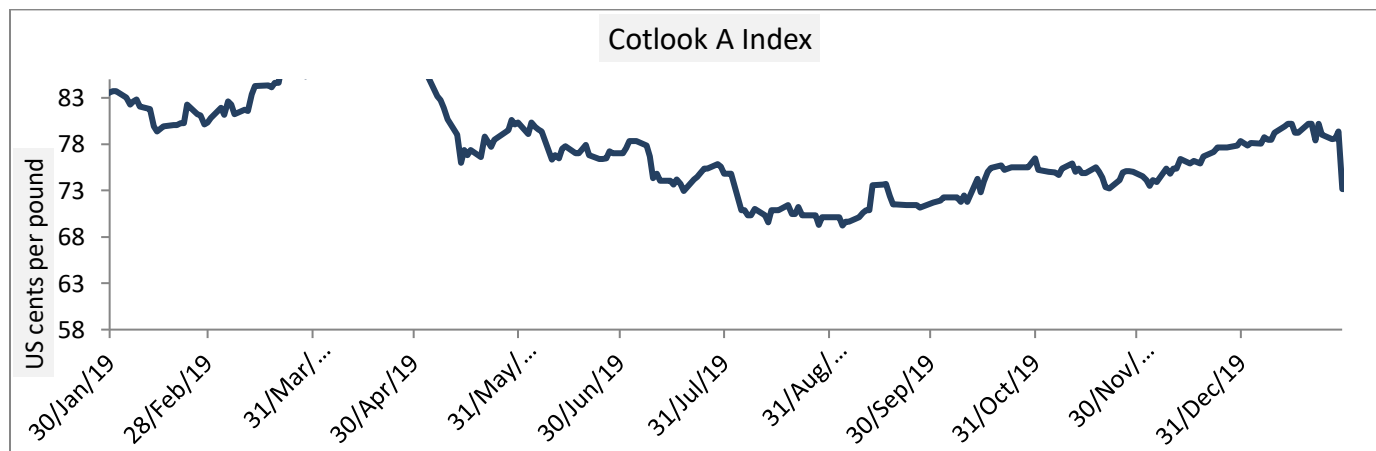
Cotlook A Index

Cotlook A index was higher in this week. The Cotlook A Index was at 82.61 cents/lb lower compared to the previous week (82.62 cents/lb).

| Cotlook A Index | Weekly Average Price change as on | | % Change |
|-----------------|-----------------------------------|-----------|----------|
| | 31-Dec-20 | 24-Dec-20 | |
| Prices | 82.61 | 82.62 | 0.01 |

Prices in US cents per Pound

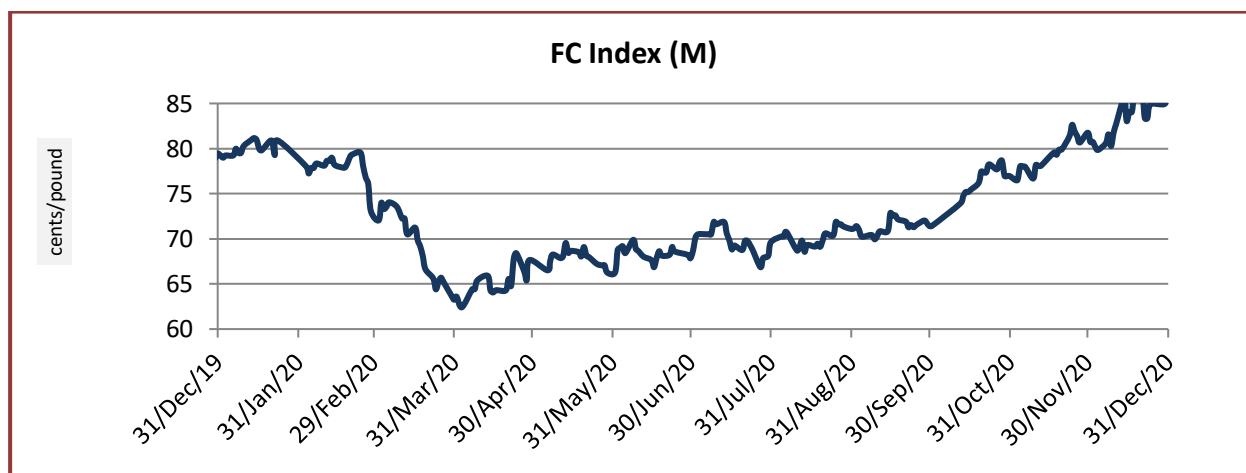
Source: Cotlook



China Cotton Index and Foreign Cotton Index

| Cotton Index | Weekly Average Price as on | | % Change |
|------------------------------|----------------------------|-----------|----------|
| | 31-Dec-20 | 24-Dec-20 | |
| FC (S) | 87.66 | 87.07 | 0.67 |
| FC (M) | 85.22 | 84.54 | 0.80 |
| FC (L) | 83.93 | 82.00 | 2.35 |
| Prices in US cents per Pound | | | |

Source: China Cotton Association



| Cotton Index | Weekly Average Price as on | | % Change |
|------------------------|----------------------------|-----------|----------|
| | 31-Dec-20 | 24-Dec-20 | |
| CCIndex(328) | 14946.50 | 1429.20 | 0.12 |
| CCIndex(527) | 14005.25 | 13979.40 | 0.18 |
| CCIndex(229) | 15166.50 | 15134.20 | 0.21 |
| Prices in Yuan per ton | | | |

Source: China Cotton Association



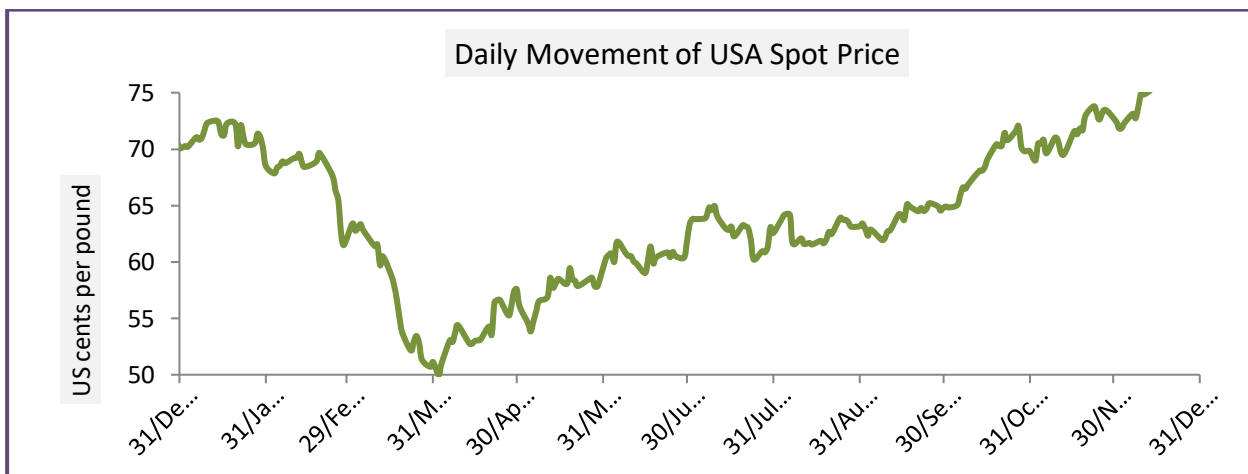
USA Spot Prices

U.S. Export Sales was lower but shipments were better. Net upland sales of 1,15,600 RB for 2020- 2021 were down 60 percent from the previous week and 42 percent from the prior 4-week average. Increases primarily for China, Pakistan (25,200 RB), Turkey (22,500 RB), South Korea (16,600 RB), and Guatemala (15,900 RB), and the major reductions were primarily from Bangladesh (44,100 RB) and Mexico (10,100 RB).

| USA Spot Prices | Monthly Average Price as on | | % Change |
|-----------------|-----------------------------|-----------|----------|
| | 31-Dec-20 | 24-Dec-20 | |
| Prices | 77.99 | 76.05 | 2.36 |

Prices in US cents per Pound

Source: USDA

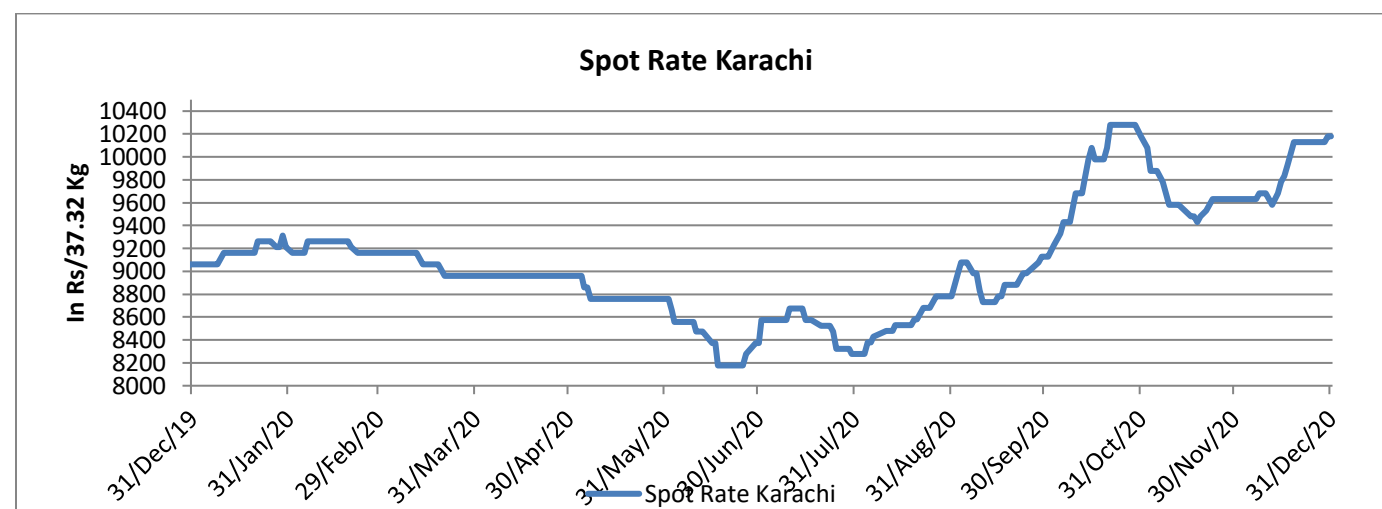


Pakistan Spot Prices

The Karachi spot pricestood around Rs. 10155/q higher than the previous week. (Rs. 10110/q)

| Karachi Spot Prices | WeeklyAverage Price as on | | % Change |
|---------------------|---------------------------|-----------|---------------------------|
| | 31-Dec-20 | 24-Dec-20 | |
| Prices | 10155 | 10110 | 0.45 |
| | | | Prices in Rs per 37.32 Kg |

Source: Fibre2fashion.com



Commodity: Cotton

Exchange: MCX

Contract: Dec.

Expiry: Jan. 29, 2021

Cotton

COTTON 1st(MXCTNCT)2021/01/04 - Daily B:21110.00 A:21150.00

O 20780.00 H 21210.00 L 20760.00 C 21120.00 ↑ V 1,614 T 836,096 I 4,584 +370 +1.78%



Technical Commentary:

- The recent trend in cotton has been bullish, but the market has been quite indecisive over the last one month.
- A supporting trendline is passing through 19900, while mild resistance is seen around 20850.
- If the market tests the support at 20000, intraday long positions may be created.

Strategy: Buy

| Intraday Supports & Resistances | | | S2 | S1 | PCP | R1 | R2 |
|---------------------------------|-----|-----|-------|-------|-------|-------|-------|
| Cotton | MCX | Dec | 20000 | 20200 | 20750 | 20850 | 20950 |
| | | | Call | Entry | T1 | T2 | SL |
| Cotton | MCX | Dec | Buy | 20450 | 20696 | 20800 | 20545 |

Commodity: Cotton Seed oil Cake
Contract: Dec
Exchange: NCDEX
Expiry: Jan 20, 2021
Cottonseed Oilcake

COTTON SEED OIL 1st(NCCOUC1)2021/01/03 - Weekly B:2087.00 A:2087.00
O 2007.00 H 2087.00 L 2007.00 C 2087.00 ↑ V 40,580 I 57,400 +80 +3.99%

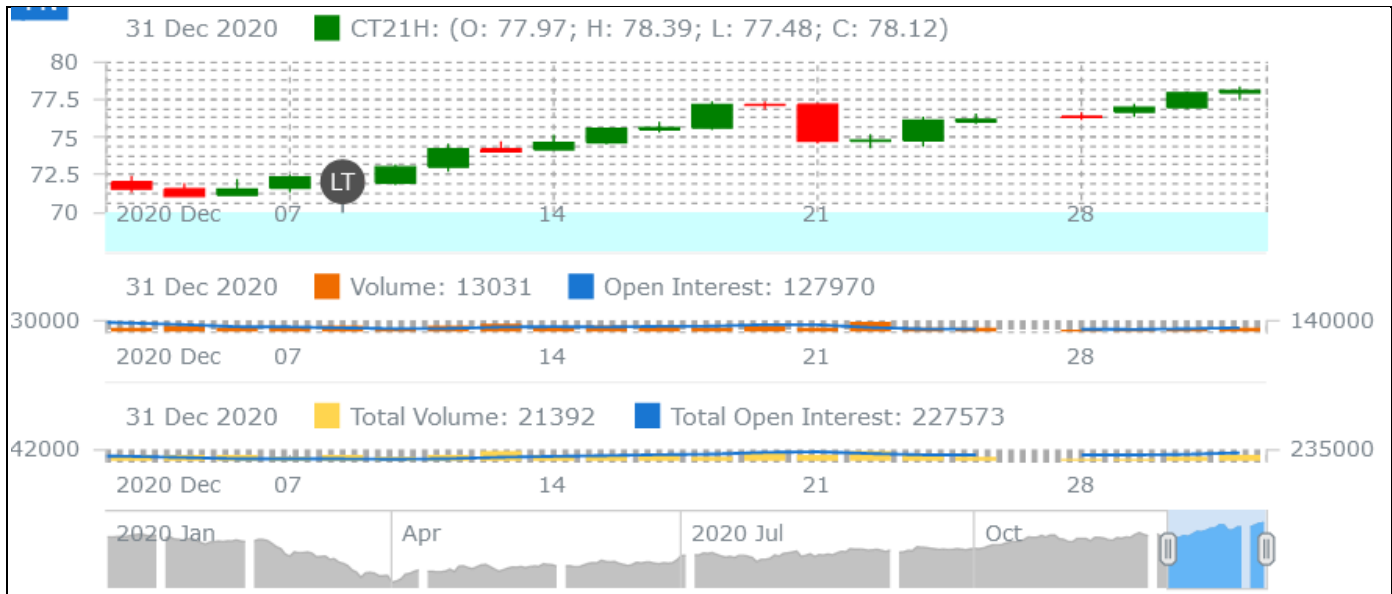

Technical Commentary:

- Cottonseed oilcake on the daily chart looks uncertain even as the broader trend is bullish.
- On the intra-day chart, there exists a consolidation zone(support) at 1975 and then a trendline support at 2100. Strong resistance is seen at 2030.
- One may sell near the support levels with small stoploss.

Strategy: Sell

| Intraday Supports & Resistances | | | S2 | S1 | PCP | R1 | R2 |
|---------------------------------|-------|-----|------|-------|------|------|------|
| Cotton oil cake | NCDEX | Dec | 1950 | 1975 | 2007 | 2030 | 2050 |
| Intraday Trade Call | | | Call | Entry | T1 | T2 | SL |
| Cotton oil cake | NCDEX | Dec | Sell | 2002 | 2050 | 2060 | 2045 |

* Do not carry-forward the position next day.

Technical Analysis of Cotton Future (Dec'20Contract) at ICE


- The Dec'20 contract closed lower by the end of the week.
- Candlesticks denote steady to uptrend.
- Total volume increased & Open Interest decreased compared to last week.
- We expect cotton prices to remain range bound in the coming week.

Expected Price Range During Coming month

| Expected Trend | Expected Trading Band |
|----------------|-----------------------|
| Firm | 72-76 |

Expected Support and Resistance

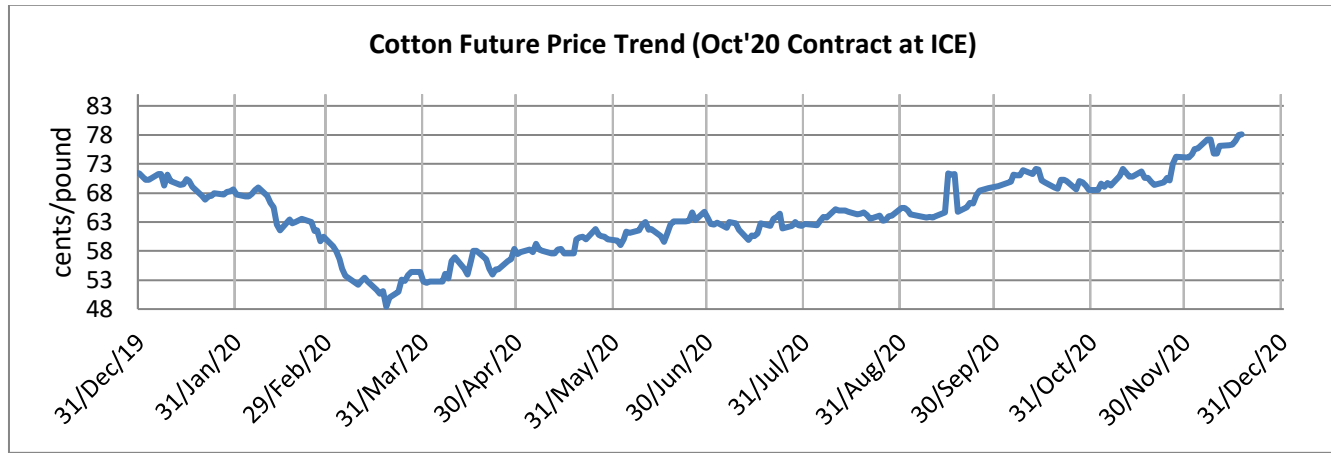
| Support 1 | Support 2 | Resistance 1 | Resistance 2 |
|-----------|-----------|--------------|--------------|
| 72 | 74 | 77 | 79 |

Figures in US cents/pound

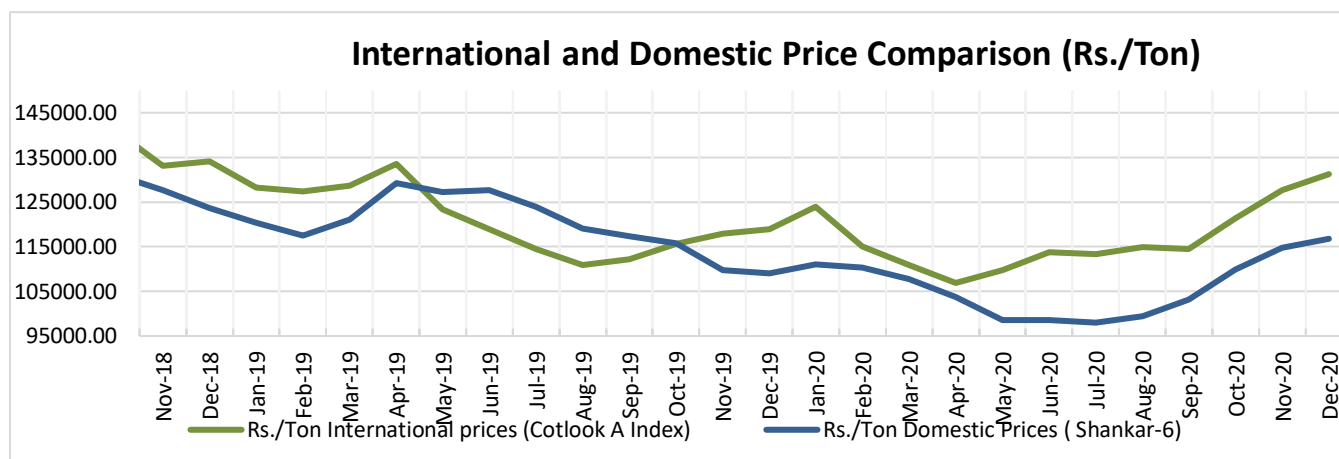
Cotton Future Prices at ICE

| Cotton Prices in Future Contract on ICE | | | | | | Prices in cents/Lb | |
|-----------------------------------------|-----------|----------------------------|-----------------------------|-----------------------------|---------------------------|-----------------------|-----------------------------|
| Contracts | 31-Dec-20 | 30-Nov-20 (1 month ago) | 02-Oct-20 (3 months ago) | 04-Jul-20 (6 months ago) | 31-Dec-19 (a year ago) | % Change over a month | % Change over previous year |
| Mar-21 | 78.12 | 72.15 | 66.63 | 63.67 | 70.80 | 8.27 | 10.34 |
| May-21 | 78.70 | 73.05 | 67.27 | 64.24 | 70.18 | 7.73 | 12.14 |
| Jul-21 | 79.17 | 73.75 | 67.84 | 64.63 | 70.94 | 7.35 | 11.60 |
| Oct-21 | 76.57 | 71.58 | 67.12 | 63.07 | 70.90 | 6.97 | 8.00 |
| Dec-21 | 74.87 | 70.75 | 67.12 | 63.55 | 70.36 | 5.82 | 6.41 |

Future Price Trend (Active Contract):



International and Domestic Price Comparison



Cotton Prices at Key Spot Markets:

| Commodity | Kapas | | Weekly Average Prices (Rs./Quintal) | | Change |
|----------------|-------------|-------------|-------------------------------------|----------------------------|--------|
| State | Centre | Variety | 25th Dec'20 to 31st Dec'20 | 18th Dec'20 to 24th Dec'20 | |
| Gujarat | Ahmedabad | Shankar-6 | 5750 | 5750 | Unch |
| | Gondal | Shankar-6 | 5772 | 5759 | 13 |
| | Rajkot | B.T. Cotton | 5676 | 5692 | -16 |
| | Patan | B.T. Cotton | 5739 | 5763 | -24 |
| | Kadi | B.T. Cotton | 5640 | 5633 | 7 |
| | Deesa | B.T. Cotton | NA | NA | - |
| | Dhrol | B.T. Cotton | 5620 | 5618 | 2 |
| Haryana | Bhiwani | B.T. Cotton | 5590 | 5617 | -27 |
| | Bhiwani | Desi | NA | NA | - |
| | Adampur | B.T. Cotton | 5615 | 5508 | 107 |
| | Fatehabad | B.T. Cotton | 5535 | 5521 | 14 |
| | Jind | B.T. Cotton | NA | NA | - |
| | Uchana | B.T. Cotton | NA | NA | - |
| | Dabwali | B.T. Cotton | 5662 | 5680 | -18 |
| Rajasthan | Hanumangarh | B.T. Cotton | 5450 | 5472 | -22 |
| | Rawatsar | B.T. Cotton | 5400 | 5408 | -8 |
| Madhya Pradesh | Khandwa | Mech-1 | 5600 | 5600 | Unch |
| | Khargaon | Mech-1 | NA | NA | - |

| | | | | | |
|---------------|----------------|---------------|------------------------------------|----------------------------|--------|
| Maharashtra | Amravati | Mech-1 | 5270 | 5217 | 53 |
| | Jamner | Medium Staple | NA | NA | - |
| Uttar Pradesh | Hathras | B.T. Cotton | NA | 4300 | - |
| | Hathras | Desi | NA | 5400 | - |
| Telangana | Adilabad | Un-Ginned | 5725 | 5725 | Unch |
| Karnataka | Bijapur | Bunny | 5887 | 5860 | 27 |
| | Hubli | D.C.H. | NA | NA | - |
| | Hubli | B.T. Cotton | 5571 | 5452 | 119 |
| | Raichur | H-44 Cotton | 5617 | 5615 | 2 |
| Commodity | Lint | | Prices (Rs./Maund of 37.32kg each) | | Change |
| State | Centre | Variety | 25th Dec'20 to 31st Dec'20 | 18th Dec'20 to 24th Dec'20 | |
| Punjab | Bhatinda | J-34 | 4332 | 4376 | -44 |
| | Abohar | J-34 | 4338 | 4372 | -34 |
| | Mansa | J-34 | 4323 | 4322 | 1 |
| Haryana | Sirsa | J-34 | 4314 | 4352 | -38 |
| Rajasthan | Sri-Ganganagar | J-34 | 4054 | 4047 | 7 |

Cotton Arrivals in Key Centers:

| | | | | | |
|-----------|-----------|-------------|-------------------------------|----------------------------|---------|
| Commodity | Kapas | | Weekly Sum Arrivals (Quintal) | | Change |
| State | Centre | Variety | 25th Dec'20 to 31st Dec'20 | 18th Dec'20 to 24th Dec'20 | |
| Gujarat | Ahmedabad | Shankar-6 | 302600 | 401200 | -98600 |
| | Gondal | Shankar-6 | 21079 | 22352 | -1273 |
| | Rajkot | B.T. Cotton | 22050 | 24175 | -2125 |
| | Patan | B.T. Cotton | 91353 | 116932 | -25579 |
| | Kadi | B.T. Cotton | 220000 | 340000 | -120000 |
| | Deesa | B.T. Cotton | NA | NA | - |
| | Dhrol | B.T. Cotton | 1113 | 3689 | -2576 |
| Haryana | Bhiwani | B.T. Cotton | 12300 | 23000 | -10700 |
| | Bhiwani | Desi | NA | NA | - |
| | Adampur | B.T. Cotton | 5780 | 7820 | -2040 |
| | Fatehabad | B.T. Cotton | 2900 | 5600 | -2700 |
| | Jind | B.T. Cotton | NA | NA | - |
| | Uchana | B.T. Cotton | NA | NA | - |
| | Dabwali | B.T. Cotton | 10850 | 14950 | -4100 |

| | | | | | |
|----------------|----------------|---------------|-------------------------------|----------------------------|--------------|
| Rajasthan | Hanumangarh | B.T. Cotton | 5000 | 10600 | -5600 |
| | Rawatsar | B.T. Cotton | 1900 | 2500 | -600 |
| Madhya Pradesh | Khandwa | Mech-1 | 8900 | 13000 | -4100 |
| | Khargaon | Mech-1 | NA | NA | - |
| Maharashtra | Amravati | Mech-1 | 66000 | 107000 | -41000 |
| | Jamner | Medium Staple | NA | NA | - |
| Uttar Pradesh | Hathras | B.T. Cotton | NA | NA | - |
| | Hathras | Desi | NA | NA | - |
| Telangana | Adilabad | Un-Ginned | 6291818 | 10753605 | - 4461787 |
| Karnataka | Bijapur | Bunny | 16696 | 8845 | 7851 |
| | Hubli | D.C.H. | NA | NA | - |
| | Hubli | B.T. Cotton | 42 | 207 | -165 |
| | Raichur | H-44 Cotton | 674 | 1004 | -330 |
| Commodity | Lint | | Weekly Sum Arrivals (Quintal) | | Change |
| State | Centre | Variety | 25th Dec'20 to 31st Dec'20 | 18th Dec'20 to 24th Dec'20 | |
| Punjab | Bhatinda | J-34 | 44200 | 51000 | -6800 |
| | Abohar | J-34 | 5100 | 5100 | Unch |
| | Mansa | J-34 | 4675 | 5440 | -765 |
| Haryana | Sirsa | J-34 | 3230 | 992 | 2238 |
| Rajasthan | Sri-Ganganagar | J-34 | 11000 | 18000 | -7000 |

Week on Week Price: Scenario of Cotton:

| Commodity | Kapas | | Today | Week Ago | Month Ago | Year Ago |
|-----------|-----------|-------------|-----------|-----------|-----------|-----------|
| State | Centre | Variety | 04-Jan-21 | 28-Dec-20 | 04-Jan-21 | 05-Jan-20 |
| Gujarat | Ahmedabad | Shankar-6 | 5825 | 5700 | 5825 | #N/A |
| | Gondal | Shankar-6 | 5880 | 5805 | 5880 | 5500 |
| | Rajkot | B.T. Cotton | 5845 | 5660 | 5845 | 5530 |
| | Patan | B.T. Cotton | NR | 5655 | NR | 5515 |
| | Kadi | B.T. Cotton | 5800 | 5600 | 5800 | 5550 |
| | Deesa | B.T. Cotton | NA | 0 | NA | NA |
| | Dhrol | B.T. Cotton | 5810 | 5655 | 5810 | NR |
| Haryana | Bhiwani | B.T. Cotton | 5770 | 5600 | 5770 | 5600 |

| | | | | | | |
|-----------------------|----------------|----------------|------------------|------------------|------------------|------------------|
| | Bhiwani | Desi | NA | 0 | NA | NA |
| | Adampur | B.T. Cotton | 5725 | 5600 | 5725 | 5350 |
| | Fatehabad | B.T. Cotton | 5780 | 5525 | 5780 | 5350 |
| | Jind | B.T. Cotton | NA | 0 | NA | 5700 |
| | Uchana | B.T. Cotton | NA | 0 | NA | 5385 |
| | Dabwali | B.T. Cotton | 5700 | 5665 | 5700 | NR |
| Rajasthan | Hanumangarh | B.T. Cotton | 5700 | 5450 | 5700 | Closed |
| | Rawatsar | B.T. Cotton | 5525 | 5400 | 5525 | Closed |
| Madhya Pradesh | Khandwa | Mech-1 | 5700 | 5600 | 5700 | 5491 |
| | Khargaon | Mech-1 | NA | 0 | NA | 5427 |
| Maharashtra | Amravati | Mech-1 | 5400 | 5200 | 5400 | 5300 |
| | Jamner | Medium Staple | NA | 0 | NA | NA |
| Uttar Pradesh | Hathras | B.T. Cotton | NA | 0 | NA | NA |
| | Hathras | Desi | NA | 0 | NA | NA |
| Telangana | Adilabad | Un-Ginned | NA | 0 | NA | 5400 |
| Karnataka | Bijapur | Bunny | NA | 5849 | NA | 5929 |
| | Hubli | D.C.H. | 5409 | 0 | 5409 | NA |
| | Hubli | B.T. Cotton | NA | 0 | NA | NA |
| | Raichur | H-44 Cotton | 5650 | 5600 | 5650 | 5470 |
| Commodity | Lint | | Today | Week Ago | Month Ago | Year Ago |
| State | Centre | Variety | 04-Jan-21 | 28-Dec-20 | 04-Jan-21 | 05-Jan-20 |
| Punjab | Bhatinda | J-34 | 4400 | 4310 | 4400 | #N/A |
| | Abohar | J-34 | 4425 | 4320 | 4425 | #N/A |
| | Mansa | J-34 | 4415 | 4300 | 4415 | #N/A |
| Haryana | Sirsa | J-34 | 4410 | 4280 | 4410 | #N/A |
| Rajasthan | Sri-Ganganagar | J-34 | 4324 | 4042 | 4324 | #N/A |

Cotton Arrivals in Key Centers:

| | | | | | | |
|------------------|---------------|----------------|---------------------------|---------------------------|---------------------------|---------------------------|
| Commodity | Kapas | | Arrivals (Quintal) | Arrivals (Quintal) | Arrivals (Quintal) | Arrivals (Quintal) |
| State | Centre | Variety | 04-Jan-21 | 28-Dec-20 | 04-Jan-21 | 05-Jan-20 |
| Gujarat | Ahmedabad | Shankar-6 | 59500 | 64600 | 59500 | #N/A |
| | Gondal | Shankar-6 | 4209 | 4750 | 4209 | #N/A |
| | Rajkot | B.T. Cotton | 5000 | 5425 | 5000 | #N/A |
| | Patan | B.T. Cotton | NR | 20111 | NR | 3450 |

| | | | | | | |
|-----------------------|----------------|----------------|---------------------------|---------------------------|---------------------------|---------------------------|
| | Kadi | B.T. Cotton | 30000 | 40000 | 30000 | #N/A |
| | Deesa | B.T. Cotton | NA | 0 | NA | #N/A |
| | Dhrol | B.T. Cotton | 228 | 168 | 228 | #N/A |
| Haryana | Bhiwani | B.T. Cotton | 1000 | 2000 | 1000 | 1200 |
| | Bhiwani | Desi | NA | 0 | NA | #N/A |
| | Adampur | B.T. Cotton | 850 | 1020 | 850 | #N/A |
| | Fatehabad | B.T. Cotton | 400 | 500 | 400 | #N/A |
| | Jind | B.T. Cotton | NA | 0 | NA | #N/A |
| | Uchana | B.T. Cotton | NA | 0 | NA | #N/A |
| | Dabwali | B.T. Cotton | 300 | 2300 | 300 | #N/A |
| Rajasthan | Hanumangarh | B.T. Cotton | 1000 | 1000 | 1000 | #N/A |
| | Rawatsar | B.T. Cotton | 500 | 500 | 500 | #N/A |
| Madhya Pradesh | Khandwa | Mech-1 | 700 | 3000 | 700 | #N/A |
| | Khargaon | Mech-1 | NA | 0 | NA | #N/A |
| Maharashtra | Amravati | Mech-1 | 22000 | 16000 | 22000 | #N/A |
| | Jamner | Medium Staple | NA | 0 | NA | #N/A |
| Uttar Pradesh | Hathras | B.T. Cotton | NA | 0 | NA | #N/A |
| | Hathras | Desi | NA | 0 | NA | #N/A |
| Telangana | Adilabad | Un-Ginned | NA | 0 | NA | #N/A |
| Karnataka | Bijapur | Bunny | NA | 6193 | NA | #N/A |
| | Hubli | D.C.H. | 16 | 0 | 16 | #N/A |
| | Hubli | B.T. Cotton | NA | 0 | NA | #N/A |
| | Raichur | H-44 Cotton | 165 | 262 | 165 | #N/A |
| Commodity | Lint | | Arrivals (Quintal) | Arrivals (Quintal) | Arrivals (Quintal) | Arrivals (Quintal) |
| State | Centre | Variety | 04-Jan-21 | 28-Dec-20 | 04-Jan-21 | 05-Jan-20 |
| Punjab | Bhatinda | J-34 | 8500 | 10200 | 8500 | #N/A |
| | Abohar | J-34 | 1020 | 1190 | 1020 | #N/A |
| | Mansa | J-34 | 850 | 850 | 850 | #N/A |
| | Sirsa | J-34 | 340 | 850 | 340 | #N/A |
| | Sri-Ganganagar | J-34 | 3000 | 3000 | 3000 | #N/A |

Cotton Association of India Spot Rates:

| Trade Name | Staple | Micronaire | Strength/ GPT | Weekly Average Prices | | +/- Change |
|------------------------------------------|---------------|------------|------------------|----------------------------------|----------------------------------|---------------|
| | | | | 25th Dec'20 to 31st Dec'20 | 18th Dec'20 to 24th Dec'20 | |
| Bengal Deshi (RG)/Assam Comilla (101) | Below 22mm | 5.0 - 7.0 | 15 | 38140 | 38800 | -660 |
| Bengal Deshi (SG)(201) | Below 22mm | 5.0 - 7.0 | 15 | 38640 | 39300 | -660 |
| J-34(202) | 26mm | 3.5 - 4.9 | 23 | 40600 | 41317 | -717 |
| H-4/ MECH-1(105) | 28mm | 3.5 - 4.9 | 27 | 40740 | 40967 | -227 |
| Shankar-6(105) | 29mm | 3.5 - 4.9 | 28 | 42040 | 42267 | -227 |
| Bunny/ Brahma(105) | 31mm | 3.5 - 4.9 | 30 | 43840 | 44100 | -260 |
| MCU-5/ Surabhi(106) | 32mm | 3.3 - 4.9 | 31 | 44760 | 45033 | -273 |
| DCH-32(107) | 34mm | 3.0 - 3.8 | 33 | 61400 | 60933 | 467 |

Disclaimer

The information and opinions contained in the document have been compiled from sources believed to be reliable. The company does not warrant its accuracy, completeness and correctness. Use of data and information contained in this report is at your own risk. This document is not, and should not be construed as, an offer to sell or solicitation to buy any commodities. This document may not be reproduced, distributed or published, in whole or in part, by any recipient hereof for any purpose without prior permission from the Company. IASL and its affiliates and/or their officers, directors and employees may have positions in any commodities mentioned in this document (or in any related investment) and may from time to time add to or dispose of any such commodities (or investment). Please see the detailed disclaimer at © 2020 Indian Agribusiness Systems Pvt. Ltd.