

**COTTON WEEKLY RESEARCH REPORT**  
**17<sup>th</sup> May 2021****Domestic market summary**

**Domestic Market Scenario:** Punjab has started sowing cotton for the coming 2021-22 season. Domestic offtake is low due to labour shortage and lockdown but mills have witnessed good demand in yarn from abroad. Indian cotton is still in demand, ginners have also returned to work in Gujarat due to a decrease in coronavirus cases. Cotton arrivals in the CCI procurement center are very low due to coronavirus cases and lockdown in many parts of the country.

**Weekly Price Outlook:** The average price of Kapas is likely to remain firm between Rs. 5830-6700/q in Rajkot while the prices in Andhra Pradesh are likely to hover around Rs.5600-6000/q.

**Major Market Highlights:**

- The Cotlook index stood higher(94.75cents/lbs) compared to the ICE cotton future that stood at 88.47 cents/lbs.
- Indian rupee remained close to 73.28 to 73.41 per USD.

**Market Highlights:**

- **Cotton Association of India has maintained its cotton crop estimate for 2020-21 seasons at 360 lakh bales.** The CAI has an estimated cotton crop for the 2020-21 season at 360 lakh bales. The total supply from October 2020 – April 2021 is estimated at around 469.37 lakh bales which consist of arrivals of 336.37 lakh bales whereas imports were estimated at 8 lakh bales and opening stock at 125 lakh bales at the beginning of the season. Further, the cotton consumption was estimated at around 190 lakh bales, and exports up to 30<sup>th</sup> April'2021 was estimated to be 50 lakh bales, and stock at the end of April'2021 is estimated at 229.37 lakh bales.
- **Punjab Agriculture Department has advised farmers to sow the cotton crop till 31<sup>st</sup> May 2021.** The sowing of cotton crop has registered a significant increase in South Punjab due to the incentives given to the farmers by the Punjab Agriculture Department. The Punjab Agriculture Department has issued a schedule for the sowing of registered cotton varieties and advised the growers to complete the sowing of registered BT cotton varieties between 1<sup>st</sup> April 2021 and 31<sup>st</sup> May 2021. Earlier, cotton sowing was delayed and till 10<sup>th</sup> May 2021 cotton was sown on only 63,220 hectares, Sowing was also delayed due to the unavailability of canal water for many days in the initial stage and also due to delayed harvest of wheat crop in some

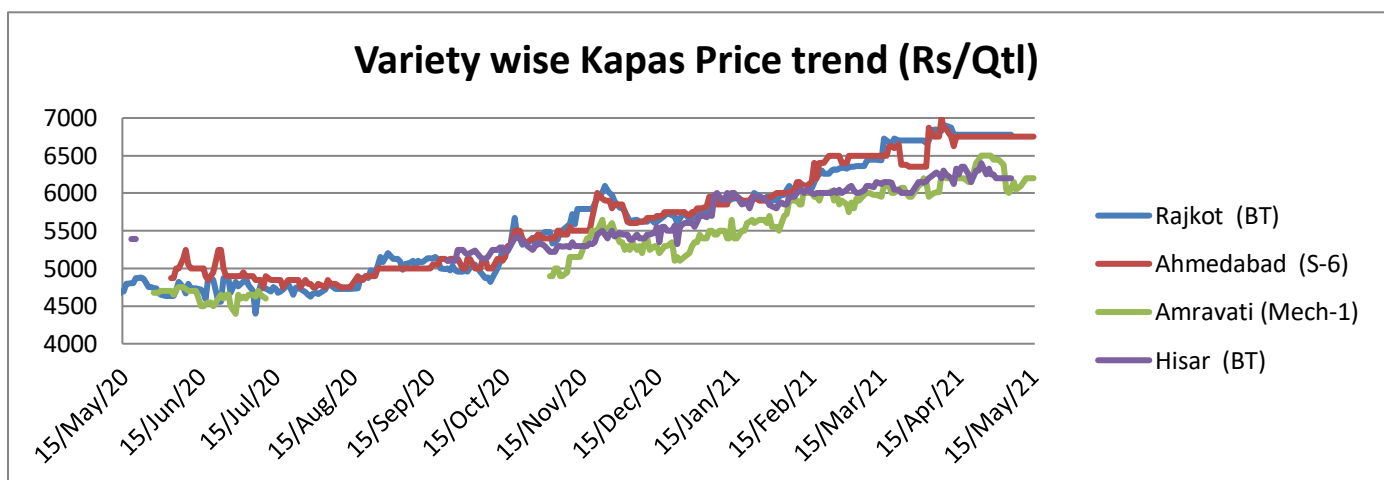
areas. The target is to cover 3.25 lakh hectares of area under cotton in the coming season. Cotton sowing in other states across India will start by next month.

- **The US Department of Agriculture has increased the cotton crop estimate by 4 percent for the coming 2021-22 season.** According to USDA, India's cotton production for the next season is estimated at 378 lakh bales, up by 4 percent from its current season's estimate of 362.5 lakh bales but the Indian textile industry feels that it is too early to make any projection. The projection has been made despite the USDA pegging the area under cotton lower at 129 lakh hectares compared with 130 lakh hectares.

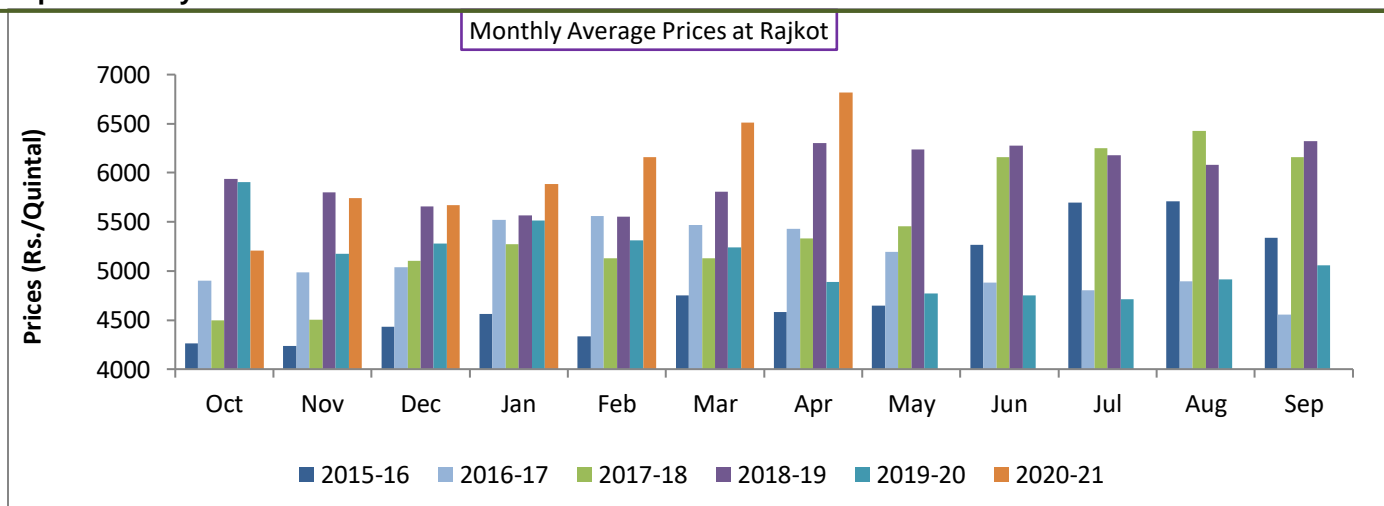
### Domestic Cotton Prices Scenario

### Kapas (Raw Cotton) Weekly Price Scenario

**Weekly Price Review:** Weekly kapas average price at Rajkot was the same as the previous week at Rs. 6775/q, Ahmedabad prices were at Rs. 6750/q as markets were closed due to lockdown restriction.



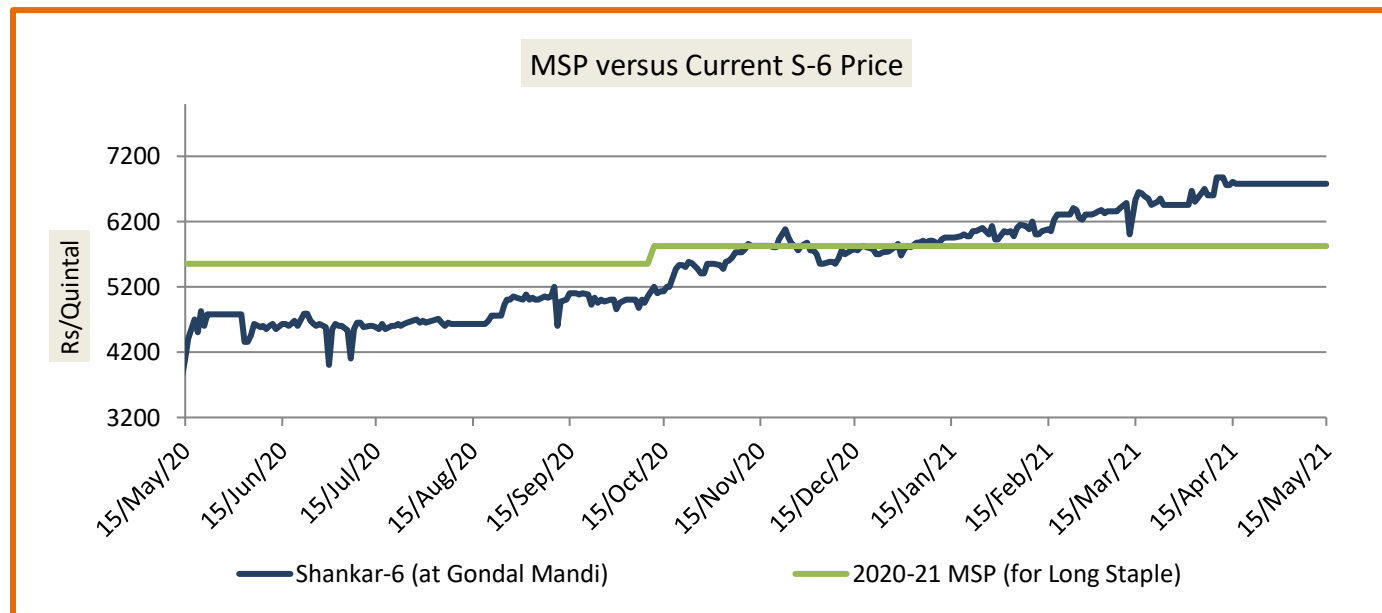
### Kapas Monthly M-o-M Price Scenario



The arrivals in April were higher in the market and the monthly average price was also higher at Rs. 6817/q compared to the prices during the corresponding month of the previous season. (Rs. 4887/q)

### Spot Price versus MSP

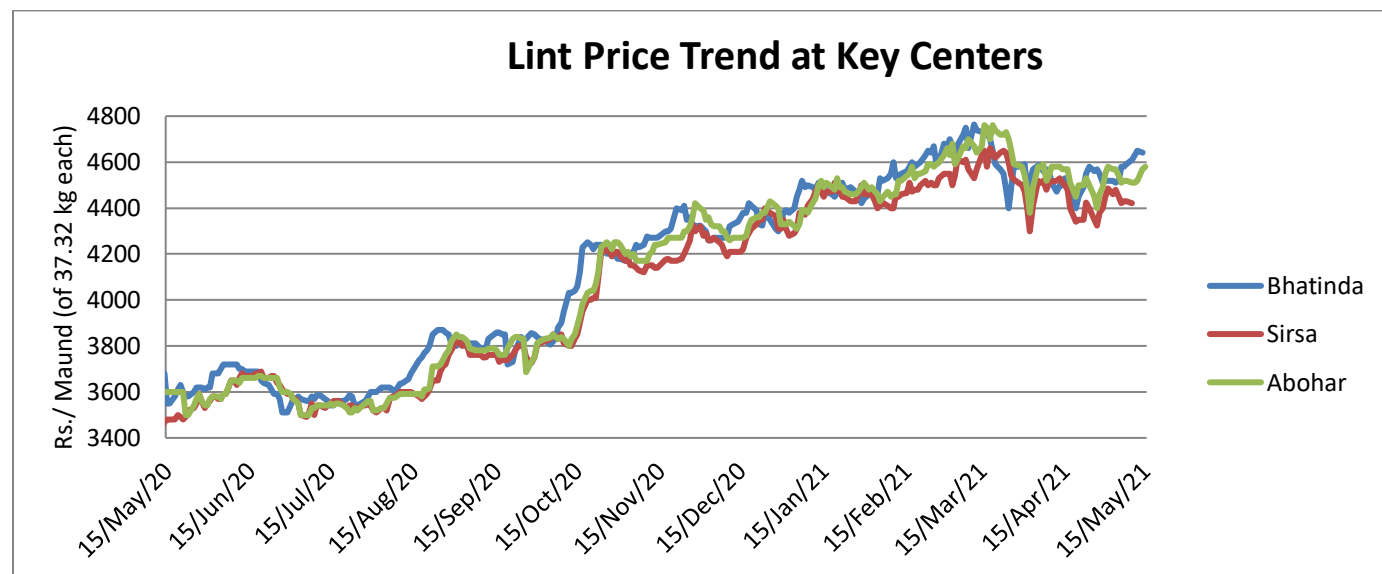
Average kapaspriceatGondal market stood same as previous week atRs. 6780/q.



Source: Agriwatch

### Lint price Outlook

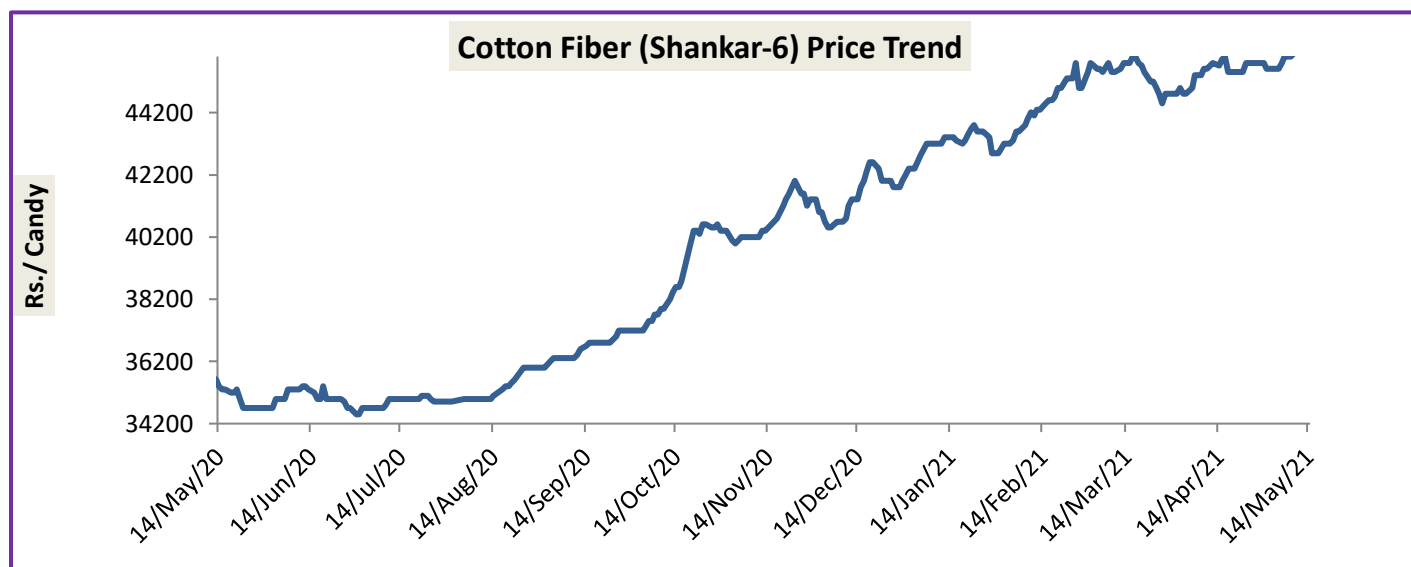
The average price stood higher at Rs.4585/maund of lint in Abohar, in Bhatinda at Rs.4585/ maund, and Rs.4495/maund in Sirsa from the previous week.



Source: Agriwatch

## Cotton Fiber price Outlook

The average cotton fiber (Shankar-6) of premium quality prices was higher from the previous week as 46080/candy this week.



Source: Cotton Association of India (CAI)

## Cotton Seed Oil and Cotton Seed Oil Cake

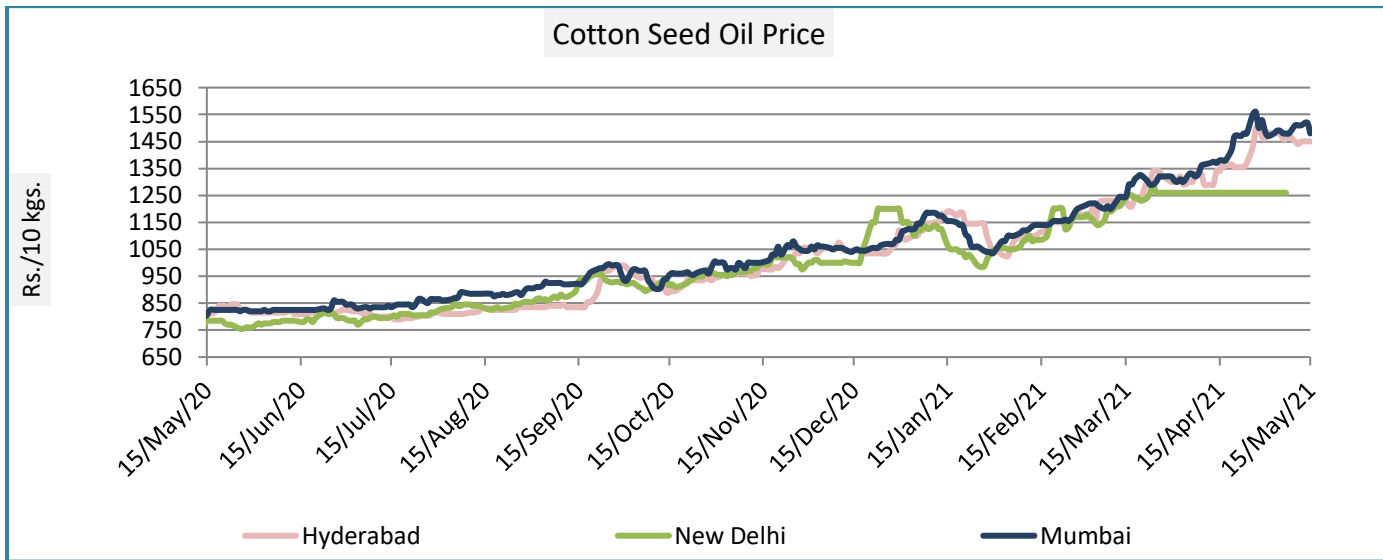
### Cotton Seed Oil weekly

#### Price Scenario

Cottonseed oil prices have increased across all the centers during the week ending on 12thMay'21. The weekly average price in Mumbai and New Delhi was the same as the previous week.

	Weekly Average Price as on (Rs/10 kg.)		% Change
	12-May-21	05-May-21	
New Delhi	1260	1260	-
Rajkot	1390	1390	-
Hyderabad	1520	1452	4.68
Mumbai	1513	1483	2.05

Source: Agriwatch

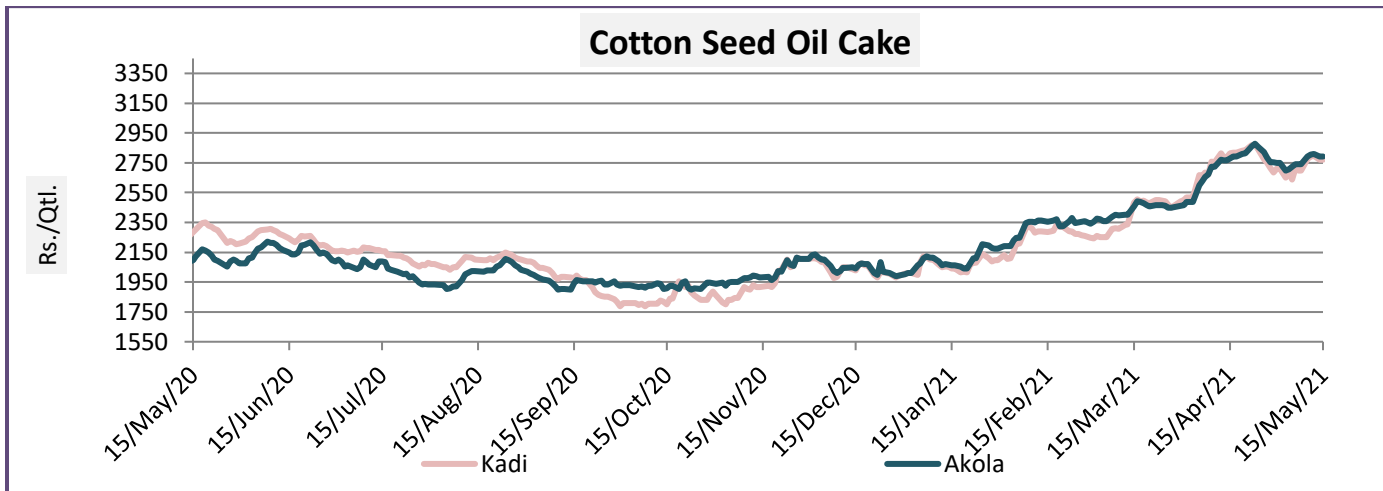


### Cotton Seed Oil Cake weekly price Scenario

With the rising coronavirus cases all across the country, the major cotton markets were closed due to lockdown restrictions. This has also affected the demand for both cottonseed oil and cottonseed oilcake in the major markets. However, except for Gujarat, the various other states are facing a shortage of cottonseed oilcake and cottonseed oil. On the other side, Gujarat has immense stock available to meet the demands of other states also. The demand is expected to increase after the lockdown is over.

The cottonseed oil prices have increased from the previous week by 4 percent and the cottonseed oilcake prices have increased by 2 percent. The average price of cottonseed oilcake in the Kadi market was Rs. 2746 per quintal from Rs. 2680 per quintal and in Akola was at Rs. 2772 per quintal from Rs. 2731 per quintal the previous week.

	Weekly Average Price as on (Rs/quintal.)*		% Change
	12-May-21	05-May-21	
Kadi	2746	2680	2.45
Akola	2772	2731	1.48



Source: NCDEX

### International Market Scenario

- In the latest report released by USDA in May'2021, for the 2020-21 season, global production and consumption have slightly changed from April month. Imports were projected higher in Vietnam(6%), China(13%), and Bangladesh(1%) and more than offset slower demand from Malaysia and Taiwan whereas exports were higher from the U.S(10%) and Brazil(16%) from the previous estimates. Global ending stock was projected down by 2 percent as larger exports from the United States and Brazil lower their stock and more than offset higher stock levels in China.
- According to USDA'S World Agriculture Supply and Demand Estimate (WASDE) report, U.S. cotton production for the season 2021-22 is projected to rise 2.4 million bales, but the total supply is projected at its lowest in 5 years. Although both exports and ending stock are forecasted lower than in 2020-21 season. Production is anticipated at 17.0 million bales, with 12.0 million planted acres as indicated in Prospective Plantings, abandonment projected above the average of the past 5 years and average yields. Exports are expected to fall 1.6 million bales, to 14.7 million bales and domestic mill use is projected to rise 200,000 bales to 2.5 million bales.
- According to the International Cotton Advisory Committee, Global production is estimated at 24.6 million tonnes this month. India has lead global production at an estimated 6.3 million tonnes for the 2020-21 season. China is expected to be the second-largest producer with 5.9 million tonnes. The West Africa cotton-producing countries together are estimated to produce over 1 million tonnes this year. The United States and Brazil are expected to produce 3.2 and 2.5 million tonnes respectively. These two countries have

textile industries relatively small compared to the domestic supply and will export the overwhelming majority of their production.

- Kenya aims to increase its commercial production of GMO cotton by 10 times next year. The target of the Kenyan government is to involve over 200,000 farmers to boost production from 20,000 bales currently to 200,000 bales by 2022. Controlled farming of GMO cotton was approved by the Kenyan government in 2019 after successful field trials, and it identified 1,000 farmers last year to receive the first GMO cotton seeds. Overall the country has a demand of 38,000 tonnes of cotton lint but produces only 5,300 tonnes. Besides Kenya, African countries like Sudan, South Africa, Ethiopia, Nigeria, Malawi, and Eswatini also produce GMO cotton.

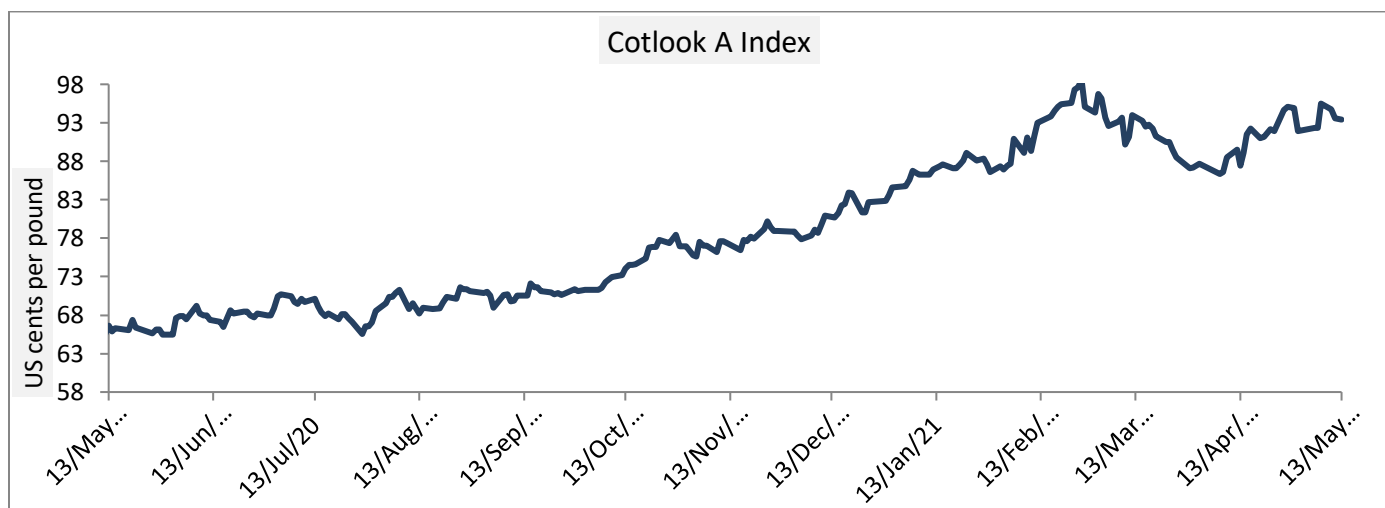
### Cotlook A Index

Cotlook A index was higher this week. The Cotlook A Index was at 94.04 cents/lb higher as compared to the previous week (93.03 cents/lb).

Cotlook A Index	Weekly Average Price change as on		% Change
	12-May-21	05-May-21	
Prices	94.04	93.03	1.08

Prices in US cents per Pound

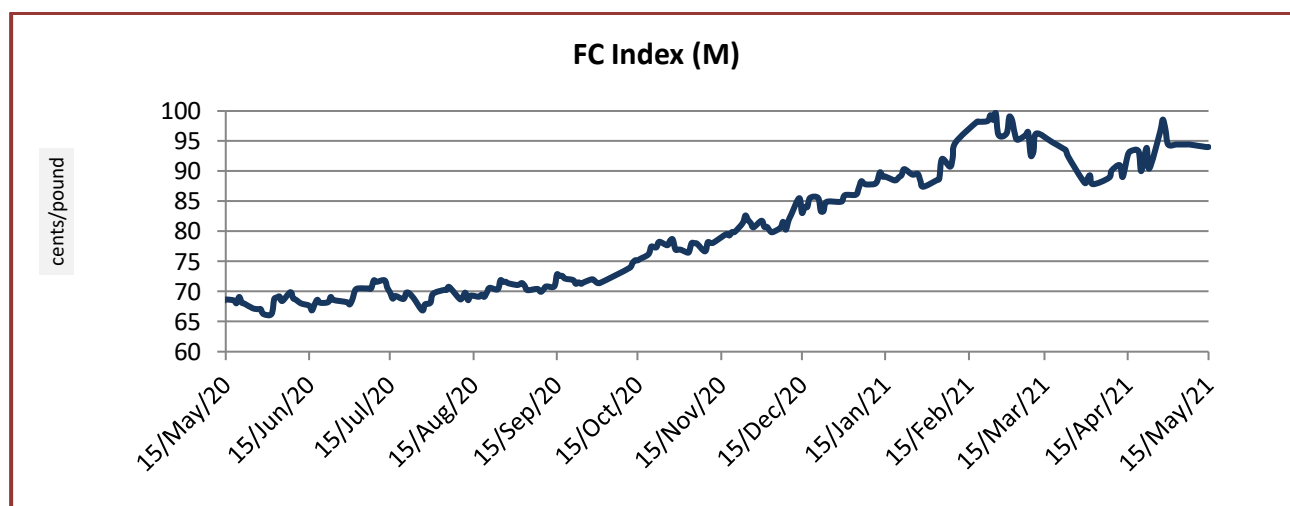
Source: Cotlook



### China Cotton Index and Foreign Cotton Index

Cotton Index	Weekly Average Price as on		% Change
	12-May-21	05-May-21	
FC (S)	96.46	97.32	-0.88
FC (M)	94.43	94.85	-0.44
FC (L)	93.28	89.81	3.86
Prices in US cents per Pound			

Source: China Cotton Association



Cotton Index	Weekly Average Price as on		% Change
	12-May-21	05-May-21	
CCIndex(328)	16098.83	15851.80	1.56
CCIndex(527)	15326.83	15038.20	1.92
CCIndex(229)	16460.17	16170.00	1.79
Prices in Yuan per ton			

Source: China Cotton Association



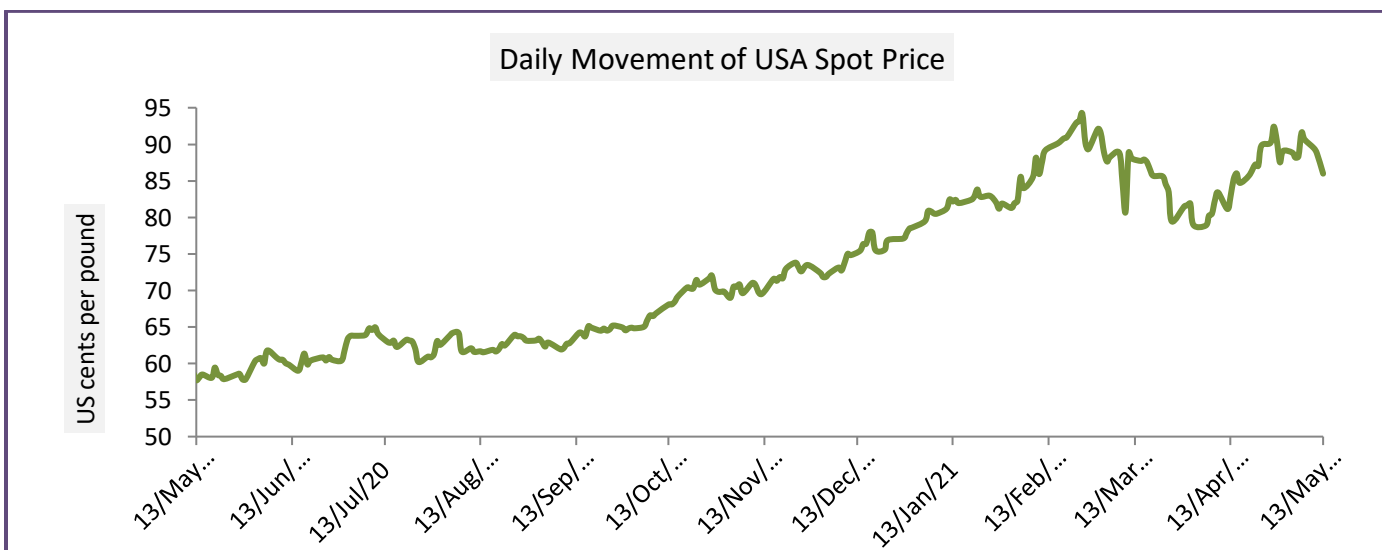


### USA Spot Prices

U.S.A spot prices have increased from the prior week by 1 percent at 89.63 cents per pound.

USA Spot Prices	Monthly Average Price as on		% Change
	12-May-21	05-May-21	
Prices	89.63	80.40	1.39
Prices in US cents per Pound			

Source: USDA

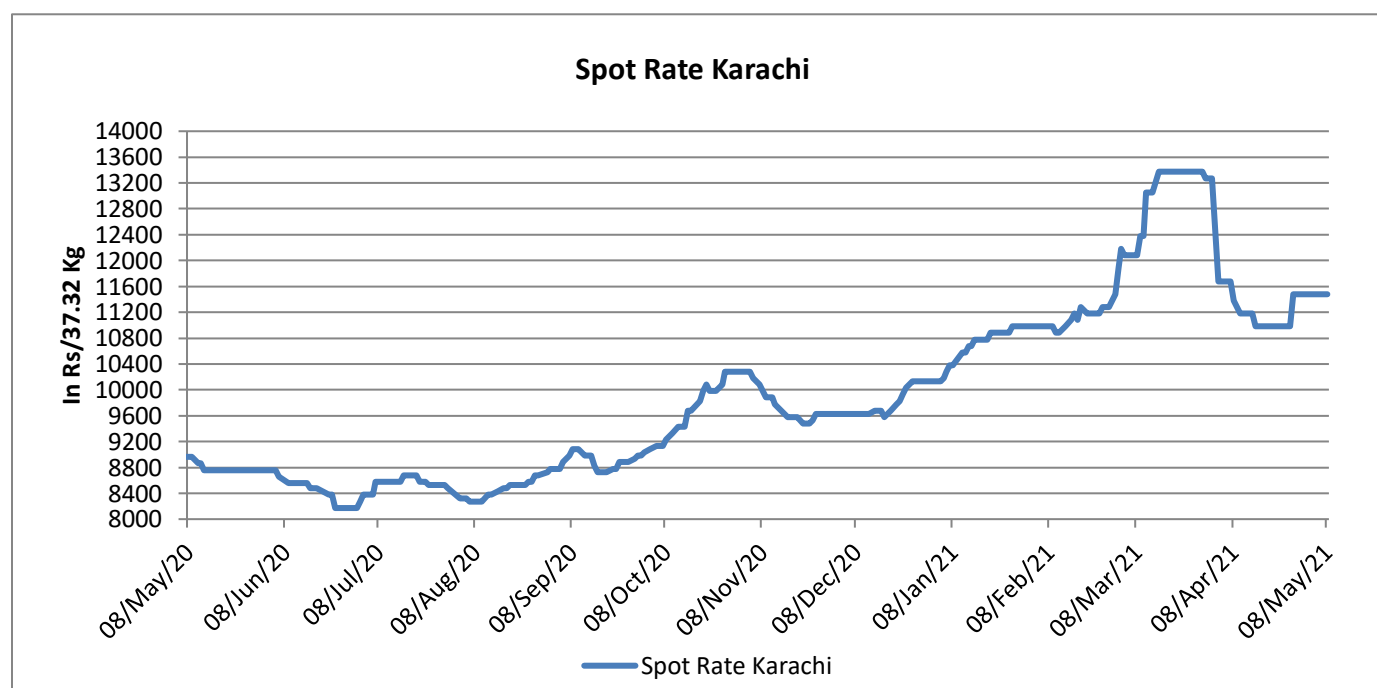


## Pakistan Spot Prices

The Karachi spot price stood around Rs.11480/q same as the previous week. Pakistan is planning to import cotton from Uzbekistan. The Pakistan government is considering an option to import cotton from Uzbekistan via land route after it took back a decision of its import from India, as textile exporters want the government to take decisive steps amid a 40 percent drop in the crop output.

Karachi Spot Prices	Weekly Average Price as on		% Change
	08-May-21	05-May-21	
Prices	11480	11480	-
Prices in Rs per 37.32 Kg			

Source: Fibre2fashion.com



**Commodity: Cotton**
**Exchange: MCX**
**Contract: Mar.**
**Expiry: May. 31, 2021**

**TechnicalCommentary:**

- The recent trend in cotton has been bullish.
- A supporting trendline is passing through 20000, while mild resistance is seen around 22600.
- If the market tests the support at 21500, intraday-long positions may be created.

**Strategy: Sell**

Intraday Supports & Resistances			S2	S1	PCP	R1	R2
Cotton	MC X	Mar	2050 0	2150 0	2205 0	2260 0	2280 0
			Call	Entry	T1	T2	SL
Cotton	MC X	Mar	<b>Sell</b>	2195 0	2200 0	2240 0	2198 0

**Commodity: Cotton Seed Oil Cake**  
**Contract: Mar**

**Exchange: NCDEX**  
**Expiry: May 30<sup>th</sup>, 2020**

### Cottonseed Oilcake



### Technical Commentary:

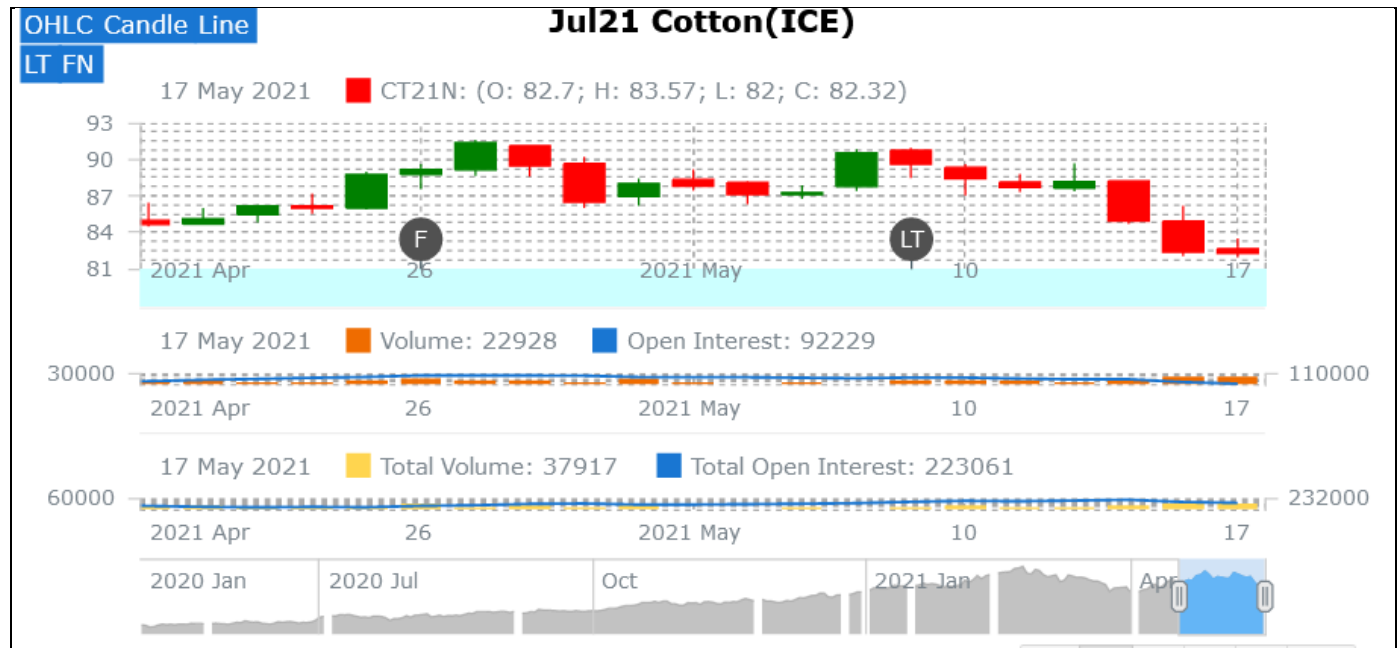
- Cottonseedoilcakeonthedailychartlooksuncertainevenasthebroadertrendisbullish.
- Ontheintra-daychart,thereexistsaconsolidationzone(support)at2000andthentrendlinesupportat 2260. Strong resistance is seen at 2780.

### Strategy: Buy

Intraday Supports & Resistances			S2	S1	PCP	R1	R2
Cotton oil cake	NCDEX	Mar	1700	2000	2648	2780	2800
Intraday Trade Call			Call	Entry	T1	T2	SL
Cotton oil cake	NCDEX	Mar	Buy	2672	2700	2740	2680

\* Do not carry forward the position the next day.

### Technical Analysis of Cotton Future (Jul'21Contract) at ICE



- The Jul'21 contract closed lower by the end of the week.
- Candlesticks denote steady to a downtrend.
- Total volume increased & Open Interest decreased compared to last week.
- We expect cotton prices to remain rangebound in the coming week.

#### Expected Price Range During Coming month

Expected Trend	Expected Trading Band
Firm	85-90

#### Expected Support and Resistance

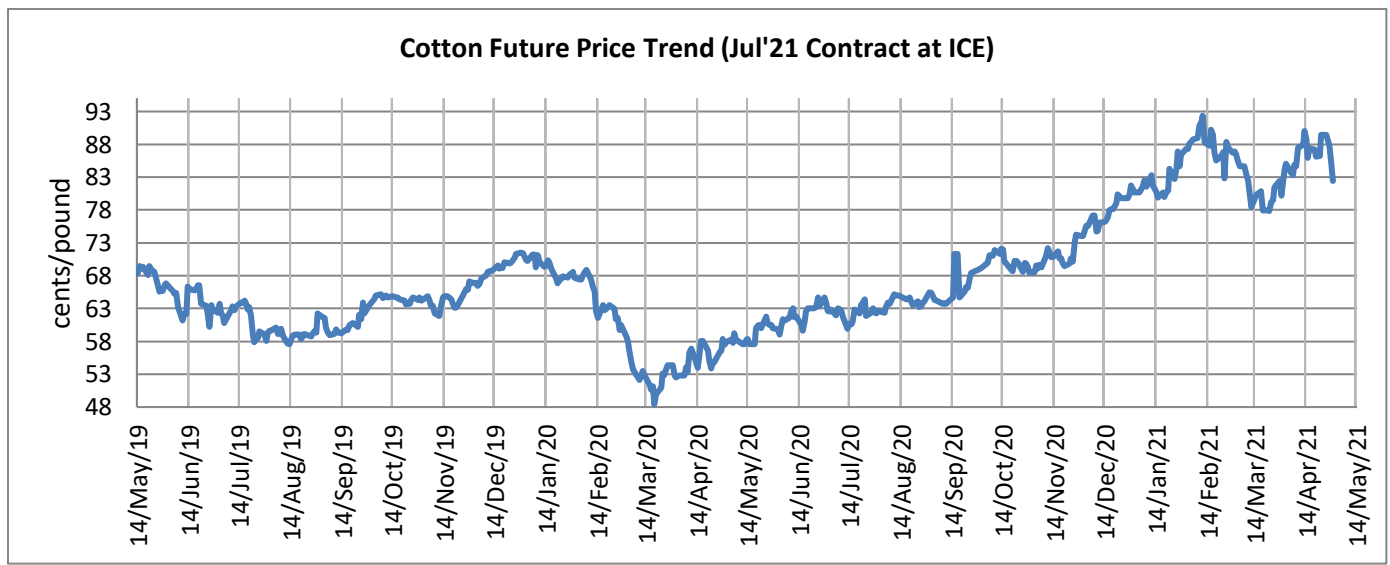
Support 1	Support 2	Resistance 1	Resistance 2
82	80	85	87

Figures in US cents/pound

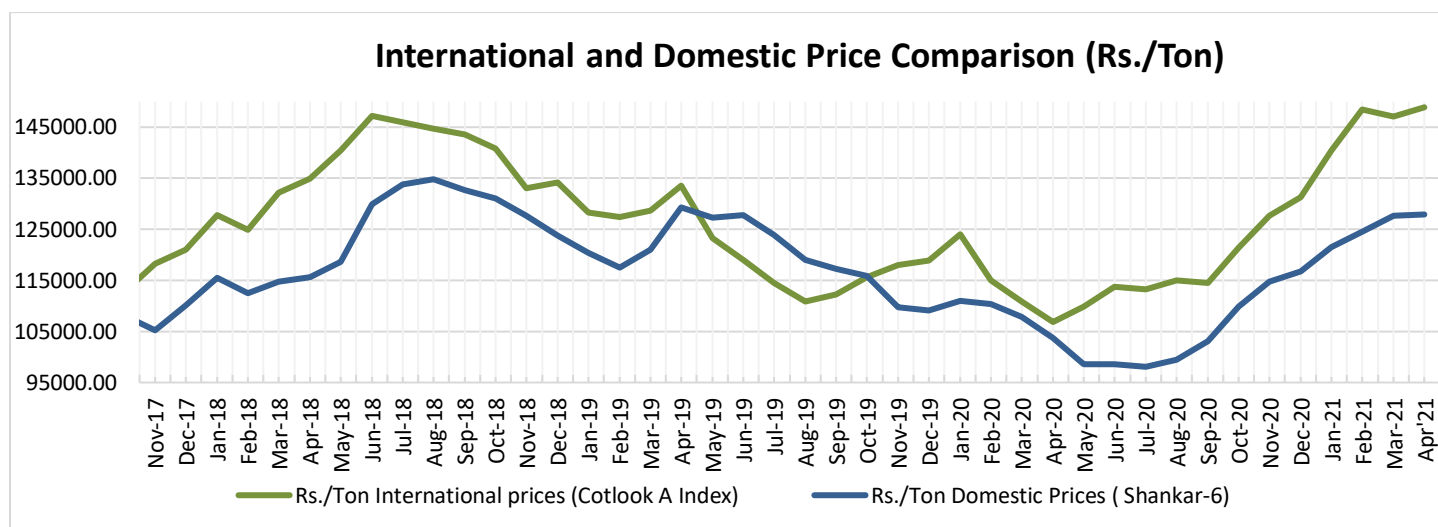
### Cotton Future Prices at ICE

Cotton Prices in Future Contract on ICE						Prices in cents/Lb	
Contracts	14-May-21	14-Apr-21 (1 month ago)	13-Feb-20 (3 months ago)	15-Nov-20 (6 months ago)	14-May-20 (a year ago)	% Change over a month	% Change over previous year
Jul-21	82.43	85.52	88.66	69.57	57.85	-3.61	42.49
Oct-21	81.61	83.24	89.41	71.58	57.46	-1.96	42.03
Dec-21	81.22	82.71	85.71	72.46	57.76	-1.80	40.62
Mar-22	80.90	82.56	83.89	73.12	58.62	-2.01	38.01
May-22	80.63	82.35	83.44	70.82	59.40	-2.09	35.74

### Future Price Trend (Active Contract):



## International and Domestic Price Comparison



## Cotton Prices at Key Spot Markets: Markets are closed due to lockdown restrictions.

Commodity	Kapas		Weekly Average Prices (Rs./Quintal)		Change
			06th May'21 to 12th May'21	29th Apr'21 to 05th May'21	
Gujarat	Ahmedabad	Shankar-6	NA	NA	-
	Gondal	Shankar-6	NA	NA	-
	Rajkot	B.T. Cotton	NA	NA	-
	Patan	B.T. Cotton	NA	NA	-
	Kadi	B.T. Cotton	NA	NA	-
	Deesa	B.T. Cotton	NA	NA	-
	Dhrol	B.T. Cotton	NA	NA	-
Haryana	Bhiwani	B.T. Cotton	NA	NA	-
	Bhiwani	Desi	NA	NA	-
	Adampur	B.T. Cotton	NA	6225	-
	Fatehabad	B.T. Cotton	NA	NA	-
	Jind	B.T. Cotton	NA	NA	-
	Uchana	B.T. Cotton	NA	NA	-
	Dabwali	B.T. Cotton	NA	NA	-
Rajasthan	Hanumangarh	B.T. Cotton	NA	6350	-
	Rawatsar	B.T. Cotton	NA	NA	-
Madhya Pradesh	Khandwa	Mech-1	NA	NA	-
	Khargaon	Mech-1	NA	NA	-

<b>Maharashtra</b>	Amravati	Mech-1	6121	6296	<b>-175</b>
	Jamner	Medium Staple	NA	NA	-
<b>Uttar Pradesh</b>	Hathras	B.T. Cotton	NA	NA	-
	Hathras	Desi	NA	NA	-
<b>Telangana</b>	Adilabad	Un-Ginned	NA	NA	-
<b>Karnataka</b>	Bijapur	Bunny	NA	NA	-
	Hubli	D.C.H.	NA	NA	-
	Hubli	B.T. Cotton	NA	NA	-
	Raichur	H-44 Cotton	NA	NA	-
<b>Commodity</b>	<b>Lint</b>		<b>Prices (Rs./Maund of 37.32kg each)</b>		<b>Change</b>
<b>State</b>	<b>Centre</b>	<b>Variety</b>	<b>06th May'21 to 12th May'21</b>	<b>29th Apr'21 to 05th May'21</b>	
<b>Punjab</b>	Bhatinda	J-34	4585	4522	<b>63</b>
	Abohar	J-34	4585	4518	<b>67</b>
	Mansa	J-34	4566	4492	<b>74</b>
<b>Haryana</b>	Sirsa	J-34	4495	4428	<b>67</b>
<b>Rajasthan</b>	Sri-Ganganagar	J-34	NA	NA	-

**Cotton Arrivals in Key Centers:**

<b>Commodity</b>	<b>Kapas</b>		<b>Weekly Sum Arrivals (Quintal)</b>		<b>Change</b>
<b>State</b>	<b>Centre</b>	<b>Variety</b>	<b>06th May'21 to 12th May'21</b>	<b>29th Apr'21 to 05th May'21</b>	
<b>Gujarat</b>	Ahmedabad	Shankar-6	NA	NA	-
	Gondal	Shankar-6	NA	NA	-
	Rajkot	B.T. Cotton	NA	NA	-
	Patan	B.T. Cotton	NA	NA	-
	Kadi	B.T. Cotton	NA	NA	-
	Deesa	B.T. Cotton	NA	NA	-
	Dhrol	B.T. Cotton	NA	NA	-
<b>Haryana</b>	Bhiwani	B.T. Cotton	NA	NA	-
	Bhiwani	Desi	NA	NA	-
	Adampur	B.T. Cotton	NA	1190	-
	Fatehabad	B.T. Cotton	NA	NA	-
	Jind	B.T. Cotton	NA	NA	-
	Uchana	B.T. Cotton	NA	NA	-
	Dabwali	B.T. Cotton	NA	NA	-
<b>Rajasthan</b>	Hanumangarh	B.T. Cotton	NA	NA	-



	Rawatsar	B.T. Cotton	NA	70	-
<b>Madhya Pradesh</b>	Khandwa	Mech-1	NA	NA	-
	Khargaon	Mech-1	NA	NA	-
<b>Maharashtra</b>	Amravati	Mech-1	22000	21500	500
	Jamner	Medium Staple	NA	NA	-
<b>Uttar Pradesh</b>	Hathras	B.T. Cotton	NA	NA	-
	Hathras	Desi	NA	NA	-
<b>Telangana</b>	Adilabad	Un-Ginned	NA	NA	-
<b>Karnataka</b>	Bijapur	Bunny	NA	1530	-
	Hubli	D.C.H.	NA	NA	-
	Hubli	B.T. Cotton	NA	1	-
	Raichur	H-44 Cotton	NA	NA	-
<b>Commodity</b>	<b>Lint</b>		<b>Weekly Sum Arrivals (Quintal)</b>		<b>Change</b>
<b>State</b>	<b>Centre</b>	<b>Variety</b>	<b>06th May'21 to 12th May'21</b>	<b>29th Apr'21 to 05th May'21</b>	
<b>Punjab</b>	Bhatinda	J-34	NA	340	-
	Abohar	J-34	NA	NA	-
	Mansa	J-34	NA	NA	-
<b>Haryana</b>	Sirsa	J-34	510	680	-170
<b>Rajasthan</b>	Sri-Ganganagar	J-34	NA	NA	-

**Week on Week Price: Scenario of Cotton:**

<b>Commodity</b>	<b>Kapas</b>		<b>Today</b>	<b>Week Ago</b>	<b>Month Ago</b>	<b>Year Ago</b>
<b>State</b>	<b>Centre</b>	<b>Variety</b>	<b>17-May-21</b>	<b>11-May-21</b>	<b>17-May-21</b>	<b>17-May-20</b>
<b>Gujarat</b>	Ahmedabad	Shankar-6	Closed	Closed	Closed	#N/A
	Gondal	Shankar-6	Closed	Closed	Closed	5500
	Rajkot	B.T. Cotton	NR	Closed	NR	5530
	Patan	B.T. Cotton	NA	0	NA	5515
	Kadi	B.T. Cotton	NA	0	NA	5550
	Deesa	B.T. Cotton	NA	0	NA	NA
	Dhrol	B.T. Cotton	NA	0	NA	NR
<b>Haryana</b>	Bhiwani	B.T. Cotton	NA	0	NA	5600
	Bhiwani	Desi	NA	0	NA	NA
	Adampur	B.T. Cotton	Closed	0	Closed	5350

	Fatehabad	B.T. Cotton	NA	0	NA	5350
	Jind	B.T. Cotton	NA	0	NA	5700
	Uchana	B.T. Cotton	NA	0	NA	5385
	Dabwali	B.T. Cotton	NA	0	NA	NR
<b>Rajasthan</b>	Hanumangarh	B.T. Cotton	NA	0	NA	Closed
	Rawatsar	B.T. Cotton	NA	0	NA	Closed
<b>Madhya Pradesh</b>	Khandwa	Mech-1	NA	0	NA	5491
	Khargaon	Mech-1	NA	0	NA	5427
<b>Maharashtra</b>	Amravati	Mech-1	Closed	6150	Closed	5300
	Jamner	Medium Staple	NA	0	NA	NA
<b>Uttar Pradesh</b>	Hathras	B.T. Cotton	NA	0	NA	NA
	Hathras	Desi	NA	0	NA	NA
<b>Telangana</b>	Adilabad	Un-Ginned	NA	0	NA	5400
<b>Karnataka</b>	Bijapur	Bunny	NA	0	NA	5929
	Hubli	D.C.H.	NA	0	NA	NA
	Hubli	B.T. Cotton	NA	0	NA	NA
	Raichur	H-44 Cotton	NA	0	NA	5470
<b>Commodity</b>	<b>Lint</b>		<b>Today</b>	<b>Week Ago</b>	<b>Month Ago</b>	<b>Year Ago</b>
<b>State</b>	<b>Centre</b>	<b>Variety</b>	<b>17-May-21</b>	<b>11-May-21</b>	<b>17-May-21</b>	<b>17-May-20</b>
<b>Punjab</b>	Bhatinda	J-34	4690	4610	4690	#N/A
	Abohar	J-34	4690	4610	4690	#N/A
	Mansa	J-34	4675	4580	4675	#N/A
<b>Haryana</b>	Sirsa	J-34	4610	4520	4610	#N/A
<b>Rajasthan</b>	Sri-Ganganagar	J-34	NA	0	NA	#N/A

**Cotton Arrivals in Key Centers:**

<b>Commodity</b>	<b>Kapas</b>		<b>Arrivals (Quintal)</b>	<b>Arrivals (Quintal)</b>	<b>Arrivals (Quintal)</b>	<b>Arrivals (Quintal)</b>
<b>State</b>	<b>Centre</b>	<b>Variety</b>	<b>17-May-21</b>	<b>11-May-21</b>	<b>17-May-21</b>	<b>17-May-20</b>
<b>Gujarat</b>	Ahmedabad	Shankar-6	Closed	Closed	Closed	#N/A
	Gondal	Shankar-6	Closed	Closed	Closed	#N/A
	Rajkot	B.T. Cotton	NR	Closed	NR	#N/A
	Patan	B.T. Cotton	NA	0	NA	3450
	Kadi	B.T. Cotton	NA	0	NA	#N/A
	Deesa	B.T. Cotton	NA	0	NA	#N/A
	Dhrol	B.T. Cotton	NA	0	NA	#N/A

<b>Haryana</b>	Bhiwani	B.T. Cotton	NA	0	NA	1200
	Bhiwani	Desi	NA	0	NA	#N/A
	Adampur	B.T. Cotton	Closed	0	Closed	#N/A
	Fatehabad	B.T. Cotton	NA	0	NA	#N/A
	Jind	B.T. Cotton	NA	0	NA	#N/A
	Uchana	B.T. Cotton	NA	0	NA	#N/A
	Dabwali	B.T. Cotton	NA	0	NA	#N/A
<b>Rajasthan</b>	Hanumangarh	B.T. Cotton	NA	0	NA	#N/A
	Rawatsar	B.T. Cotton	NA	0	NA	#N/A
<b>Madhya Pradesh</b>	Khandwa	Mech-1	NA	0	NA	#N/A
	Khargaon	Mech-1	NA	0	NA	#N/A
<b>Maharashtra</b>	Amravati	Mech-1	Closed	4000	Closed	#N/A
	Jamner	Medium Staple	NA	0	NA	#N/A
<b>Uttar Pradesh</b>	Hathras	B.T. Cotton	NA	0	NA	#N/A
	Hathras	Desi	NA	0	NA	#N/A
<b>Telangana</b>	Adilabad	Un-Ginned	NA	0	NA	#N/A
<b>Karnataka</b>	Bijapur	Bunny	NA	0	NA	#N/A
	Hubli	D.C.H.	NA	0	NA	#N/A
	Hubli	B.T. Cotton	NA	0	NA	#N/A
	Raichur	H-44 Cotton	NA	0	NA	#N/A
<b>Commodity</b>	<b>Lint</b>		<b>Arrivals (Quintal)</b>	<b>Arrivals (Quintal)</b>	<b>Arrivals (Quintal)</b>	<b>Arrivals (Quintal)</b>
<b>State</b>	<b>Centre</b>	<b>Variety</b>	<b>17-May-21</b>	<b>11-May-21</b>	<b>17-May-21</b>	<b>17-May-20</b>
<b>Punjab</b>	Bhatinda	J-34	NA	0	NA	#N/A
	Abohar	J-34	NA	0	NA	#N/A
	Mansa	J-34	NA	0	NA	#N/A
	Sirsa	J-34	340	170	340	#N/A
	Sri-Ganganagar	J-34	NA	0	NA	#N/A

**Cotton Association of India Spot Rates:**

Trade Name	Staple	Micronaire	Strength/ GPT	Weekly Average Prices		+/- Change
				06th May'21 to 12th May'21	29th Apr'21 to 05th May'21	
Bengal Deshi (RG)/Assam Comilla (101)	Below 22mm	5.0 - 7.0	15	38500	38560	-60
Bengal Deshi (SG)(201)	Below 22mm	5.0 - 7.0	15	39000	39060	-60
J-34(202)	26mm	3.5 - 4.9	23	42380	41720	660
H-4/ MECH-1(105)	28mm	3.5 - 4.9	27	44640	44000	640
Shankar-6(105)	29mm	3.5 - 4.9	28	46040	45640	400
Bunny/ Brahma(105)	31mm	3.5 - 4.9	30	48600	48600	Unch
MCU-5/ Surabhi(106)	32mm	3.3 - 4.9	31	49000	49000	Unch
DCH-32(107)	34mm	3.0 - 3.8	33	77000	77000	Unch

**Disclaimer**

The information and opinions contained in the document have been compiled from sources believed to be reliable. The company does not warrant its accuracy, completeness and correctness. Use of data and information contained in this report is at your own risk. This document is not, and should not be construed as, an offer to sell or solicitation to buy any commodities. This document may not be reproduced, distributed or published, in whole or in part, by any recipient hereof for any purpose without prior permission from the Company. IASL and its affiliates and/or their officers, directors and employees may have positions in any commodities mentioned in this document (or in any related investment) and may from time to time add to or dispose of any such commodities (or investment). Please see the detailed disclaimer at © 2021 Indian Agribusiness Systems Pvt. Ltd.