

**COTTON WEEKLY RESEARCH REPORT**  
**31st Aug 2021****Domestic market summary**

- **Domestic Market Scenario:** Cotton sowing is progressing across India for the coming 2021-22 season. Till 19<sup>th</sup> Aug 2021 cotton sowing across India has reached 117.04 lakh hectares compared to previous season sowing at 118.06 lakh hectares during the same time. Cotton ginners across the country are hopeful of a better season in 2021-22. No major quantity was sold by CCI during this week.

**Weekly Price Outlook:** The average price of Kapas is likely to remain firm between Rs. 6200-7100/q in Rajkot while the prices in Andhra Pradesh are likely to hover around Rs.5600-8600/q.

**Major Market Highlights:**

- The Cotlook index stood higher (101.80cents/lbs) compared to the ICE cotton future that stood at 93.36 cents/lbs.
- Indian rupee remained firm between 73.68 to 74.21 against USD.

**Market Highlights:**

- **Cotton ginners are expecting a good season in 2020-21.** Cotton ginners across the country are hopeful of a better season in 2021-22 after a couple of lacklustre years. Cotton prices are currently ruling high at over Rs 7,000 per quintal. And cottonseed prices are hovering around Rs 4,500- 5,000 per quintal. The prices have been increasing as consumption by mills is strong and there is good demand for yarn. The Centre has fixed an MSP for medium staple cotton at Rs 5,716 per quintal for the 2021-22 season, higher than the previous year's Rs 5,515. For the long-staple cotton, the MSP for 2021-22 has been fixed at Rs 6,025 per quintal, against Rs 5,825 in the previous year.
- **Around 117.04 lakh hectares of area has been sown under cotton till 19<sup>th</sup> Aug'21.** About 117.04 lakh hectares area was sown in India compared to normal of corresponding week 118.06 lakh hectares last year. Thus 1.01 lakh hectare less area has been covered as compared to corresponding week of last year. Higher area was reported from the states of Telangana (2.41 lakh hectares), Karnataka (1.19 lakh hectares), Haryana (0.37 lakh hectares), Rajasthan (0.77 lakh hectares), Odisha (0.40 lakh hectares). Less area was reported from the states of Andhra Pradesh (0.70 lakh hectares), Madhya Pradesh (0.13 lakh hectares), Gujarat (2.74 lakh hectares), Punjab (0.62 lakh hectares) and Maharashtra (2.10 lakh hectares).
- **Modified cotton fabric which absorbs air pollutants has been developed by IIT Delhi.** Researcher from IIT Delhi had developed a modified cotton fabric that is capable of absorbing harmful air pollutants like

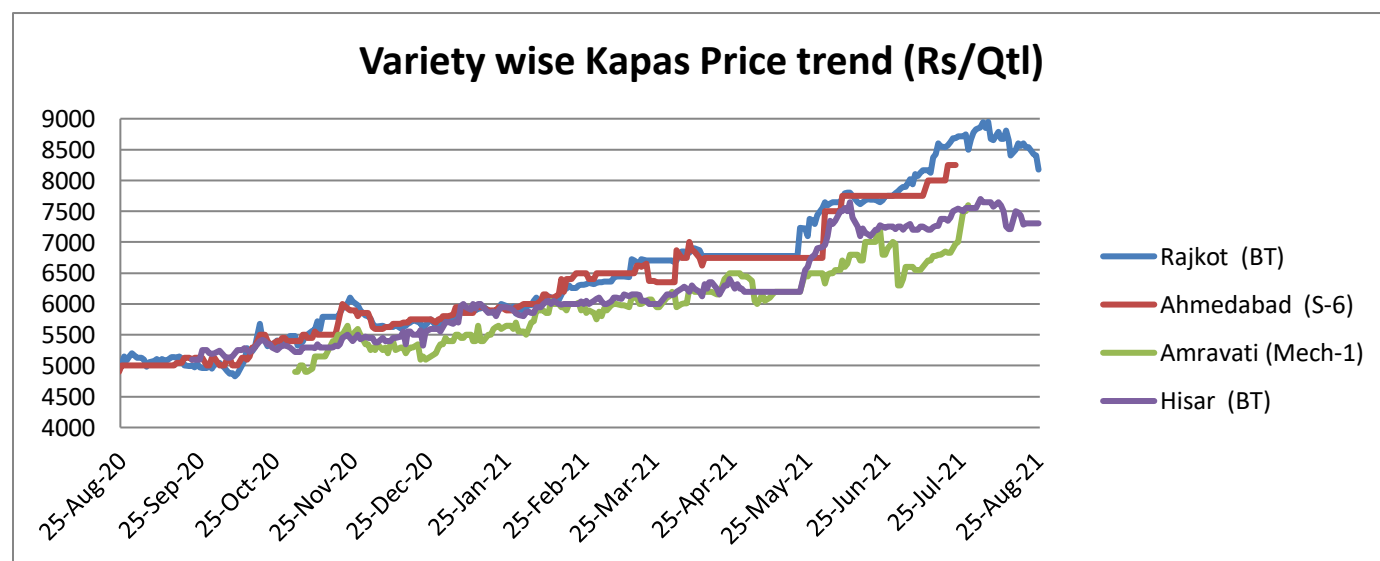
benzene, aniline, styrene etc. The modified cotton has been named as Zeolite Imidazolate Framework (ZIF) - 8@CM cotton and ZIF-67@CM cotton.

- **Adilabad farmers had decided to shift to commercial crops during the ongoing Kharif season.** Paddy farmers in old Adilabad district who suffered huge losses due to pest attack on their crops are shifting to commercial crops like cotton and soya during the ongoing kharif season.
- **Cotton acreages are expected to come down by 15 percent.** According to the cottonseed industry, the cotton acreages are expected to come down of about 15 percent with farmers shifting to oilseeds and pulses cultivation in several parts of the country. It may go down from the previous year's area of 129 lakh hectares.
- **Maharashtra has completed sowing on 139.10 lakh hectares for the current kharif season.** Farmers from Maharashtra have completed 92 % of the kharif sowing operations. The average area under Kharif is around 139.10 lakh hectares along with sugarcane in the state. The state had completed sowing on nearly 137.23 lakh hectares by 10<sup>th</sup> August 2021. Excluding sugarcane, the sown area was around 136.01 lakh hectares, accounting for nearly 95.80% of the total sowing operations. Due to long breaks in monsoon and subsequent heavy rains, there has been attack of various pests and diseases. Some cotton fields in Marathwada and Vidarbha have reported pest infestation.

## Domestic Cotton Prices Scenario

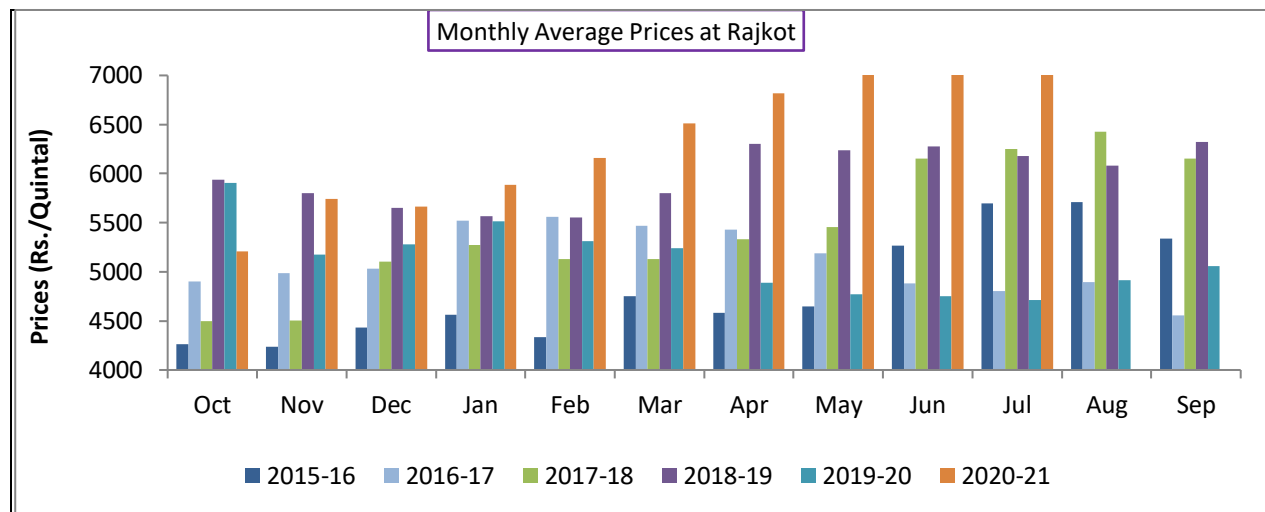
### Kapas (Raw Cotton) Weekly Price Scenario

**Weekly Price Review:** Weekly kapas average price at Rajkot was lower at Rs. 8446/q and in Hisar were prices were at Rs. 7305/qt. Arrivals have slowed down from Amravati and Ahmadabad.



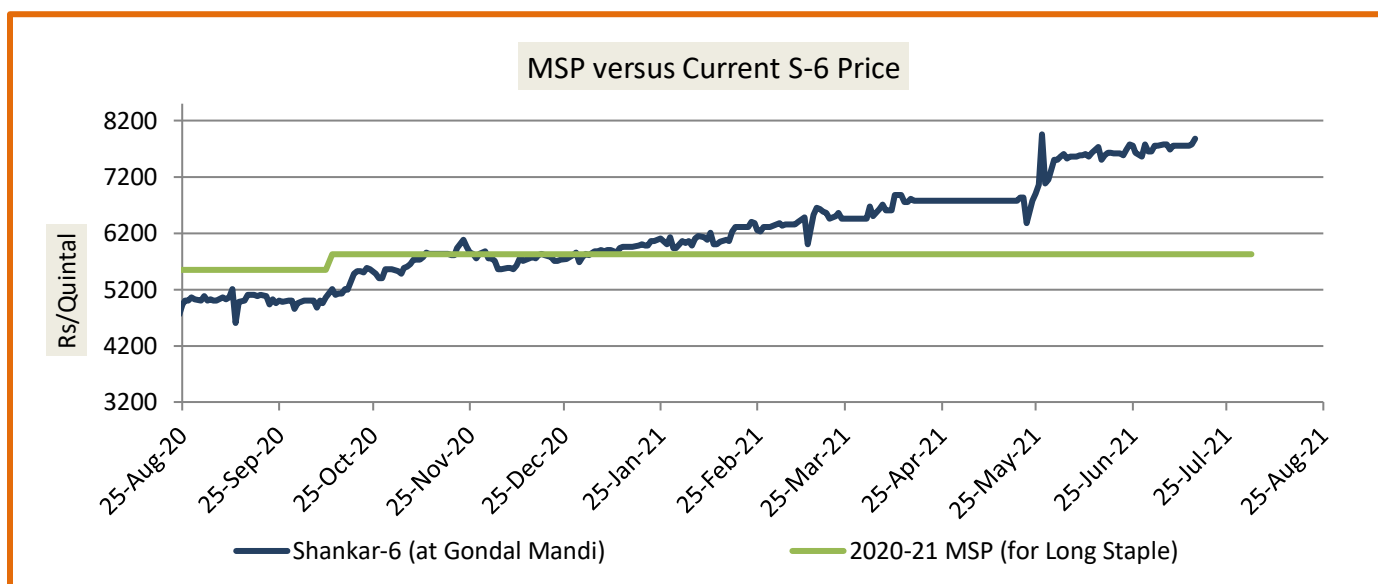
### Kapas Monthly M-o-M Price Scenario

The arrivals in the month of July were higher in the market and the monthly average price were also higher at Rs. 8392/q compared to the prices during the corresponding month of the previous season.(Rs. 4713/q)



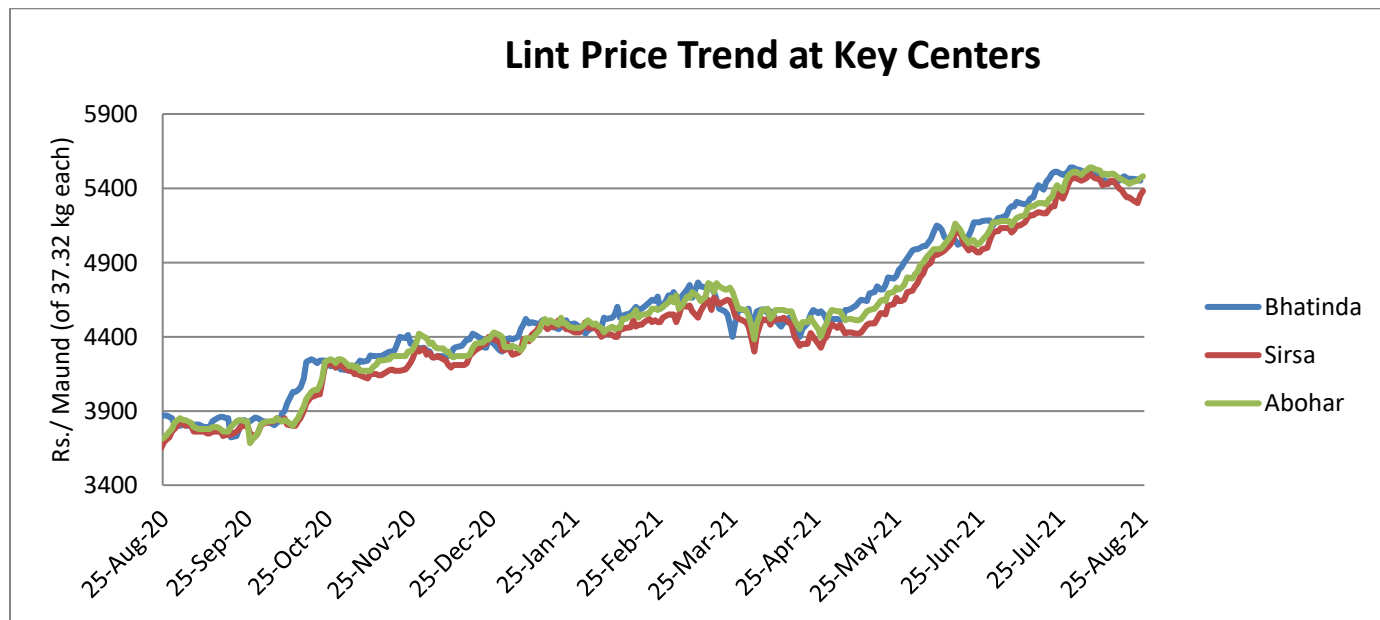
### Spot Price versus MSP

Arrivals were not available in Gondal Market. Average kapas price at Gondal market stood at Rs. 7875/q in the previous week.



## Lint price Outlook

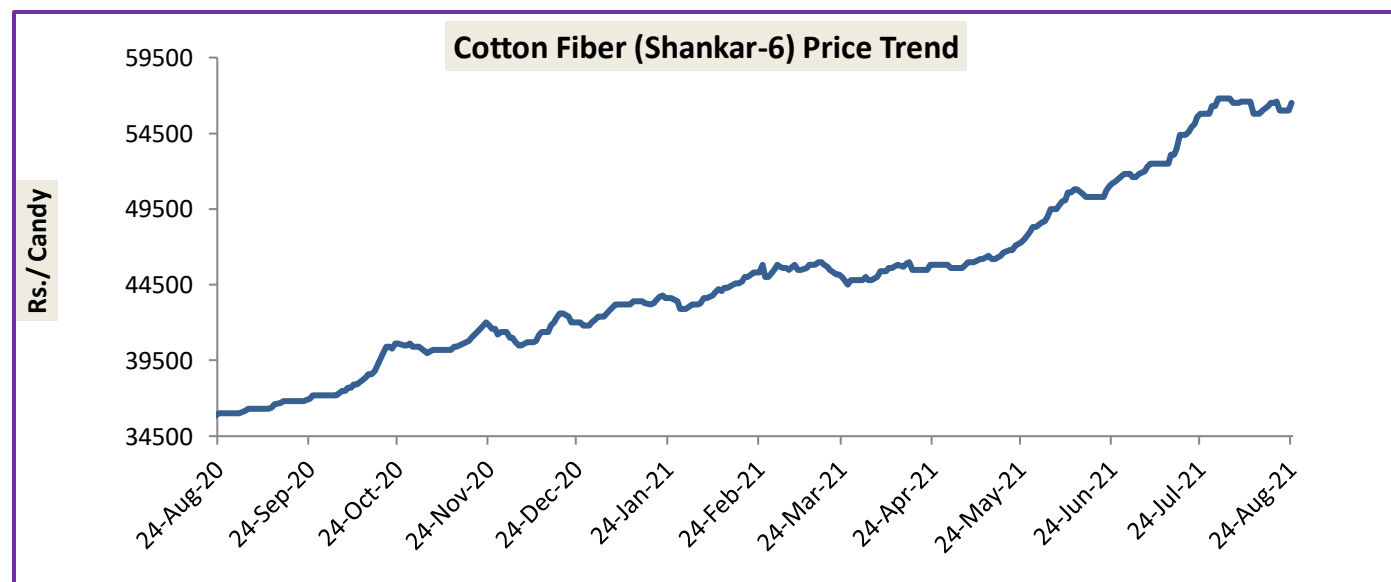
The average price stood lower at Rs.5446/maund of lint in Abohar, in Bhatinda was low at Rs.5448/ maund, and Rs.5335/maund in Sirsa.



Source: Agriwatch

## Cotton Fiber price Outlook

The average cotton fiber (Shankar-6) of premium quality prices has increased slightly from the previous week at Rs.56220/candy this week.



Source: Cotton Association of India (CAI)

## **Cotton Seed Oil and Cotton Seed Oil Cake**

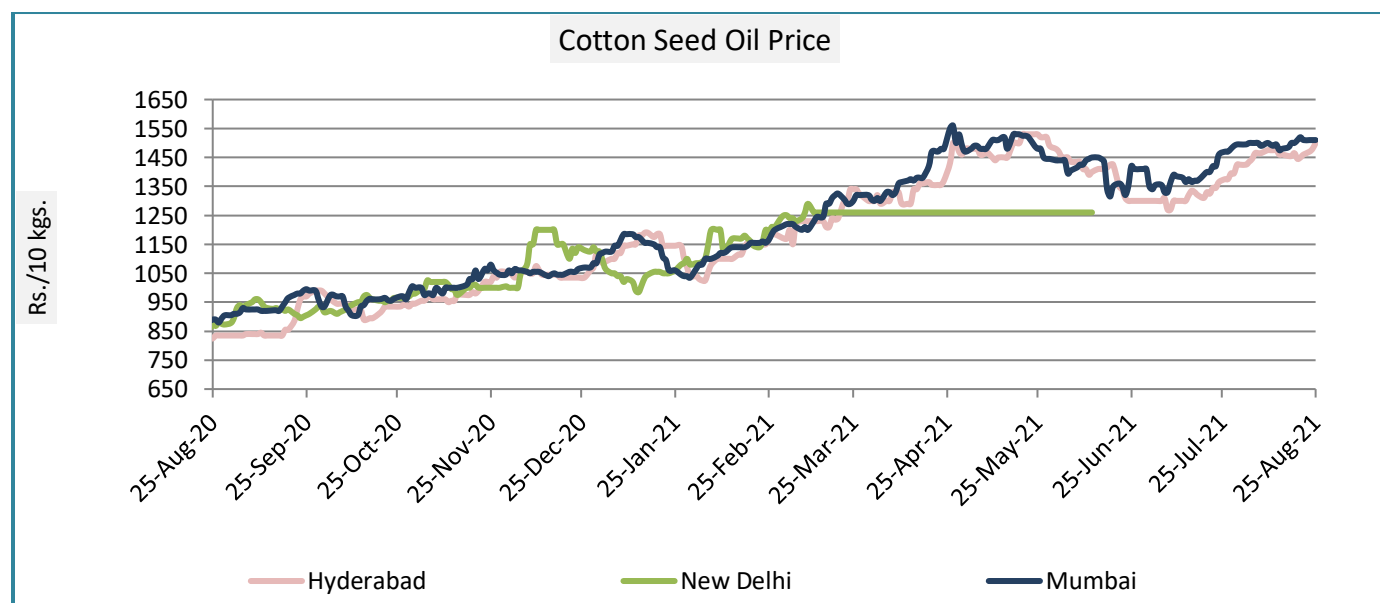
### **Cotton Seed Oil weekly**

#### **Price Scenario**

Cottonseed oil prices have slightly increased across the major centers during the week ending on 19<sup>th</sup> Aug'21.

	Weekly Average Price as on (Rs/10 kg.)		% Change
	25-Aug-21	19-Aug-21	
<b>New Delhi</b>	-	-	-
<b>Rajkot</b>	1497	1485	0.79
<b>Hyderabad</b>	1502	1487	0.99
<b>Mumbai</b>	1509	1504	0.34

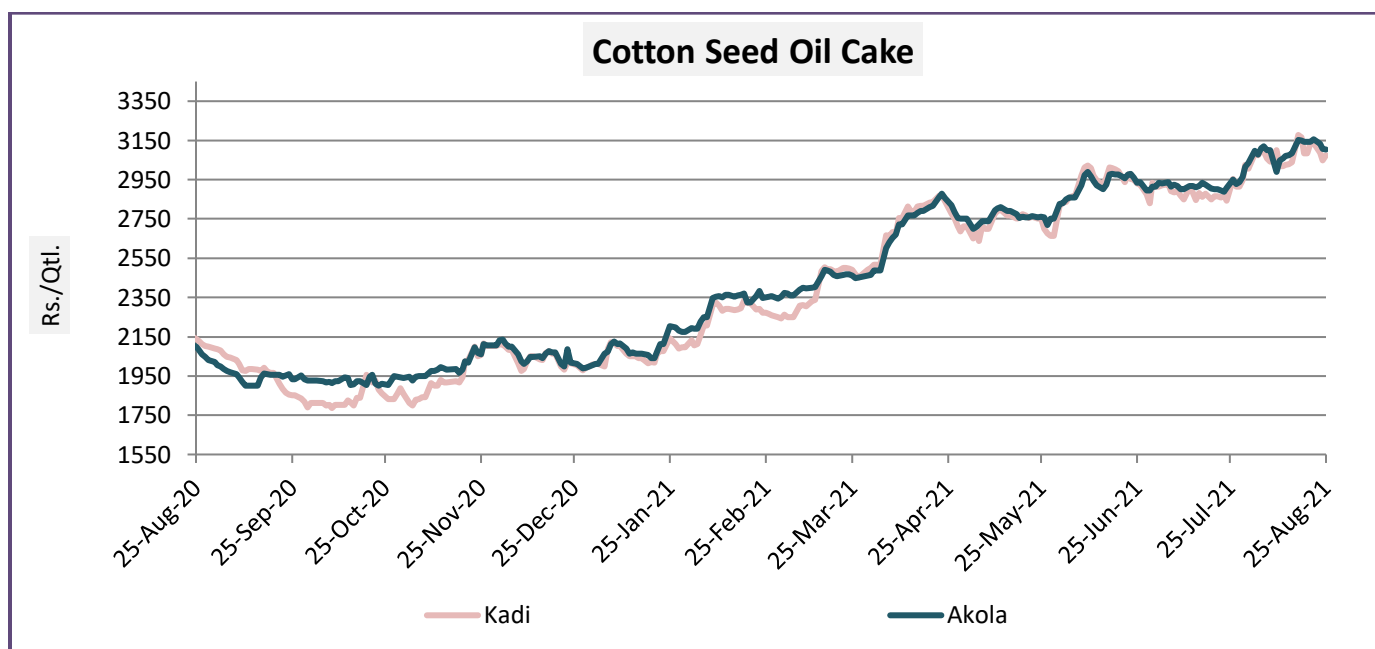
Source: Agriwatch



#### **Cotton Seed Oil Cake weekly price Scenario**

The cotton seed oilcake prices are expected to rise to Rs. 800 - Rs. 1000 per quintal in the coming month of September 2021. The demand is expected to rise with the coming of the new season. The cottonseed oilcake prices have slightly increased from the previous week. The average price of cottonseed oilcake in the Kadi market was Rs. 3095 per quintal from Rs. 3088 per quintal and in Akola was at Rs. 3132 per quintal from Rs. 3113 per quintal the previous week.

	Weekly Average Price as on (Rs/quintal.)*		% Change
	25-Aug-21	18-Aug-21	
Kadi	3095	3088	0.22
Akola	3132	3113	0.59



Source: NCDEX

### **International Market Scenario**

- According to the Bangladesh Garment Manufacturers and Exporters Association (BGMEA), Bangladesh and India can reap more mutual trade benefits through better collaboration in apparel and textile industry as there are great opportunities for Bangladesh and India to complement each other in boosting apparel and textile business in both the countries.
- Cotton picking has started in Pakistan. Cotton picking has commenced in Pakistan, as per the Agriculture Department, quality of cotton is good and no major pest attack was observed. The farmers are not only achieving good production but are also getting good price for their produce in the market.
- According to USDA'S World Agriculture Supply and Demand Estimate (WASDE) report, For 2021-22 U.S. Cotton projection, World cotton production is forecasted 546,000 bales lower (118.84 million) as reduced production in Brazil (12.50 million bales), United States (17.26 million bales) offset higher projection for Australia, Mali and Tanzania. Consumption is forecasted slightly higher up by 170,000 bales and ending

stocks are projected at 87.2 million bales, about 500,000 bales lower than in July and 4.6 million lower than in 2020-21.

- Pakistan cotton prices increases amid low yield and delayed imports. The cotton prices are increasing in the local market amid a fall in the local production delay in cotton shipments from abroad and rising dollar rupee disparity. The Karachi cotton Association quoted Rs. 13,580 per maund as the spot rate for white lint, while the seed cotton prices were between Rs. 5200 – Rs. 6200 per maund.
- Global production is expected to increase by 3 percent in 2021-22. According to the International Cotton Advisory Committee Report, after a 7 percent decrease in 2020-21, production is projected to increase by 3 percent in 2021-22 season to 25 million tonnes. Global Consumption has also recovered from 2019-20, to post a 12.4 percent increase to 25.5 million tonnes in 2020-21 and is projected to improve further to 25.8 million tonnes in 2021-22. Also, the concerns remain due to Covid 19 stubbornness with threats from factory closings and logistical problems looming in Bangladesh and Vietnam.

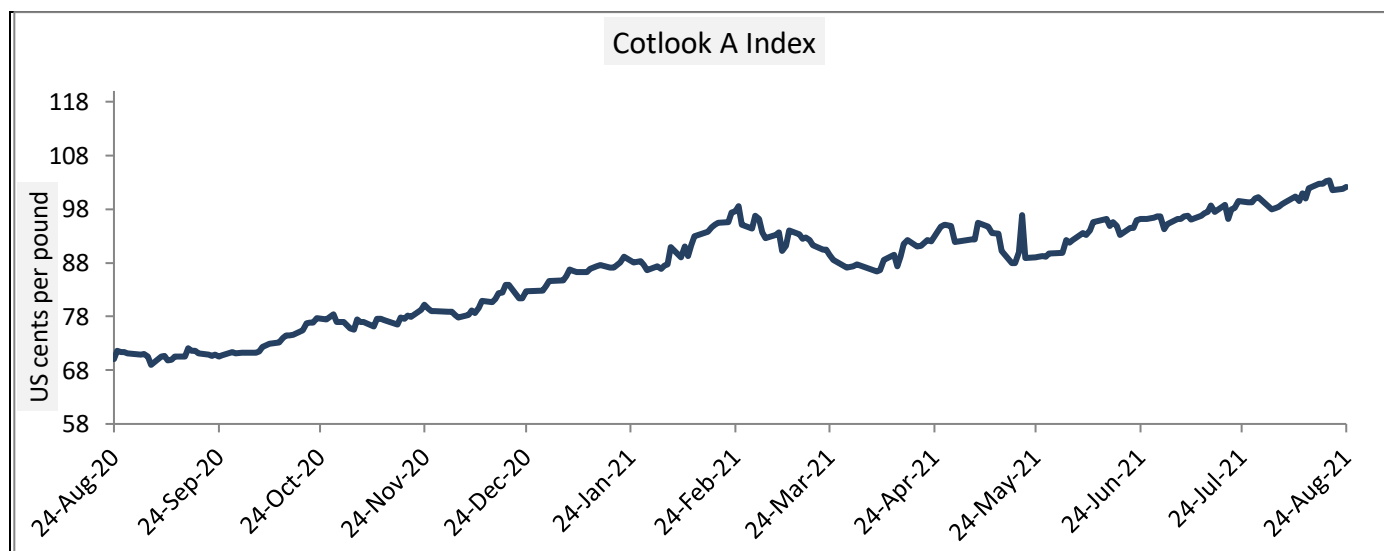
### Cotlook A Index

Cotlook A index was higher this week. The Cotlook A Index was at 102.20 cents/lb higher as compared to the previous week (102.11cents/lb).

Cotlook A Index	WeeklyAverage Price change as on		% Change
	25-Aug-21	19-Aug-21	
Prices	102.20	102.11	0.09

Prices in US cents per Pound

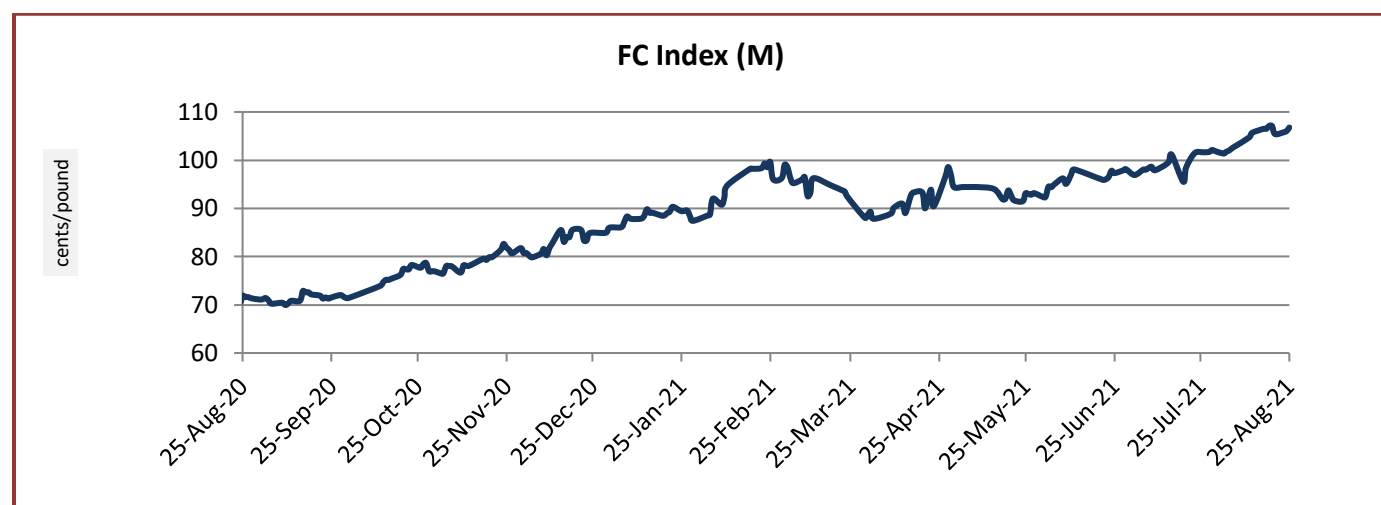
Source: Cotlook



### China Cotton Index and Foreign Cotton Index

Cotton Index	Weekly Average Price as on		% Change
	25-Aug-21	18-Aug-21	
FC (S)	107.46	107.74	-0.26
FC (M)	106.20	106.45	-0.23
FC (L)	105.07	105.31	-0.23
Prices in US cents per Pound			

Source: China Cotton Association

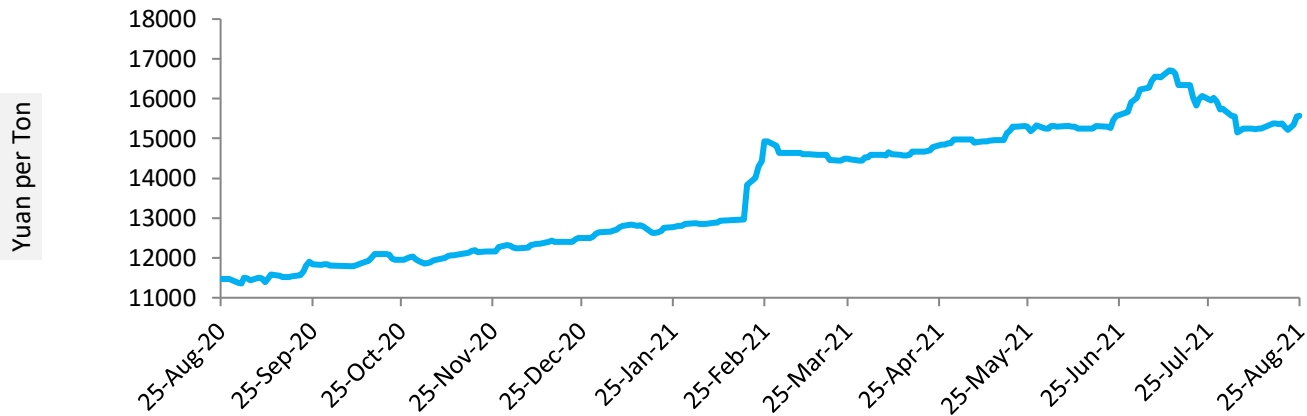


Cotton Index	Weekly Average Price as on		% Change
	25-Aug-21	18-Aug-21	
CCIndex(328)	18406.17	18259.60	0.80
CCIndex(527)	17378.00	17104.80	1.60
CCIndex(229)	18720.33	18490.40	1.24
Prices in Yuan per ton			

Source: China Cotton Association



China Cotton Index(328)



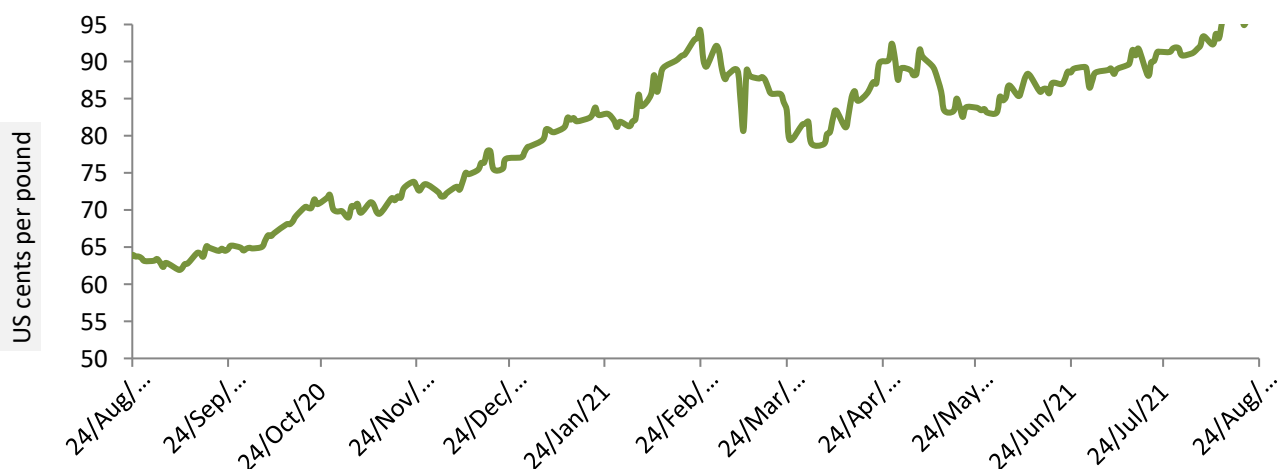
### USA Spot Prices

U.S.A spot prices have decreased from the prior week by 0.61 percent at 95.92 cents per pound.

USA Spot Prices	Monthly Average Price as on		% Change
	25-Aug-21	18-Aug-21	
Prices	95.92	96.51	-0.61
Prices in US cents per Pound			

Source: USDA

Daily Movement of USA Spot Price

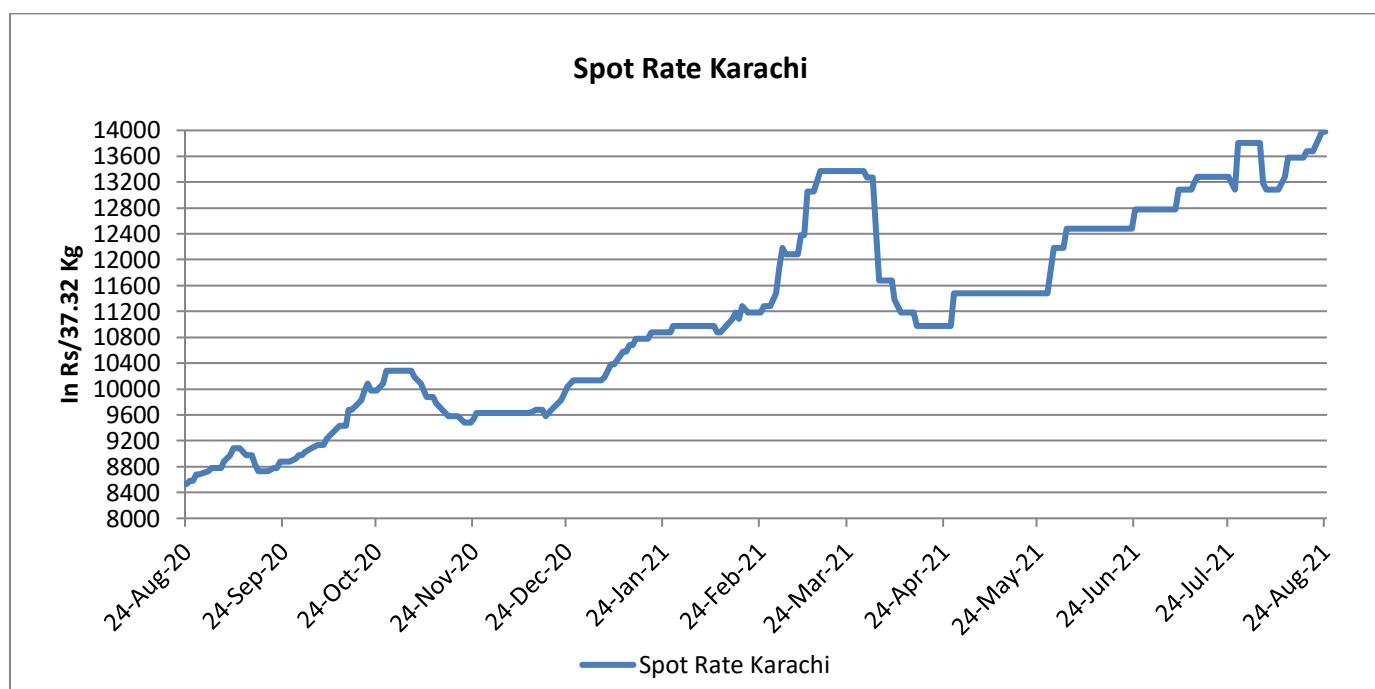


## Pakistan Spot Prices

The Karachi spot price stood high around Rs.13980/q from previous week.

Karachi Spot Prices	WeeklyAverage Price as on		% Change
	25-Aug-21	18-Aug-21	
Prices	13980	13830	1.08
Prices in Rs per 37.32 Kg			

Source: Fibre2fashion.com



Commodity: Cotton

Exchange: MCX

Contract: Mar.

Expiry: Aug. 31, 2021

### Cotton

COTTON 1stMXCTNC1/2021/08/29 - Weekly B:25660.00 A:26440.00  
 O 26100.00 H 26670.00 L 26100.00 C 26500.00 ↑ V 74 T 49,148 I 569 -100 -0.38%



### TechnicalCommentary:

- The recent trend in cotton has been bullish.
- A supporting trend line is passing through 22000, while mild resistance is seen around 27000.
- If the market tests the support at 26000, intraday long positions may be created.

### Strategy: Buy

Intraday Supports & Resistances			S2	S1	PCP	R1	R2
Cotton	MC	Mar	25220	25470	26500	27000	27500
	X						
			Call	Entry	T1	T2	SL
Cotton	MC	Mar	Buy	26100	26250	26280	26180
	X						

**Commodity: Cotton Seed oil Cake**  
**Contract: Mar**

**Exchange: NCDEX**  
**Expiry: Sep 20<sup>th</sup>, 2021**

### Cottonseed Oilcake

COTTON SEED OIL 1st(NCCOUC1)2021/08/29 - Weekly B:2731.00 A:2733.00  
 O 2808.00 H 2809.00 L 2719.00 C 2730.00 ↑ V 21,240 I 55,250 -71 -2.53%



### Technical Commentary:

- Cottonseed oilcake on the weekly chart looks bearish.
- On the intra-day chart, there exists a consolidation zone(support) at 2175 and then a trend line support at 2800. Strong resistance is seen at 3000.

### Strategy: **Sell**

Intraday Supports & Resistances			S2	S1	PCP	R1	R2
Cotton oil cake	NCDEX	Dec	2560	2600	2751	3000	3250
Intraday Trade Call			Call	Entry	T1	T2	SL
Cotton oil cake	NCDEX	Dec	<b>Sell</b>	2808	2950	2970	2800

\* Do not carryforward the position the next day.

### Technical Analysis of Cotton Future (Oct'21Contract) at ICE

- The Oct'21 contract closed high by the end of the week.
- Candlesticks denote steady to an upward trend.
- Total volume increased & Open Interest decreased compared to last week.
- We expect cotton prices to remain rangebound in the coming week.

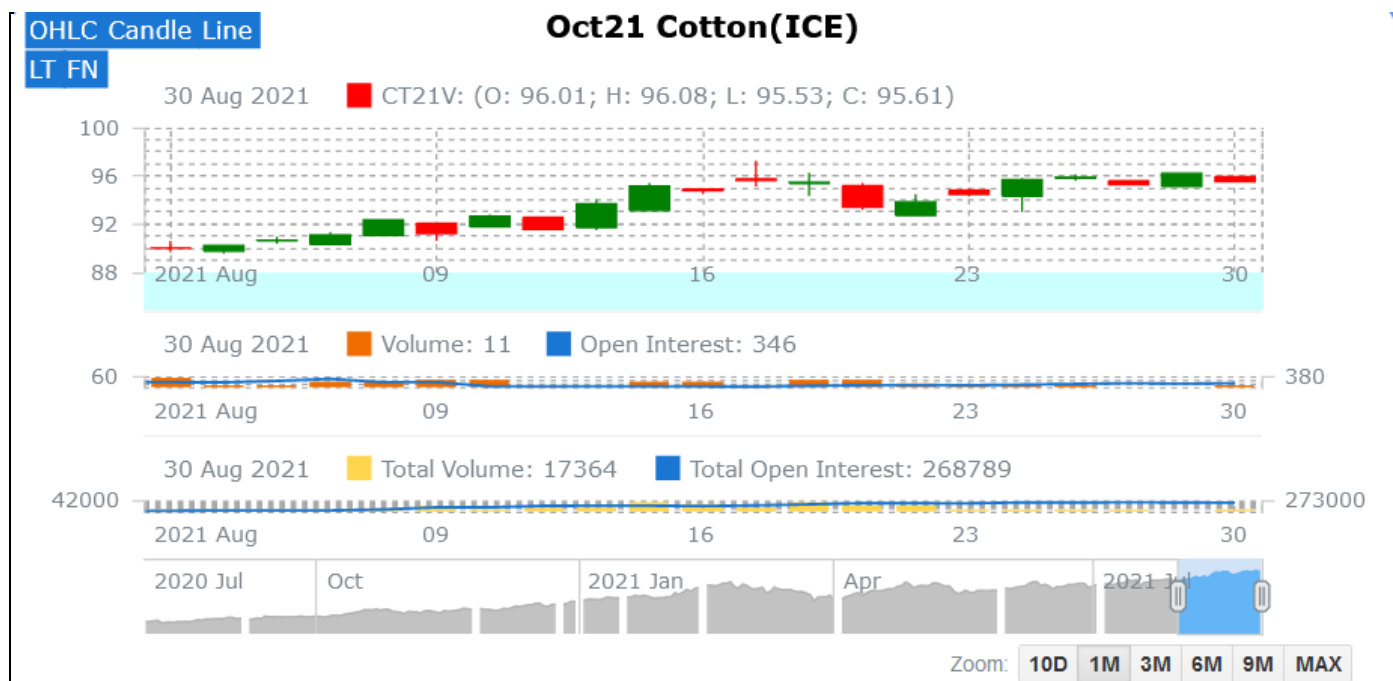
#### Expected Price Range During Coming month

Expected Trend	Expected Trading Band
Firm	96-100

#### Expected Support and Resistance

Support 1	Support 2	Resistance 1	Resistance 2
95	90	97	98

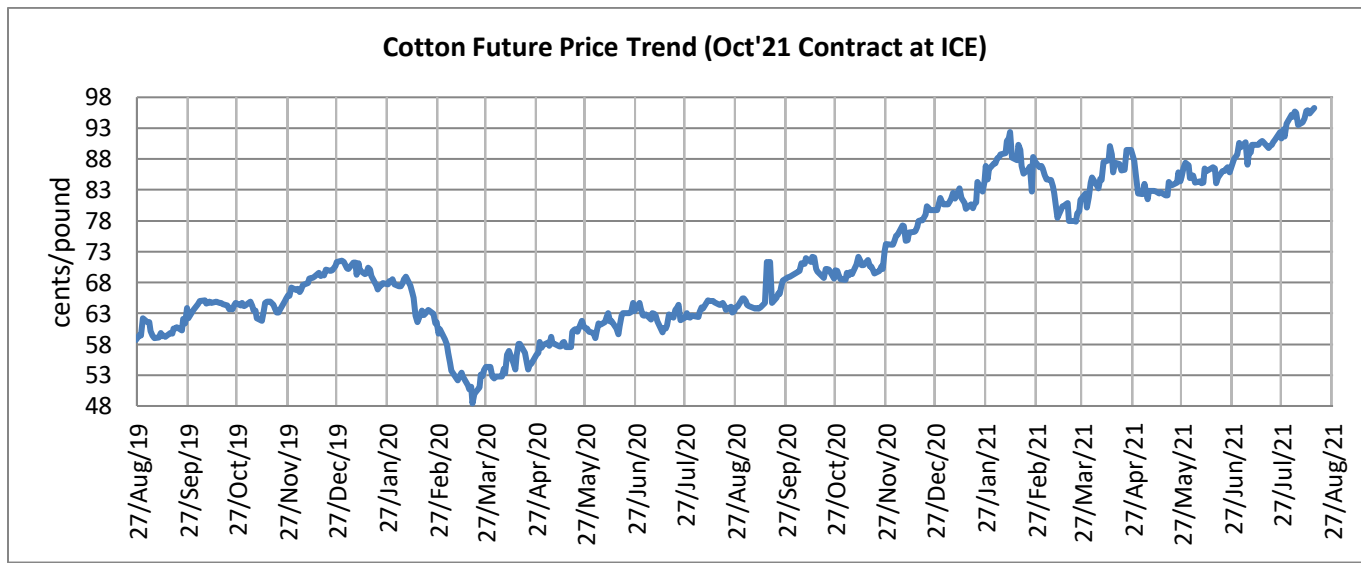
Figures in US cents/pound



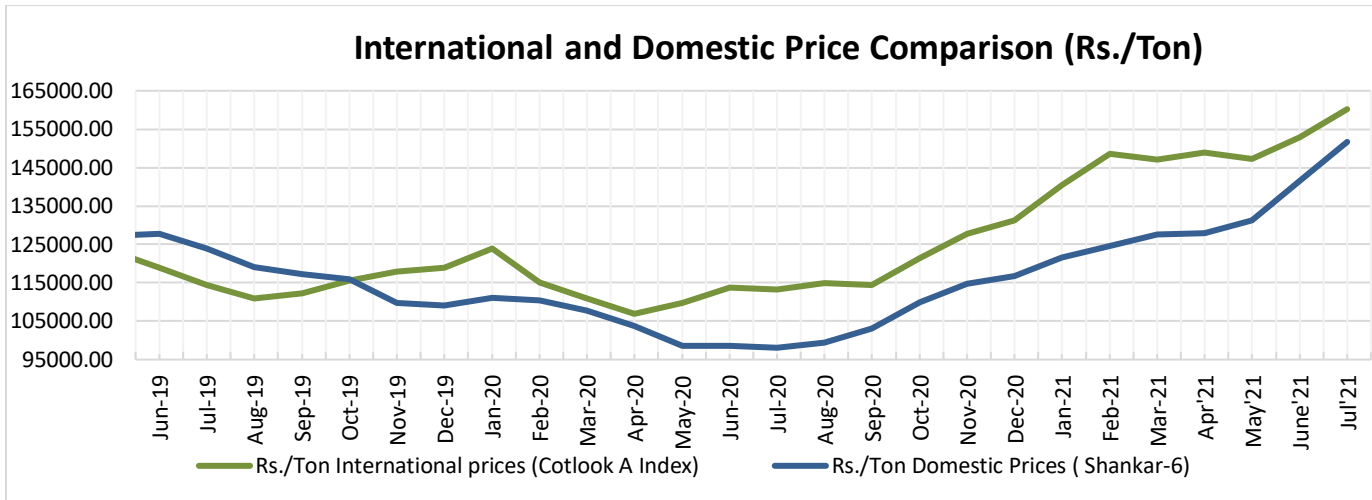
### Cotton Future Prices at ICE

Cotton Prices in Future Contract on ICE						Prices in cents/Lb	
Contracts	27-Aug-21	28-July-21 (1 month ago)	29-May-20 (3 months ago)	28-Feb-20 (6 months ago)	27-Aug-20 (a year ago)	% Change over a month	% Change over previous year
Oct-21	96.27	90.91	82.12	87.82	80.84	5.90	19.09
Dec-21	94.84	90.52	83.78	88.83	81.99	4.77	15.67
Mar-22	93.83	90.08	83.32	89.71	82.86	4.16	13.24
May-22	93.18	89.39	83.31	85.18	79.37	4.24	17.40
Jul-22	91.55	88.16	83.27	84.33	78.08	3.85	17.25

### Future Price Trend (Active Contract):



### International and Domestic Price Comparison



### Cotton Prices at Key Spot Markets:

Commodity	Kapas		Weekly Average Prices (Rs./Quintal)		Change
			19th Aug'21 to 25th Aug'21	12th Aug'21 to 18th Aug'21	
Gujarat	Ahmedabad	Shankar-6	NA	NA	-
	Gondal	Shankar-6	NA	NA	-
	Rajkot	B.T. Cotton	8447	8588	-141
	Patan	B.T. Cotton	NA	NA	-
	Kadi	B.T. Cotton	NA	NA	-
	Deesa	B.T. Cotton	NA	NA	-
	Dhrol	B.T. Cotton	7071	NA	-
Haryana	Bhiwani	B.T. Cotton	NA	NA	-
	Bhiwani	Desi	NA	NA	-
	Adampur	B.T. Cotton	7286	7346	-60
	Fatehabad	B.T. Cotton	NA	NA	-
	Jind	B.T. Cotton	NA	NA	-
	Uchana	B.T. Cotton	NA	NA	-
	Dabwali	B.T. Cotton	NA	NA	-
Rajasthan	Hanumangarh	B.T. Cotton	NA	NA	-
	Rawatsar	B.T. Cotton	NA	NA	-

<b>Madhya Pradesh</b>	Khandwa	Mech-1	NA	NA	-
	Khargaon	Mech-1	NA	NA	-
<b>Maharashtra</b>	Amravati	Mech-1	NA	NA	-
	Jamner	Medium Staple	NA	NA	-
<b>Uttar Pradesh</b>	Hathras	B.T. Cotton	6600	NA	-
	Hathras	Desi	NA	NA	-
<b>Telangana</b>	Adilabad	Un-Ginned	NA	NA	-
<b>Karnataka</b>	Bijapur	Bunny	8053	8249	-197
	Hubli	D.C.H.	NA	NA	-
	Hubli	B.T. Cotton	NA	NA	-
	Raichur	H-44 Cotton	NA	NA	-
<b>Commodity</b>	<b>Lint</b>		<b>Prices (Rs./Maund of 37.32kg each)</b>		<b>Change</b>
<b>State</b>	<b>Centre</b>	<b>Variety</b>	<b>19th Aug'21 to 25th Aug'21</b>	<b>12th Aug'21 to 18th Aug'21</b>	
<b>Punjab</b>	Bhatinda	J-34	5465	5448	17
	Abohar	J-34	5458	5447	12
	Mansa	J-34	5462	5443	18
<b>Haryana</b>	Sirsa	J-34	5366	5335	31
<b>Rajasthan</b>	Sri-Ganganagar	J-34	NA	NA	-

**Cotton Arrivals in Key Centers:**

<b>Commodity</b>	<b>Kapas</b>		<b>Weekly Sum Arrivals (Quintal)</b>		<b>Change</b>
<b>State</b>	<b>Centre</b>	<b>Variety</b>	<b>19th Aug'21 to 25th Aug'21</b>	<b>12th Aug'21 to 18th Aug'21</b>	
<b>Gujarat</b>	Ahmedabad	Shankar-6	NA	NA	-
	Gondal	Shankar-6	NA	NA	-
	Rajkot	B.T. Cotton	620	1025	-405
	Patan	B.T. Cotton	NA	NA	-
	Kadi	B.T. Cotton	NA	NA	-
	Deesa	B.T. Cotton	NA	NA	-
	Dhrol	B.T. Cotton	11	NA	-
<b>Haryana</b>	Bhiwani	B.T. Cotton	NA	NA	-
	Bhiwani	Desi	NA	NA	-
	Adampur	B.T. Cotton	1411	986	425
	Fatehabad	B.T. Cotton	NA	NA	-



	Jind	B.T. Cotton	NA	NA	-
	Uchana	B.T. Cotton	NA	NA	-
	Dabwali	B.T. Cotton	NA	NA	-
<b>Rajasthan</b>	Hanumangarh	B.T. Cotton	NA	NA	-
	Rawatsar	B.T. Cotton	NA	NA	-
<b>Madhya Pradesh</b>	Khandwa	Mech-1	NA	NA	-
	Khargaon	Mech-1	NA	NA	-
<b>Maharashtra</b>	Amravati	Mech-1	NA	NA	-
	Jamner	Medium Staple	NA	NA	-
<b>Uttar Pradesh</b>	Hathras	B.T. Cotton	480	NA	-
	Hathras	Desi	NA	NA	-
<b>Telangana</b>	Adilabad	Un-Ginned	NA	NA	-
<b>Karnataka</b>	Bijapur	Bunny	332	351	-19
	Hubli	D.C.H.	NA	NA	-
	Hubli	B.T. Cotton	NA	NA	-
	Raichur	H-44 Cotton	NA	NA	-
<b>Commodity</b>	<b>Lint</b>		<b>Weekly Sum Arrivals (Quintal)</b>		
<b>State</b>	<b>Centre</b>	<b>Variety</b>	<b>19th Aug'21 to 25th Aug'21</b>	<b>12th Aug'21 to 18th Aug'21</b>	<b>Change</b>
<b>Punjab</b>	Bhatinda	J-34	NA	NA	-
	Abohar	J-34	NA	NA	-
	Mansa	J-34	NA	NA	-
<b>Haryana</b>	Sirsa	J-34	NA	NA	-
<b>Rajasthan</b>	Sri-Ganganagar	J-34	NA	NA	-

**Week on Week Price: Scenario of Cotton:**

<b>Commodity</b>	<b>Kapas</b>		<b>Today</b>	<b>Week Ago</b>	<b>Month Ago</b>	<b>Year Ago</b>
<b>State</b>	<b>Centre</b>	<b>Variety</b>	<b>28-Aug-21</b>	<b>21-Aug-21</b>	<b>28-Aug-21</b>	<b>28-Aug-20</b>
<b>Gujarat</b>	Ahmedabad	Shankar-6	NA	0	NA	5000
	Gondal	Shankar-6	NA	0	NA	5500
	Rajkot	B.T. Cotton	NA	8535	NA	5530
	Patan	B.T. Cotton	NA	0	NA	5515
	Kadi	B.T. Cotton	NA	0	NA	5550
	Deesa	B.T. Cotton	NA	0	NA	NA

	Dhrol	B.T. Cotton	NA	6000	NA	NR
<b>Haryana</b>	Bhiwani	B.T. Cotton	NA	0	NA	5600
	Bhiwani	Desi	NA	0	NA	NA
	Adampur	B.T. Cotton	6600	7310	6600	5350
	Fatehabad	B.T. Cotton	NA	0	NA	5350
	Jind	B.T. Cotton	NA	0	NA	5700
	Uchana	B.T. Cotton	NA	0	NA	5385
	Dabwali	B.T. Cotton	NA	0	NA	NR
<b>Rajasthan</b>	Hanumangarh	B.T. Cotton	NA	0	NA	Closed
	Rawatsar	B.T. Cotton	NA	0	NA	Closed
<b>Madhya Pradesh</b>	Khandwa	Mech-1	NA	0	NA	5491
	Khargaon	Mech-1	NA	0	NA	5427
<b>Maharashtra</b>	Amravati	Mech-1	NA	0	NA	5300
	Jamner	Medium Staple	NA	0	NA	NA
<b>Uttar Pradesh</b>	Hathras	B.T. Cotton	6600	6600	6600	NA
	Hathras	Desi	NA	0	NA	NA
<b>Telangana</b>	Adilabad	Un-Ginned	NA	0	NA	5400
<b>Karnataka</b>	Bijapur	Bunny	NA	0	NA	5929
	Hubli	D.C.H.	NA	0	NA	NA
	Hubli	B.T. Cotton	NA	0	NA	NA
	Raichur	H-44 Cotton	NA	0	NA	5470
<b>Commodity</b>	<b>Lint</b>		<b>Today</b>	<b>Week Ago</b>	<b>Month Ago</b>	<b>Year Ago</b>
<b>State</b>	<b>Centre</b>	<b>Variety</b>	<b>28-Aug-21</b>	<b>21-Aug-21</b>	<b>28-Aug-21</b>	<b>28-Aug-20</b>
<b>Punjab</b>	Bhatinda	J-34	5450	5465	5450	0
	Abohar	J-34	5450	5460	5450	0
	Mansa	J-34	5450	5460	5450	0
<b>Haryana</b>	Sirsa	J-34	5360	5360	5360	3810
<b>Rajasthan</b>	Sri-Ganganagar	J-34	NA	0	NA	0

**Cotton Arrivals in Key Centers:**

<b>Commodity</b>	<b>Kapas</b>		<b>Arrivals (Quintal)</b>	<b>Arrivals (Quintal)</b>	<b>Arrivals (Quintal)</b>	<b>Arrivals (Quintal)</b>
<b>State</b>	<b>Centre</b>	<b>Variety</b>	<b>28-Aug-21</b>	<b>21-Aug-21</b>	<b>28-Aug-21</b>	<b>28-Aug-20</b>
<b>Gujarat</b>	Ahmedabad	Shankar-6	NA	0	NA	3400
	Gondal	Shankar-6	NA	0	NA	#N/A

	Rajkot	B.T. Cotton	NA	120	NA	#N/A
	Patan	B.T. Cotton	NA	0	NA	3450
	Kadi	B.T. Cotton	NA	0	NA	#N/A
	Deesa	B.T. Cotton	NA	0	NA	#N/A
	Dhrol	B.T. Cotton	NA	4	NA	#N/A
<b>Haryana</b>	Bhiwani	B.T. Cotton	NA	0	NA	1200
	Bhiwani	Desi	NA	0	NA	#N/A
	Adampur	B.T. Cotton	170	170	170	#N/A
	Fatehabad	B.T. Cotton	NA	0	NA	#N/A
	Jind	B.T. Cotton	NA	0	NA	#N/A
	Uchana	B.T. Cotton	NA	0	NA	#N/A
	Dabwali	B.T. Cotton	NA	0	NA	#N/A
<b>Rajasthan</b>	Hanumangarh	B.T. Cotton	NA	0	NA	#N/A
	Rawatsar	B.T. Cotton	NA	0	NA	0
<b>Madhya Pradesh</b>	Khandwa	Mech-1	NA	0	NA	#N/A
	Khargaon	Mech-1	NA	0	NA	#N/A
<b>Maharashtra</b>	Amravati	Mech-1	NA	0	NA	#N/A
	Jamner	Medium Staple	NA	0	NA	#N/A
<b>Uttar Pradesh</b>	Hathras	B.T. Cotton	100	60	100	#N/A
	Hathras	Desi	NA	0	NA	#N/A
<b>Telangana</b>	Adilabad	Un-Ginned	NA	0	NA	0
<b>Karnataka</b>	Bijapur	Bunny	NA	0	NA	1247
	Hubli	D.C.H.	NA	0	NA	0
	Hubli	B.T. Cotton	NA	0	NA	0
	Raichur	H-44 Cotton	NA	0	NA	232
<b>Commodity</b>	<b>Lint</b>		<b>Arrivals (Quintal)</b>	<b>Arrivals (Quintal)</b>	<b>Arrivals (Quintal)</b>	<b>Arrivals (Quintal)</b>
<b>State</b>	<b>Centre</b>	<b>Variety</b>	<b>28-Aug-21</b>	<b>21-Aug-21</b>	<b>28-Aug-21</b>	<b>28-Aug-20</b>
<b>Punjab</b>	Bhatinda	J-34	NA	0	NA	0
	Abohar	J-34	NA	0	NA	0
	Mansa	J-34	NA	0	NA	0
	Sirsa	J-34	NA	0	NA	0
	Sri-Ganganagar	J-34	NA	0	NA	0

**Cotton Association of India Spot Rates:**

Trade Name	Staple	Micronaire	Strength/ GPT	Weekly Average Prices		+/- Change
				19th Aug'21 to 25th Aug'21	12th Aug'21 to 18th Aug'21	
Bengal Deshi (RG)/Assam Comilla (101)	Below 22mm	5.0 - 7.0	15	42533	42950	-417
Bengal Deshi (SG)(201)	Below 22mm	5.0 - 7.0	15	43233	43650	-417
J-34(202)	26mm	3.5 - 4.9	23	49517	50250	-733
H-4/ MECH-1(105)	28mm	3.5 – 4.9	27	52833	52867	-33
Shankar-6(105)	29mm	3.5 – 4.9	28	56267	56150	117
Bunny/ Brahma(105)	31mm	3.5 - 4.9	30	57133	57733	-600
MCU-5/ Surabhi(106)	32mm	3.3 - 4.9	31	58033	58633	-600
DCH-32(107)	34mm	3.0 - 3.8	33	96167	97417	-1250

**Disclaimer**

The information and opinions contained in the document have been compiled from sources believed to be reliable. The company does not warrant its accuracy, completeness and correctness. Use of data and information contained in this report is at your own risk. This document is not, and should not be construed as, an offer to sell or solicitation to buy any commodities. This document may not be reproduced, distributed or published, in whole or in part, by any recipient hereof for any purpose without prior permission from the Company. IASL and its affiliates and/or their officers, directors and employees may have positions in any commodities mentioned in this document (or in any related investment) and may from time to time add to or dispose of any such commodities (or investment). Please see the detailed disclaimer at © 2021 Indian Agribusiness Systems Pvt. Ltd.