

COTTON WEEKLY RESEARCH REPORT
27th Sep 2021**Domestic market summary**

Domestic Market Scenario: In India cotton arrivals have started in north and MP area. Till 17th Sep 2021 cotton sowing across India has reached 119.66 lakh hectares compared to previous season sowing at 126.98 lakh hectares during the same time. New cotton arrivals have started coming in mandi.

Weekly Price Outlook:

The average price of Kapas is likely to remain firm between Rs. 6900-7400/q in Rajkot while the prices in Andhra Pradesh are likely to hover around Rs.5600-7500/q.

Major Market Highlights:

- The Cotlook index stood higher (102.15cents/lbs) compared to the ICE cotton future that stood at 89.02 cents/lbs.
- Indian rupee remained between 73.61 – 73.87.

Market Highlights:

- **Around 1/3rd of the cotton area is affected due to Pink Bollworm.** Out of the total 3.25 lakh hectares area under cotton cultivation in Punjab about 33 percent i.e 1/3rd of the total area has been affected due to pink bollworm. The pest is spreading its tentacles rapidly as it is above the economic threshold level in many districts.
- **Punjab Mandi has witnessed 50-fold increase in new cotton arrivals.** According to the Punjab Mandi Board, about 80,000 quintals of cotton crop has been purchased at various mandis in Punjab till 21st September 2021. Cotton is being bought for rates as high as Rs. 7,010/quintal and around 98% of the produce has been purchased at rates above the minimum support price (MSP) of Rs. 5,925/quintal.
- **Cotton procurement in Maharashtra is likely to begin in November for the 2021-22 seasons.** According to the Minister of Cooperation and Marketing, Kharif cotton procurement for 2021-22 seasons should commence from the first week of November to facilitate timely sales and income for farmers. The directives comes in the wake of a delay in the last kharif season due to covid 19 pandemic and lockdown through which cotton procurement centers did not opened on time.
- **Pink bollworm attack in Punjab is at alarming stage.** The Pink Bollworm attack on cotton crop in Punjab has increased from previous week of 10-15 percent. Major damage was reported from Bhatinda and Mansa. The pest has also caused damaged to the crop in border areas of Fazilka and Muktsar but with less

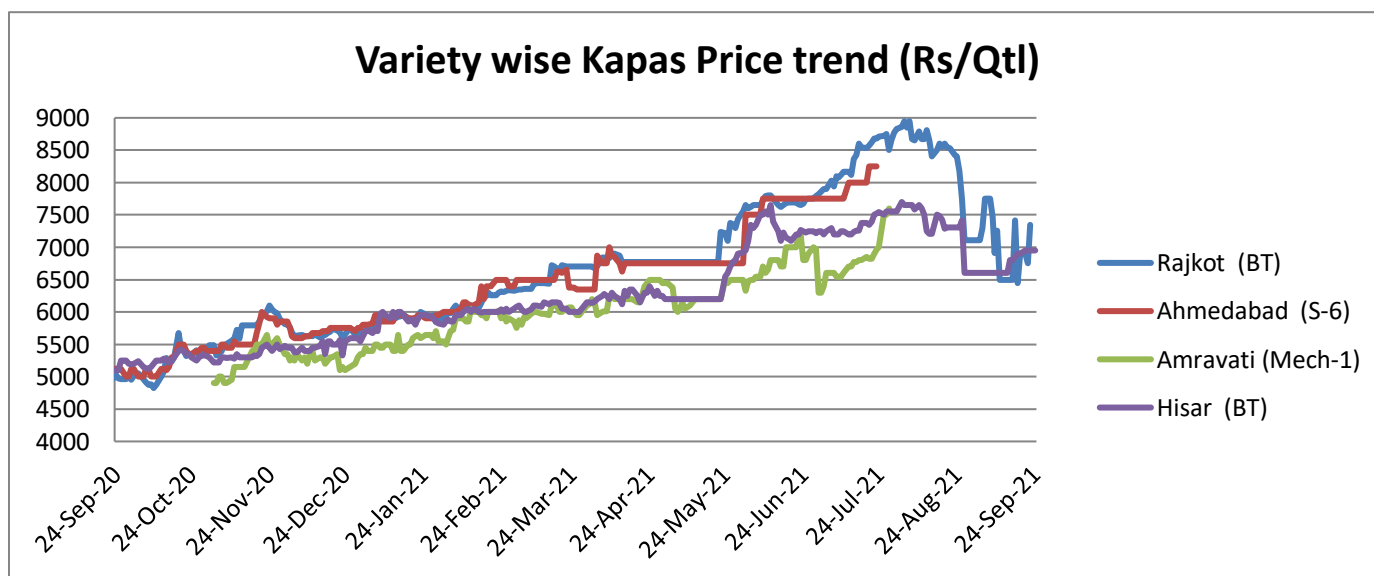
intensity. In some of the districts in Bhatinda, Maur, Sangat blocks the damage is found to be above 50 percent and at some places reaching up to 60-70 percent.

- According to the Ministry of Agriculture and farmer's welfare, India's food grain production in Kharif 2021-22 seasons has estimated at a record of 150.5 million tonnes. Last year's Kharif production was estimated at 149.56 million tonnes for 2020-21 seasons. Among the Cash crops, Cotton production for this year is estimated at 36.22 million bales higher by 2.4 percent from last year.
- **New Cotton prices are ruling above minimum support price of Rs. 5,726 per quintal.** The new cotton crop has started arriving in the northern market, Karnataka, Telangana with prices of raw cotton ruling at least 10 percent higher than the minimum support price of Rs. 5,726 per quintal for 2021-22 season. According to the trade estimates, the daily market arrivals are at over 10,000 bales, majorly from the north. Modal prices of raw cotton are ranging between Rs. 6,400- Rs. 7,000 per quintal across the various markets depending upon the quality and moisture content.

Domestic Cotton Prices Scenario

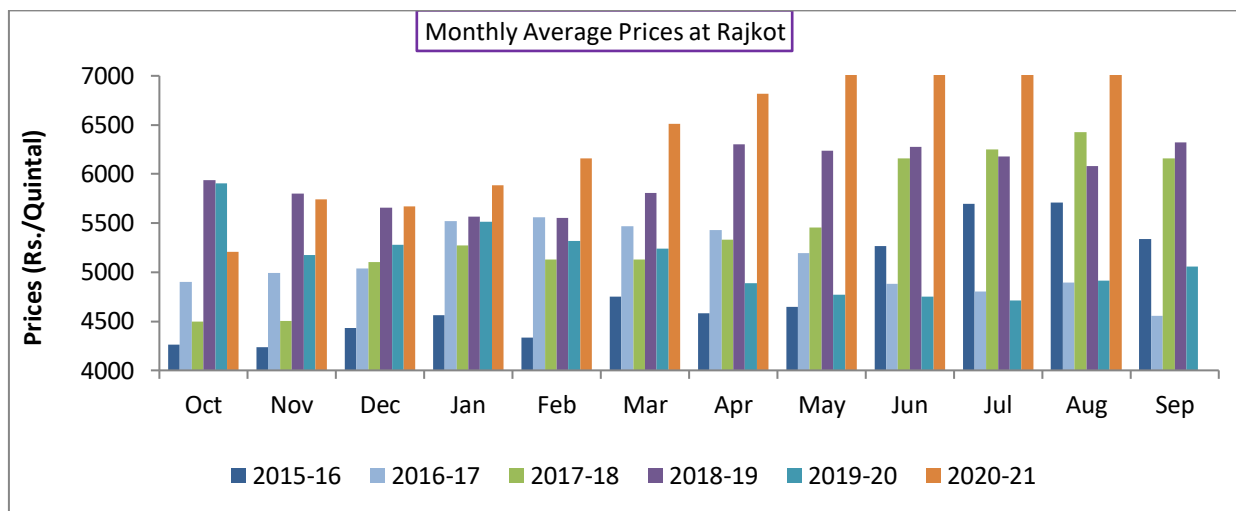
Kapas (Raw Cotton) Weekly Price Scenario

Weekly Price Review: Weekly kapas average price at Rajkot was higher at Rs. 6962/q and in Hisar were prices were same as that of previous week at Rs. 6916/qt.



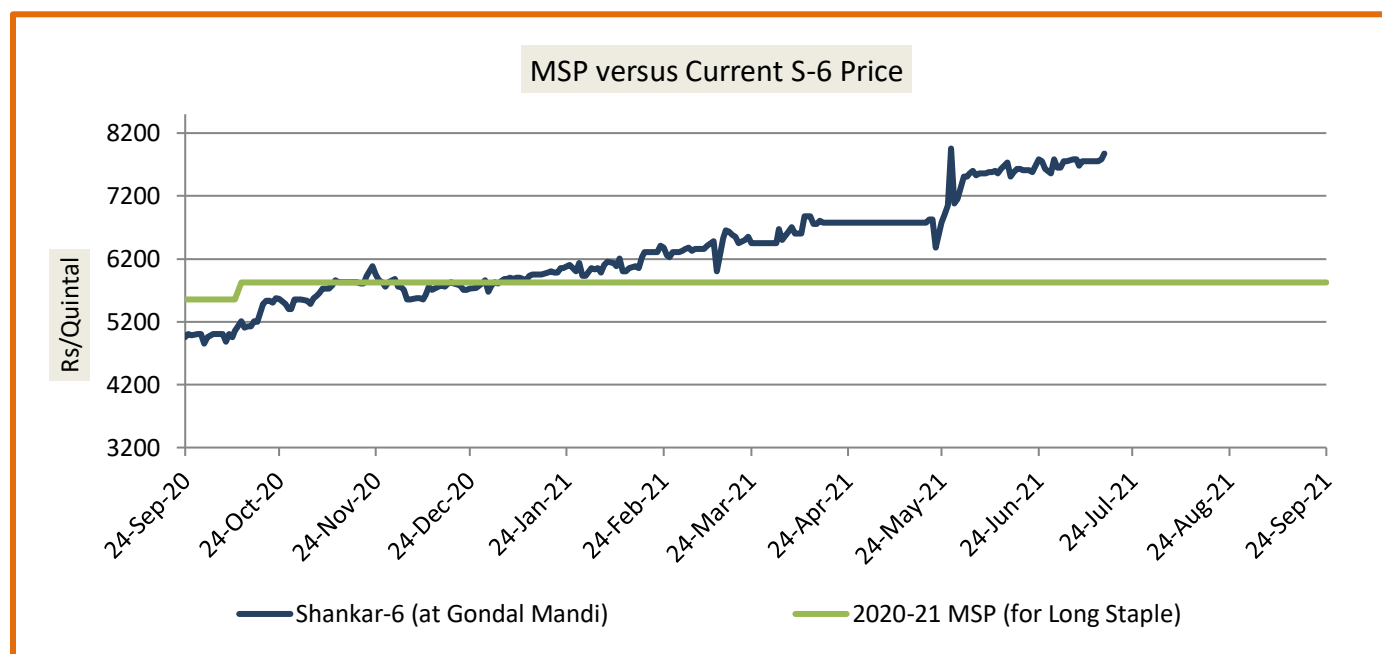
Kapas Monthly M-o-M Price Scenario

The arrivals in the month of August were lower in the market but the monthly average price were higher at Rs. 8527/q compared to the prices during the corresponding month of the previous season.(Rs. 4916/q)



Spot Price versus MSP

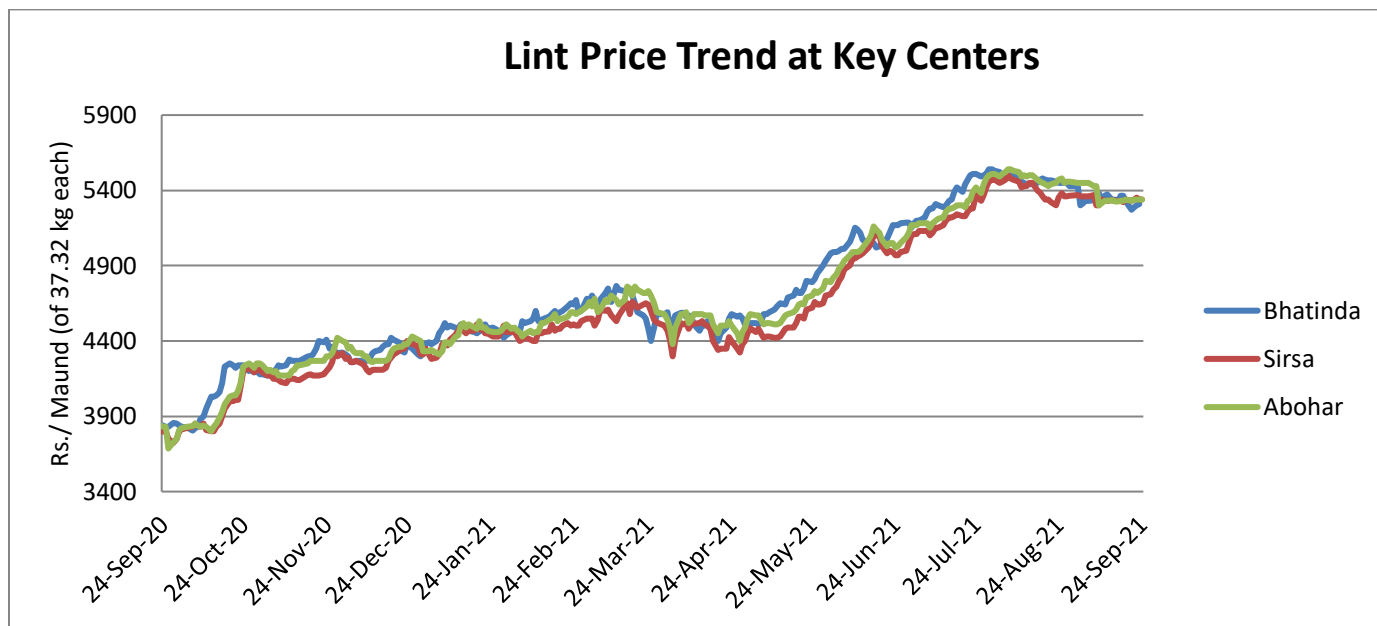
Arrivals were not available in Gondal Market. Average kapas price at Gondal market stood at Rs. 7875/q in the previous week.



Source: Agriwatch

Lint price Outlook

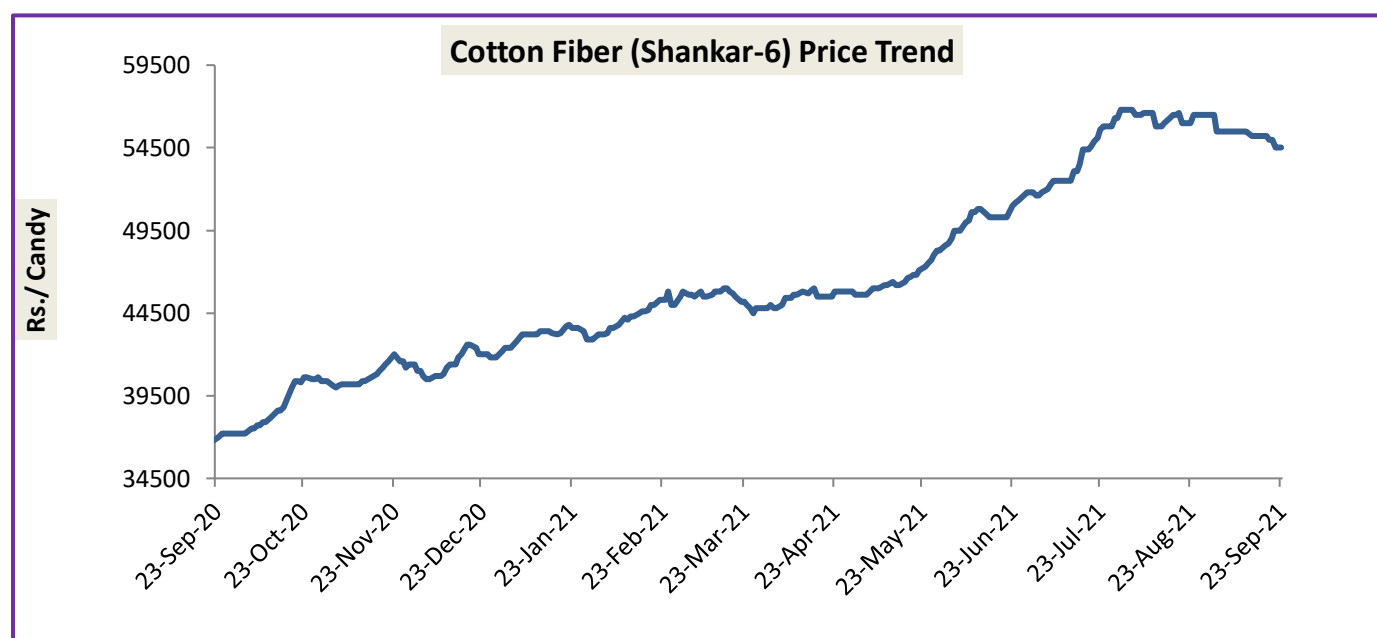
The average price stood higher at Rs.5318/maund of lint in Abohar, in Bhatinda was low at Rs.5324/ maund, and Rs.5318/maund in Sirsa.



Source: Agriwatch

Cotton Fiber price Outlook

The average cotton fiber (Shankar-6) of premium quality prices has decreased slightly from the previous week at Rs.54942/candy this week.



Source: Cotton Association of India (CAI)

Cotton Seed Oil and Cotton Seed Oil Cake

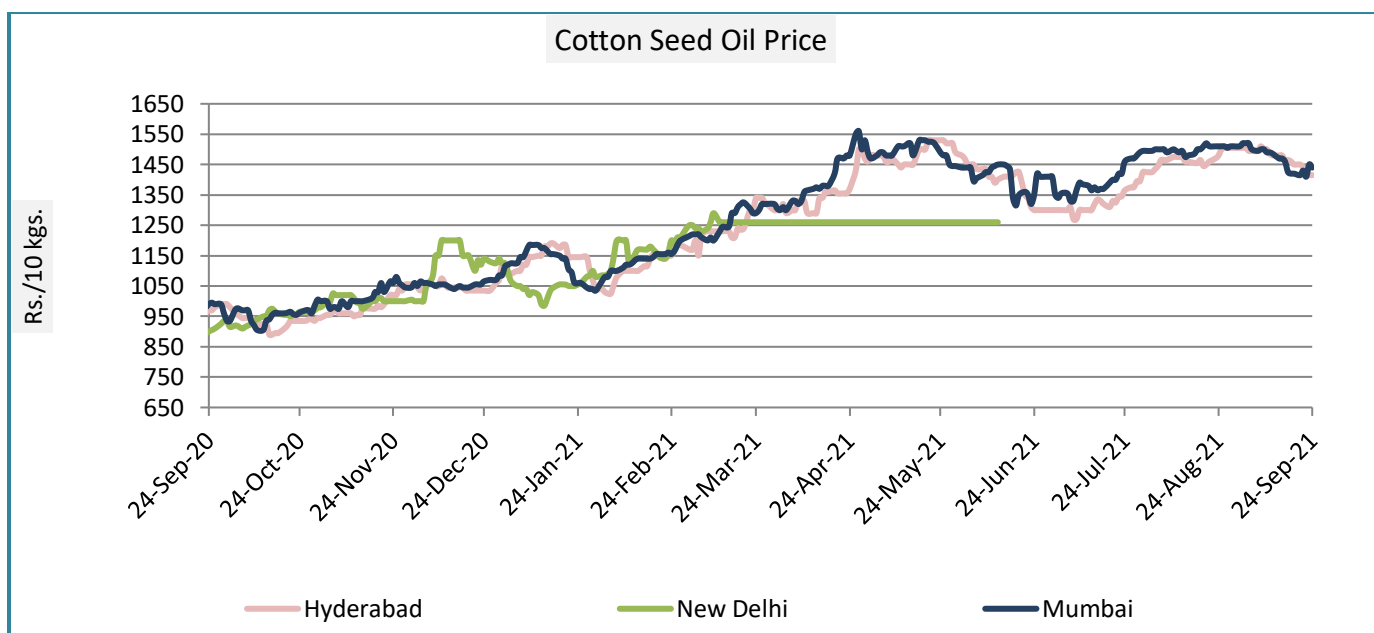
Cotton Seed Oil weekly

Price Scenario

Cottonseed oil prices have slightly decreased across the major centers during the week ending on 22th Sep'21.

| | Weekly Average Price as on (Rs/10 kg.) | | % Change |
|------------------|--|-----------|----------|
| | 22-Sep-21 | 15-Sep-21 | |
| New Delhi | - | - | - |
| Rajkot | 1425 | 1420 | 0.35 |
| Hyderabad | 1425 | 1431 | -0.42 |
| Mumbai | 1430 | 1444 | -0.97 |

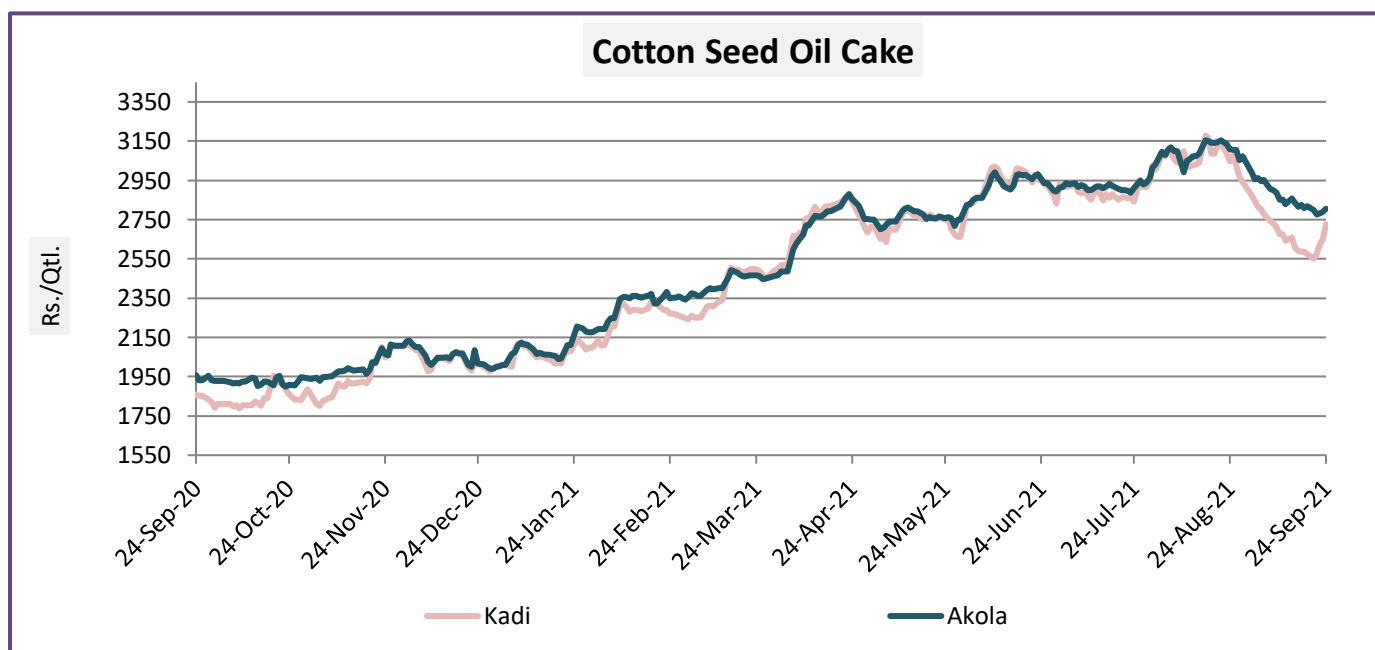
Source: Agriwatch



Cotton Seed Oil Cake weekly price Scenario

The cottonseed oilcake prices have slightly decreased from the previous week. The average price of cottonseed oilcake in the Kadi market was Rs. 2584 per quintal from Rs. 2642 per quintal and in Akola was at Rs. 2802 per quintal from Rs. 2840 per quintal the previous week.

| | Weekly Average Price as on (Rs/quintal.)* | | % Change |
|-------|---|-----------|----------|
| | 22-Sep-21 | 15-Sep-21 | |
| Kadi | 2584 | 2642 | -2.19 |
| Akola | 2802 | 2840 | -1.32 |



Source: NCDEX

International Market Scenario

- The Cotton Crop Assessment Committee had revised the Pakistan's cotton production target downward by 19 percent from 10.5 million to 8.46 million bales. Apart from lowest area under cotton cultivation i.e. 1.871 million hectares, some major biotic constraints including cotton leaf curl virus, mealybug, and whitefly attacks have also forced the government to cut the estimates. According to Syed Fakhar Imam, Federal Minister for National Food Security and Research, cotton production may exceed the estimate of 8.46 million bales, as 2.69 million bales of cotton have been transferred to the ginning factories till September 15, compared to 1.04 million bales in same period of last year. Whereas last year, the cotton production was around 5.57 million bales.
- According to the Cotton Crop Assessment Committee meeting, Pakistan's Sindh province expects cotton production of over 3.5 million bales in the 2021-22 season. Due to less rainfall, overall cotton production in

Punjab is expected to increase by 8.5 percent at 4.5 million bales. The overall cotton production is expected to reach 8.46 million bales.

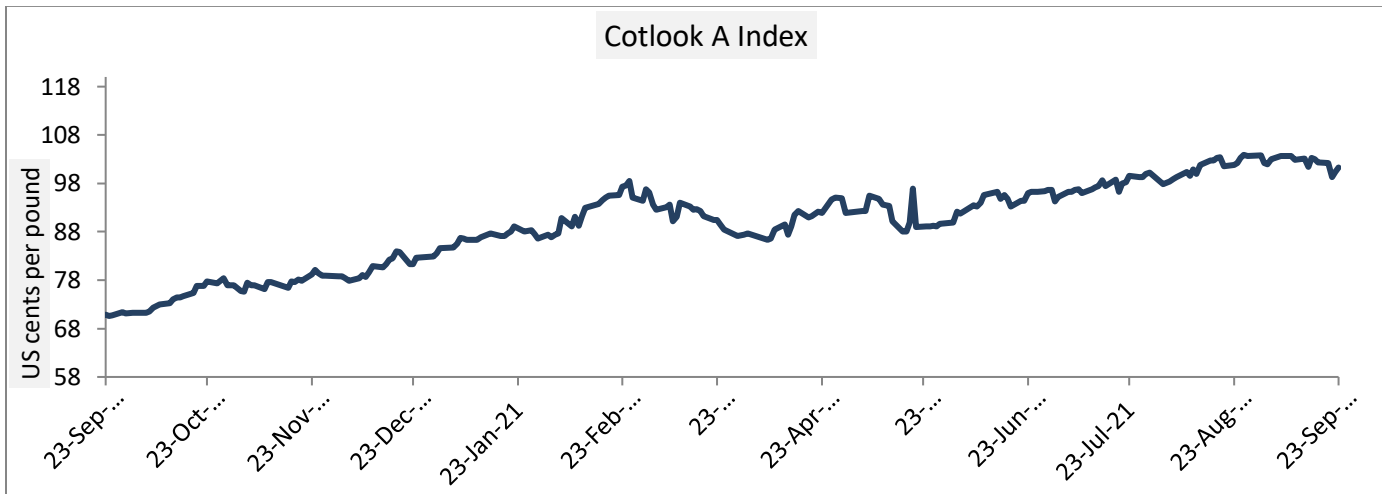
- According to USDA'S World Agriculture Supply and Demand Estimate (WASDE) report, for the 2021-22 season, India's cotton area is projected at 12.7 million hectares lowest in past 3 years. The erratic monsoon has affected the cotton planting in the major growing regions. Although, the national yield is projected at 489 kg per hectares. As a result, cotton crop is projected at 28.5 million bales in 2021-22 which is slightly above the year before production. India is expected to account for 24 percent of the global cotton crop in 2021-22.
- Egyptian cotton production and exports may rise in 2021-22. The rising global demand and the recent rise in prices of cotton are increasing cotton production. As the area under cotton harvest has increased to 85,000 hectares from the previous year's 65,000 hectares. The cotton production is likely to increase by 30.23 percent from 215,000 lb bales in 2020-21 to 280,000 lb bales in 2021-22. Further, exports are likely to increase by 28 percent to reach 320,000 lb bales in 2021-22 compared to 250,000 lb bales in 2020-21. Imports are expected to decline by 12.70 percent to 550,000 lb bales in 2021-22 compared to the previous year's 630,000 lb bales in 2020-21.
- According to USDA'S World Agriculture Supply and Demand Estimate (WASDE) September report, world 2021-22 production is projected higher this month with an increase in cotton production for the United States at 18.51 million bales from the previous month's estimates of 17.26 million bales, and for Australia at 4.70 million bales from previous estimates of 4.40 million bales, offset a decline in India from 29.00 million bales to 28.50 million bales this month. World trade in 2021-22 is still projected down from the previous year's record 48.5 million bales but is projected 500,000 bales higher than in August at 46.8 million bales.

Cotlook A Index

Cotlook A index was lower this week. The Cotlook A Index was at 101.44cents/lb higher as compared to the previous week (102.88cents/lb).

| Cotlook A Index | WeeklyAverage Price change as on | | % Change |
|------------------------------|----------------------------------|-----------|----------|
| | 22-Sep-21 | 15-Sep-21 | |
| Prices | 101.44 | 102.88 | -1.40 |
| Prices in US cents per Pound | | | |

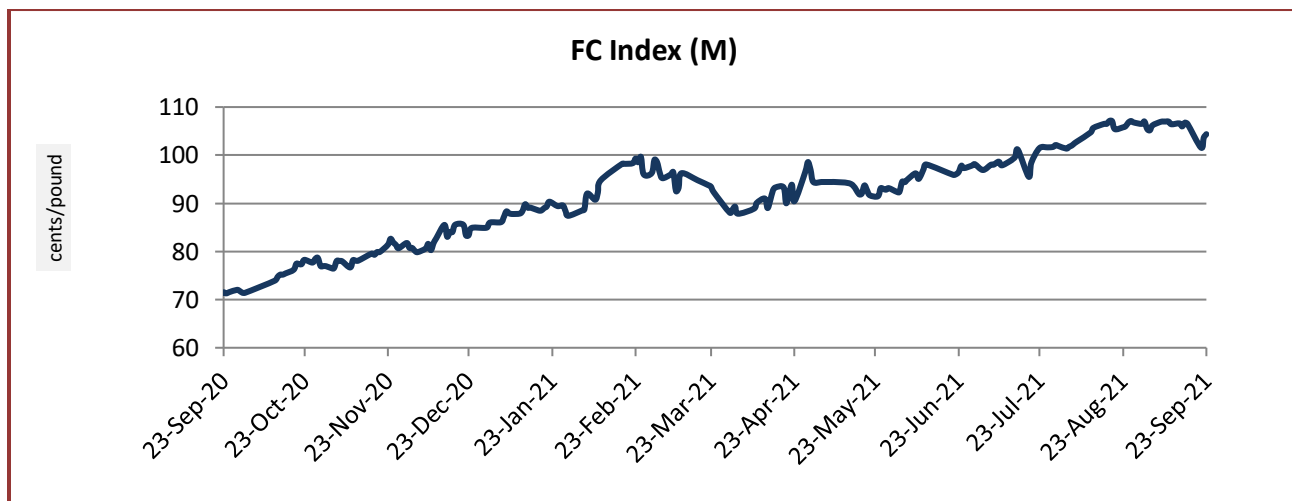
Source: Cotlook



China Cotton Index and Foreign Cotton Index

| Cotton Index | Weekly Average Price as on | | % Change |
|------------------------------|----------------------------|-----------|----------|
| | 22-Sep-21 | 15-Sep-21 | |
| FC (S) | 104.99 | 107.70 | -2.51 |
| FC (M) | 103.89 | 106.55 | -2.50 |
| FC (L) | 102.75 | 105.42 | -2.53 |
| Prices in US cents per Pound | | | |

Source: China Cotton Association



| Cotton Index | Weekly Average Price as on | | % Change |
|--------------|----------------------------|-----------|----------|
| | 22-Sep-21 | 15-Sep-21 | |
| CCIndex(328) | 18218.75 | 18213.67 | -0.47 |
| CCIndex(527) | 17086.50 | 17193.67 | -0.62 |
| CCIndex(229) | 18526.75 | 18609.00 | -0.44 |

Prices in Yuan per ton

Source: China Cotton Association



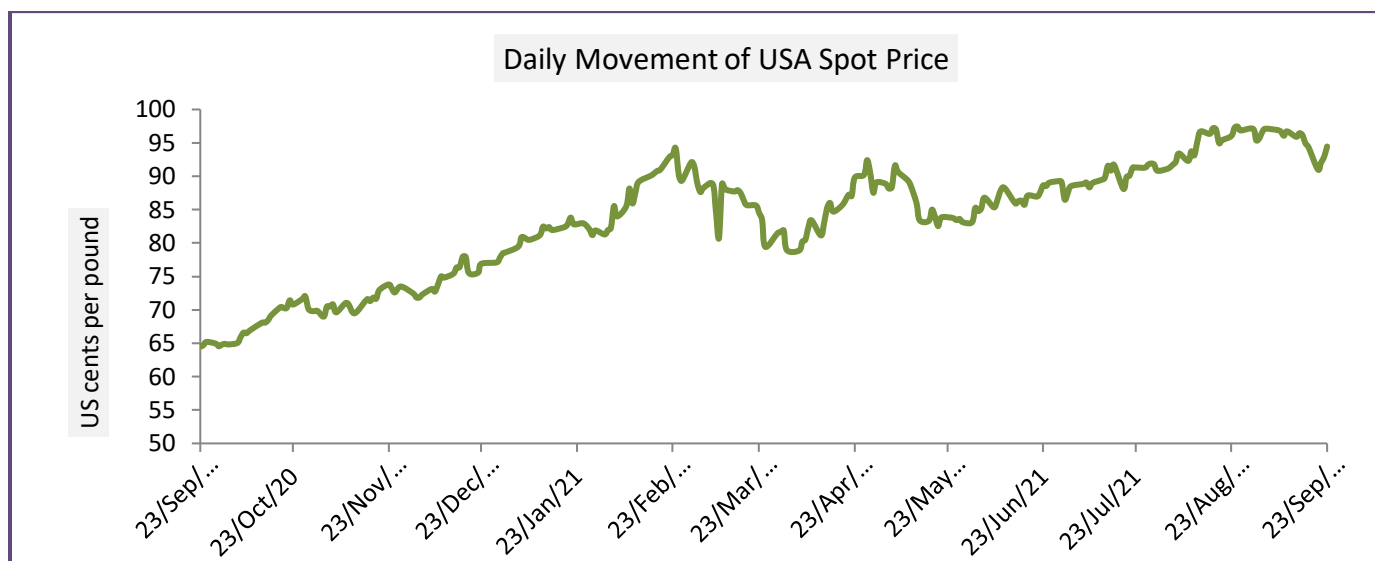
USA Spot Prices

U.S.A spot prices have decreased from the prior week by 3.36 percent at 93.03 cents per pound.

| USA Spot Prices | Monthly Average Price as on | | % Change |
|-----------------|-----------------------------|-----------|----------|
| | 22-Sep-21 | 15-Sep-21 | |
| Prices | 93.03 | 96.27 | -3.36 |

Prices in US cents per Pound

Source: USDA

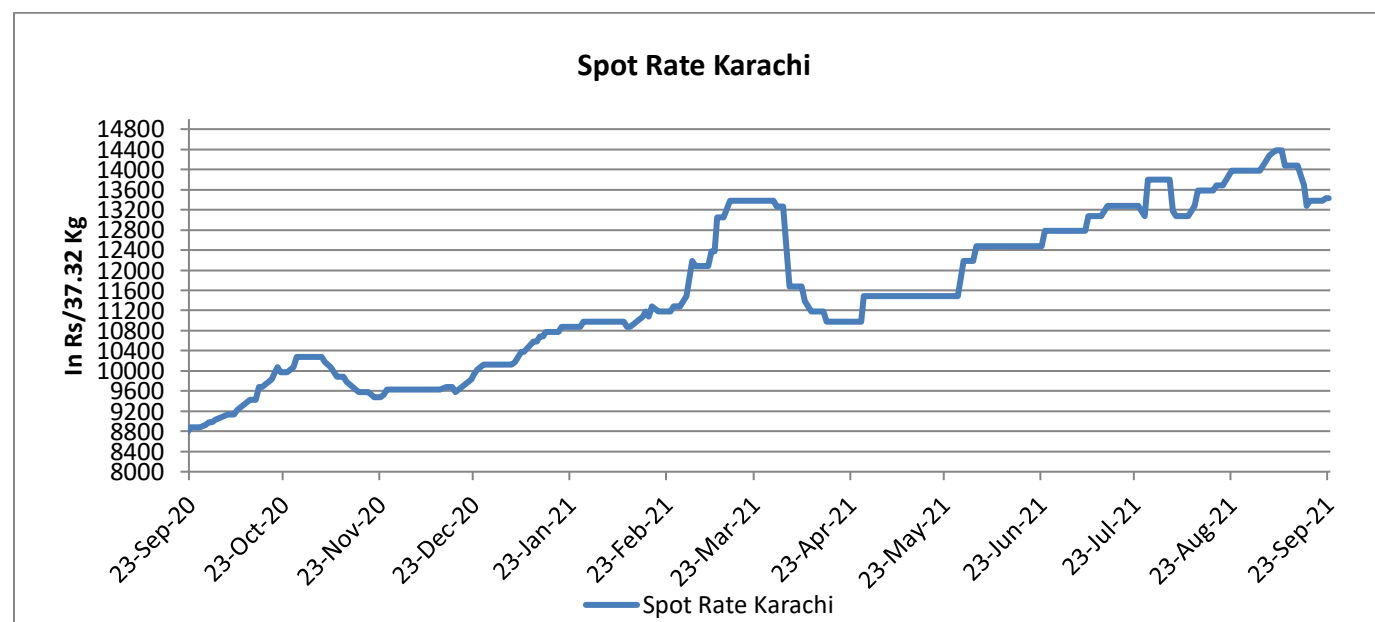


Pakistan Spot Prices

The Karachi spot price stood lower around Rs.13180/q from previous week.

| Karachi Spot Prices | WeeklyAverage Price as on | | % Change |
|---------------------------|---------------------------|-----------|----------|
| | 22-Sep-21 | 15-Sep-21 | |
| Prices | 13180 | 13420 | -1.79 |
| Prices in Rs per 37.32 Kg | | | |

Source: Fibre2fashion.com



Commodity: Cotton
Exchange: MCX
Contract: Mar.
Expiry: Oct. 30, 2021

Cotton

COTTON 1st(MXCTNC1)2021/09/19 - Weekly B 26550.00 A 26610.00
O 25550.00 H 26630.00 L 25060.00 C 26530.00 ↑ V 2,652 T 1,674,142 I 1,876 +930 +3.63%



Technical Commentary:

- Therecenttrendincottonhasbeenbullish.
- Asupportingtrendlineispassingthrough22000, while mild resistance is seen around 27000.
- If the market tests the support at 25000, intraday long positions may be created.

Strategy: Buy

| Intraday Supports & Resistances | | | S2 | S1 | PCP | R1 | R2 |
|---------------------------------|------|-----|-------|-------|-------|-------|-------|
| Cotton | MC X | Mar | 25000 | 25470 | 25810 | 27000 | 27400 |
| | | | Call | Entry | T1 | T2 | SL |
| Cotton | MC X | Mar | Buy | 25550 | 26280 | 26600 | 25560 |

Commodity: Cotton Seed oil Cake
Contract: Mar

Exchange: NCDEX
Expiry: Dec 20th, 2021

Cottonseed Oilcake

COTTON SEED OIL 1st(NCCOUC1)2021/09/19 - Weekly B:2488.00 A:2490.00
O 2450.00 H 2548.00 L 2401.00 C 2493.00 ↑ V 103,630 I 28,420 +53 +2.17%



Technical Commentary:

- Cottonseedoilcakeonthe weekly chartlooksbullish.
- On the intra-day chart, there exists a consolidation zone(support)at 2175andthenatrendlinesupportat 2800. Strong resistance is seen at 2600.

Strategy: **Sell**

| Intraday Supports & Resistances | | | S2 | S1 | PCP | R1 | R2 |
|---------------------------------|-------|-----|-------------|-------|------|------|------|
| Cotton oil cake | NCDEX | Dec | 2400 | 2460 | 2512 | 2600 | 2650 |
| Intraday Trade Call | | | Call | Entry | T1 | T2 | SL |
| Cotton oil cake | NCDEX | Dec | Sell | 2450 | 2520 | 2580 | 2460 |

* Do not carryforward the position the next day.

Technical Analysis of Cotton Future (Oct'21Contract) at ICE

- The Oct'21 contract closed high by the end of the week.
- Candlesticks denote steady to an upward trend.
- Total volume increased & Open Interest decreased compared to last week.
- We expect cotton prices to remain rangebound in the coming week.

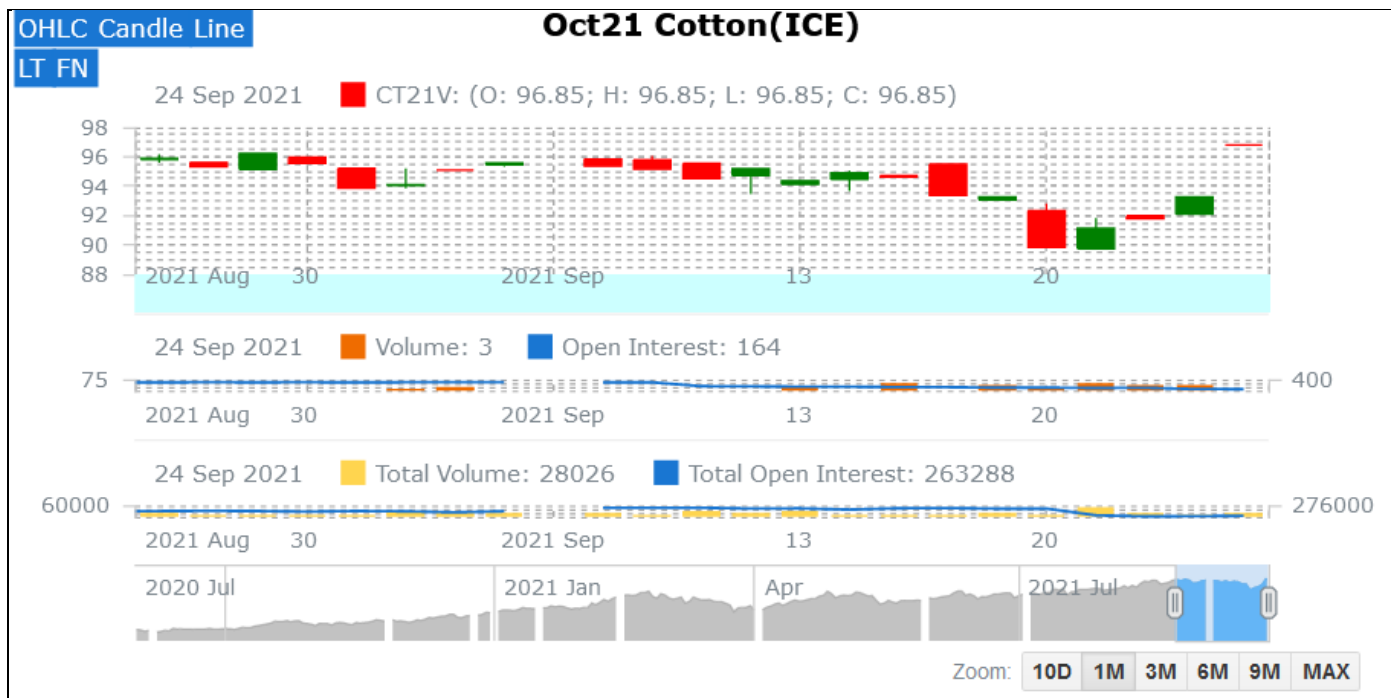
Expected Price Range During Coming month

| Expected Trend | Expected Trading Band |
|----------------|-----------------------|
| Firm | 96-98 |

Expected Support and Resistance

| Support 1 | Support 2 | Resistance 1 | Resistance 2 |
|-----------|-----------|--------------|--------------|
| 95 | 92 | 97 | 98.5 |

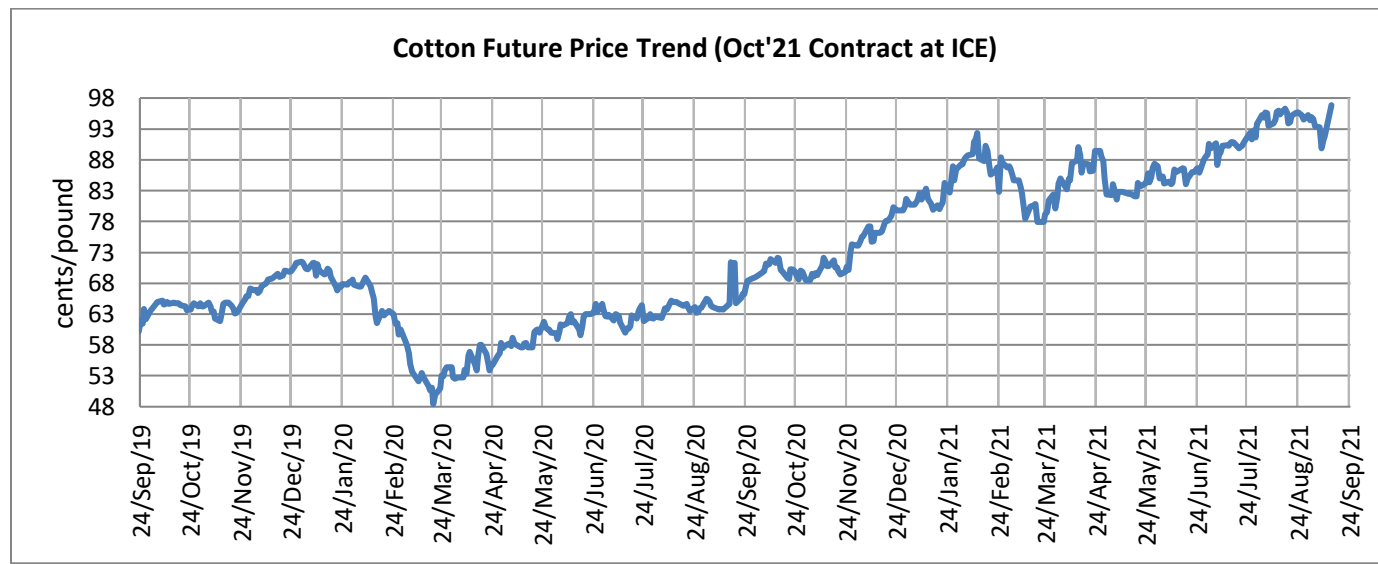
Figures in US cents/pound



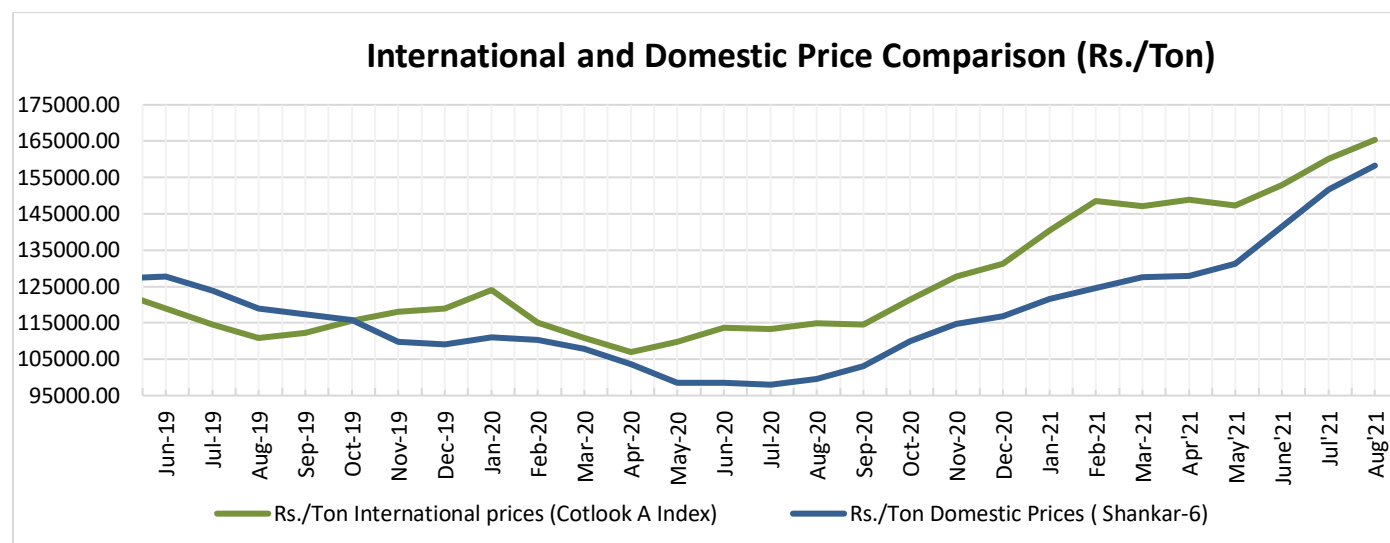
Cotton Future Prices at ICE

| Cotton Prices in Future Contract on ICE | | | | | | Prices in cents/Lb | |
|---|-----------|----------------------------|-----------------------------|-----------------------------|---------------------------|-----------------------|-----------------------------|
| Contracts | 24-Sep-21 | 25-Aug-21 (1 month ago) | 26-Jun-21 (3 months ago) | 28-Mar-20 (6 months ago) | 24-Sep-20 (a year ago) | % Change over a month | % Change over previous year |
| Oct-21 | 96.85 | 95.95 | 86.43 | 80.38 | 66.25 | 0.94 | 46.19 |
| Dec-21 | 95.99 | 94.50 | 88.04 | 81.41 | 66.99 | 1.58 | 43.29 |
| Mar-21 | 94.57 | 93.55 | 87.18 | 79.49 | 67.63 | 1.09 | 39.83 |
| May-22 | 93.74 | 92.96 | 86.71 | 78.74 | 63.97 | 0.84 | 46.54 |
| Jul-22 | 91.84 | 91.39 | 86.26 | 78.62 | 65.46 | 0.49 | 40.30 |

Future Price Trend (Active Contract):



International and Domestic Price Comparison



Cotton Prices at Key Spot Markets:

| Commodity | Kapas | | Weekly Average Prices (Rs./Quintal) | | Change |
|----------------|-------------|-------------|-------------------------------------|----------------------------|--------|
| | | | 16th Sep'21 to 22nd Sep'21 | 09th Sep'21 to 15th Sep'21 | |
| Gujarat | Ahmedabad | Shankar-6 | NA | NA | - |
| | Gondal | Shankar-6 | NA | NA | - |
| | Rajkot | B.T. Cotton | 6975 | 6520 | 455 |
| | Patan | B.T. Cotton | NA | NA | - |
| | Kadi | B.T. Cotton | NA | NA | - |
| | Deesa | B.T. Cotton | NA | NA | - |
| | Dhrol | B.T. Cotton | 5528 | NA | - |
| Haryana | Bhiwani | B.T. Cotton | 7092 | 7083 | 9 |
| | Bhiwani | Desi | NA | NA | - |
| | Adampur | B.T. Cotton | 6917 | 6698 | 219 |
| | Fatehabad | B.T. Cotton | NA | NA | - |
| | Jind | B.T. Cotton | NA | NA | - |
| | Uchana | B.T. Cotton | NA | NA | - |
| | Dabwali | B.T. Cotton | NA | NA | - |
| Rajasthan | Hanumangarh | B.T. Cotton | 7067 | NA | - |
| | Rawatsar | B.T. Cotton | 6800 | NA | - |
| Madhya Pradesh | Khandwa | Mech-1 | NA | NA | - |

| | | | | | |
|----------------------|----------------|----------------|---|-----------------------------------|---------------|
| | Khargaon | Mech-1 | NA | NA | - |
| Maharashtra | Amravati | Mech-1 | NA | NA | - |
| | Jamner | Medium Staple | NA | NA | - |
| Uttar Pradesh | Hathras | B.T. Cotton | 6925 | 6842 | 83 |
| | Hathras | Desi | 6692 | 6317 | 375 |
| Telangana | Adilabad | Un-Ginned | NA | NA | - |
| Karnataka | Bijapur | Bunny | 7199 | 7083 | 116 |
| | Hubli | D.C.H. | NA | NA | - |
| | Hubli | B.T. Cotton | NA | NA | - |
| | Raichur | H-44 Cotton | NA | NA | - |
| Commodity | Lint | | Prices (Rs./Maund of 37.32kg each) | | Change |
| State | Centre | Variety | 16th Sep'21 to 22nd Sep'21 | 09th Sep'21 to 15th Sep'21 | |
| Punjab | Bhatinda | J-34 | 5324 | 5354 | -30 |
| | Abohar | J-34 | 5318 | 5333 | -14 |
| | Mansa | J-34 | 5327 | 5370 | -43 |
| Haryana | Sirsa | J-34 | 5313 | 5332 | -18 |
| Rajasthan | Sri-Ganganagar | J-34 | NA | NA | - |

Cotton Arrivals in Key Centers:

| | | | | | |
|------------------|---------------|----------------|--------------------------------------|-----------------------------------|---------------|
| Commodity | Kapas | | Weekly Sum Arrivals (Quintal) | | Change |
| State | Centre | Variety | 16th Sep'21 to 22nd Sep'21 | 09th Sep'21 to 15th Sep'21 | |
| Gujarat | Ahmedabad | Shankar-6 | NA | NA | - |
| | Gondal | Shankar-6 | NA | NA | - |
| | Rajkot | B.T. Cotton | 337 | 206 | 131 |
| | Patan | B.T. Cotton | NA | NA | - |
| | Kadi | B.T. Cotton | NA | NA | - |
| | Deesa | B.T. Cotton | NA | NA | - |
| | Dhrol | B.T. Cotton | NA | NA | - |
| Haryana | Bhiwani | B.T. Cotton | 14500 | 11600 | 2900 |
| | Bhiwani | Desi | NA | NA | - |
| | Adampur | B.T. Cotton | 3740 | 1870 | 1870 |
| | Fatehabad | B.T. Cotton | NA | NA | - |
| | Jind | B.T. Cotton | NA | NA | - |
| | Uchana | B.T. Cotton | NA | NA | - |

| | | | | | |
|------------------|----------------|----------------|--------------------------------------|-----------------------------------|---------------|
| | Dabwali | B.T. Cotton | NA | NA | - |
| Rajasthan | Hanumangarh | B.T. Cotton | NA | NA | - |
| | Rawatsar | B.T. Cotton | NA | NA | - |
| Madhya Pradesh | Khandwa | Mech-1 | NA | NA | - |
| | Khargaon | Mech-1 | NA | NA | - |
| Maharashtra | Amravati | Mech-1 | NA | NA | - |
| | Jamner | Medium Staple | NA | NA | - |
| Uttar Pradesh | Hathras | B.T. Cotton | 520 | 555 | -35 |
| | Hathras | Desi | 320 | 290 | 30 |
| Telangana | Adilabad | Un-Ginned | NA | NA | - |
| Karnataka | Bijapur | Bunny | 121 | 160 | -39 |
| | Hubli | D.C.H. | NA | NA | - |
| | Hubli | B.T. Cotton | NA | NA | - |
| | Raichur | H-44 Cotton | NA | NA | - |
| Commodity | Lint | | Weekly Sum Arrivals (Quintal) | | |
| State | Centre | Variety | 16th Sep'21 to 22nd Sep'21 | 09th Sep'21 to 15th Sep'21 | Change |
| Punjab | Bhatinda | J-34 | 10540 | 4760 | 5780 |
| | Abohar | J-34 | 2720 | 2380 | 340 |
| | Mansa | J-34 | 1360 | 952 | 408 |
| Haryana | Sirsa | J-34 | 2635 | 757 | 1879 |
| Rajasthan | Sri-Ganganagar | J-34 | NA | NA | - |

Week on Week Price: Scenario of Cotton:

| Commodity | Kapas | | Today | Week Ago | Month Ago | Year Ago |
|-----------|-----------|-------------|-----------|-----------|-----------|-----------|
| State | Centre | Variety | 23-Sep-21 | 16-Sep-21 | 23-Sep-21 | 23-Sep-20 |
| Gujarat | Ahmedabad | Shankar-6 | NA | 0 | NA | 5125 |
| | Gondal | Shankar-6 | NA | 0 | NA | 5500 |
| | Rajkot | B.T. Cotton | NA | 7420 | NA | 5530 |
| | Patan | B.T. Cotton | NA | 0 | NA | 5515 |
| | Kadi | B.T. Cotton | 6000 | 0 | 6000 | 5550 |
| | Deesa | B.T. Cotton | NA | 0 | NA | NA |
| | Dhrol | B.T. Cotton | 6175 | 0 | 6175 | NR |
| Haryana | Bhiwani | B.T. Cotton | 7050 | 7100 | 7050 | 5600 |



| | | | | | | |
|-----------------------|----------------|----------------|------------------|------------------|------------------|------------------|
| | Bhiwani | Desi | NA | 0 | NA | NA |
| | Adampur | B.T. Cotton | 6950 | 6850 | 6950 | 5350 |
| | Fatehabad | B.T. Cotton | NA | 0 | NA | 5350 |
| | Jind | B.T. Cotton | NA | 0 | NA | 5700 |
| | Uchana | B.T. Cotton | NA | 0 | NA | 5385 |
| | Dabwali | B.T. Cotton | NA | 0 | NA | NR |
| Rajasthan | Hanumangarh | B.T. Cotton | 6800 | 0 | 6800 | Closed |
| | Rawatsar | B.T. Cotton | 6800 | 0 | 6800 | Closed |
| Madhya Pradesh | Khandwa | Mech-1 | NA | 0 | NA | 5491 |
| | Khargaon | Mech-1 | NA | 0 | NA | 5427 |
| Maharashtra | Amravati | Mech-1 | NA | 0 | NA | 5300 |
| | Jamner | Medium Staple | NA | 0 | NA | NA |
| Uttar Pradesh | Hathras | B.T. Cotton | 6850 | 7000 | 6850 | NA |
| | Hathras | Desi | 6350 | 6700 | 6350 | NA |
| Telangana | Adilabad | Un-Ginned | NA | 0 | NA | 5400 |
| Karnataka | Bijapur | Bunny | NA | 0 | NA | 5929 |
| | Hubli | D.C.H. | NA | 0 | NA | NA |
| | Hubli | B.T. Cotton | NA | 0 | NA | NA |
| | Raichur | H-44 Cotton | NA | 0 | NA | 5470 |
| Commodity | Lint | | Today | Week Ago | Month Ago | Year Ago |
| State | Centre | Variety | 23-Sep-21 | 16-Sep-21 | 23-Sep-21 | 23-Sep-20 |
| Punjab | Bhatinda | J-34 | 5300 | 5330 | 5300 | 0 |
| | Abohar | J-34 | 5310 | 5340 | 5310 | 0 |
| | Mansa | J-34 | 5270 | 5360 | 5270 | 0 |
| Haryana | Sirsa | J-34 | 5260 | 5350 | 5260 | 3750 |
| Rajasthan | Sri-Ganganagar | J-34 | NA | 0 | NA | 0 |

Cotton Arrivals in Key Centers:

| | | | | | | |
|------------------|---------------|----------------|---------------------------|---------------------------|---------------------------|---------------------------|
| Commodity | Kapas | | Arrivals (Quintal) | Arrivals (Quintal) | Arrivals (Quintal) | Arrivals (Quintal) |
| State | Centre | Variety | 23-Sep-21 | 16-Sep-21 | 23-Sep-21 | 23-Sep-20 |
| Gujarat | Ahmedabad | Shankar-6 | NA | 0 | NA | 3400 |
| | Gondal | Shankar-6 | NA | 0 | NA | #N/A |
| | Rajkot | B.T. Cotton | NA | 25 | NA | #N/A |
| | Patan | B.T. Cotton | NA | 0 | NA | 3450 |

| | | | | | | |
|-----------------------|----------------|----------------|-------------------------------|-------------------------------|-------------------------------|-------------------------------|
| | Kadi | B.T. Cotton | 300 | 0 | 300 | #N/A |
| | Deesa | B.T. Cotton | NA | 0 | NA | #N/A |
| | Dhrol | B.T. Cotton | 1 | 0 | 1 | #N/A |
| Haryana | Bhiwani | B.T. Cotton | 6000 | 1500 | 6000 | 1200 |
| | Bhiwani | Desi | NA | 0 | NA | #N/A |
| | Adampur | B.T. Cotton | 680 | 340 | 680 | #N/A |
| | Fatehabad | B.T. Cotton | NA | 0 | NA | #N/A |
| | Jind | B.T. Cotton | NA | 0 | NA | #N/A |
| | Uchana | B.T. Cotton | NA | 0 | NA | #N/A |
| | Dabwali | B.T. Cotton | NA | 0 | NA | #N/A |
| | Hanumangarh | B.T. Cotton | 150 | 0 | 150 | #N/A |
| | Rawatsar | B.T. Cotton | 500 | 0 | 500 | 0 |
| Madhya Pradesh | Khandwa | Mech-1 | NA | 0 | NA | #N/A |
| | Khargaon | Mech-1 | NA | 0 | NA | #N/A |
| Maharashtra | Amravati | Mech-1 | NA | 0 | NA | #N/A |
| | Jamner | Medium Staple | NA | 0 | NA | #N/A |
| Uttar Pradesh | Hathras | B.T. Cotton | 60 | 90 | 60 | #N/A |
| | Hathras | Desi | 50 | 50 | 50 | #N/A |
| Telangana | Adilabad | Un-Ginned | NA | 0 | NA | 0 |
| Karnataka | Bijapur | Bunny | NA | 0 | NA | 985 |
| | Hubli | D.C.H. | NA | 0 | NA | 0 |
| | Hubli | B.T. Cotton | NA | 0 | NA | 0 |
| | Raichur | H-44 Cotton | NA | 0 | NA | 157 |
| Commodity | Lint | | Arrivals (Quintal) | Arrivals (Quintal) | Arrivals (Quintal) | Arrivals (Quintal) |
| State | Centre | Variety | 23-Sep-21 | 16-Sep-21 | 23-Sep-21 | 23-Sep-20 |
| Punjab | Bhatinda | J-34 | 1700 | 1700 | 1700 | 0 |
| | Abohar | J-34 | 340 | 425 | 340 | 0 |
| | Mansa | J-34 | 170 | 204 | 170 | 0 |
| | Sirsa | J-34 | 170 | 340 | 170 | 0 |
| | Sri-Ganganagar | J-34 | NA | 0 | NA | 0 |

Cotton Association of India Spot Rates:

| Trade Name | Staple | Micronaire | Strength/ GPT | Weekly Average Prices | | +/- Change |
|--|---------------|------------|------------------|----------------------------------|----------------------------------|---------------|
| | | | | 16th Sep'21 to 22nd Sep'21 | 09th Sep'21 to 15th Sep'21 | |
| Bengal Deshi (RG)/Assam Comilla (101) | Below 22mm | 5.0 - 7.0 | 15 | 41250 | 41420 | -170 |
| Bengal Deshi (SG)(201) | Below 22mm | 5.0 - 7.0 | 15 | 41850 | 42020 | -170 |
| J-34(202) | 26mm | 3.5 - 4.9 | 23 | 49100 | 49320 | -220 |
| H-4/ MECH-1(105) | 28mm | 3.5 – 4.9 | 27 | 50867 | 51520 | -653 |
| Shankar-6(105) | 29mm | 3.5 – 4.9 | 28 | 54933 | 55320 | -387 |
| Bunny/ Brahma(105) | 31mm | 3.5 - 4.9 | 30 | 55800 | 56140 | -340 |
| MCU-5/ Surabhi(106) | 32mm | 3.3 - 4.9 | 31 | NA | NA | - |
| DCH-32(107) | 34mm | 3.0 - 3.8 | 33 | 97000 | 97000 | Unch |

Disclaimer

The information and opinions contained in the document have been compiled from sources believed to be reliable. The company does not warrant its accuracy, completeness and correctness. Use of data and information contained in this report is at your own risk. This document is not, and should not be construed as, an offer to sell or solicitation to buy any commodities. This document may not be reproduced, distributed or published, in whole or in part, by any recipient hereof for any purpose without prior permission from the Company. IASL and its affiliates and/or their officers, directors and employees may have positions in any commodities mentioned in this document (or in any related investment) and may from time to time add to or dispose of any such commodities (or investment). Please see the detailed disclaimer at © 2021 Indian Agribusiness Systems Pvt. Ltd.